

easy purchase options

Insurance

Holden Insurance offers a range of competitively priced insurance products, providing tailor-made protection, at the level of cover you need. For more information, call the Holden Insurance hotline on 1300 784 026.<sup>1</sup>

Holden Leasing

Businesses of all sizes are now accessing vehicle leasing options with Holden Leasing. We operate nationally through the Holden Dealer Network and our dedicated service and support team. Our people are responsive professionals who understand your business and what it means to deliver total fleet management solutions. To find out how Holden Leasing can help you, call us on 1800 022 077.

ownership benefits

Holden Service

With one of the largest Service Networks in the country, Holden Dealers can supply an enviable level of customer care. Only Holden Dealership technicians have access to regular Holden factory training and equipment.

Holden New Vehicle Warranty

Every new Holden comes with a New Vehicle Warranty, covering your Holden for 3 years<sup>2</sup> or 100,000 kilometres, whichever comes first. This factory backed warranty covers items including the engine, transmission, interior and exterior components. Refer to your Owner's handbook or see your Holden Dealer for full terms, conditions and exclusions.

Holden Extended Factory Warranty

Holden also offers Holden Extended Factory Warranty. Holden Extended Factory Warranty is a complete extension of your New Vehicle Warranty, giving you peace of mind because your car is factory backed for up to 3 additional years. The very same items covered under the New Vehicle Warranty will continue to be covered under Holden Extended Factory Warranty, without exclusion. The Holden Extended Factory Warranty can be purchased through your local Holden Dealer at the same time as your Holden vehicle purchase. See your Holden Dealer or call 1300 632 407 for full terms and conditions.

24 Hour Roadside Assistance

Provided for the first year of your new Holden's life<sup>2</sup>. Holden Roadside Assistance is one of Australia's most comprehensive assistance packages with over 3,000 Roadside Assistance patrols nationwide<sup>3</sup>. There to help with even the smallest service, the toll-free Roadside Assistance hotline is always open, 1800 817 100.

For more information contact

Holden Customer Assistance on 1800 033 349 Monday to Friday 8am to 7pm or Saturday 9am to 1pm EST or visit [www.holden.com.au](http://www.holden.com.au)

<sup>1</sup> Subject to approval. <sup>2</sup> From date of first registration. <sup>3</sup> In remote or sparsely populated areas you may experience delay in obtaining Roadside Assistance. Refer to the Customer Care brochure in your glovebox for full terms and conditions of this service.



iPOD® is a registered trade mark of Apple Inc

A word about this catalogue. We have tried to make this catalogue as comprehensive and factual as possible. However, since the time of printing some of the information you'll find here may have been updated. Also, some of the equipment shown or described through this catalogue may have been changed and/or is available at extra cost. Further, GM Holden Ltd ABN 84 006 893 232, reserves the right to make changes at any time without notice, in prices, colours, materials, equipment and models. Your Holden Dealer has details, and before ordering, you should ask them to bring you up to date. No Holden Dealer or other person is authorised or permitted to give or make any statement, assertion or undertaking in relation to the quality, performance characteristics, descriptions or fitness for any purpose of any Holden product which is at variance with any written statement, assertion or undertaking on any of these subjects given or made by GM Holden Ltd in its published sales literature, and GM Holden Ltd does not accept any liability for any such unauthorised action. GM Holden Ltd has authorised Dealers in many parts of Australia for the sale of service parts and the provision of service to owners of Holden's products. Every endeavour is made to ensure that such Dealers carry adequate stocks of service parts, but GM Holden Ltd doesn't make any promise other than that contained in the New Vehicle Warranty given by GM Holden Ltd that such parts or service facilities will be available at any specific location or at any particular time. Express warranties offered for Holden products are subject to the conditions set out in all vehicle handbooks. Details also available from GM Holden Ltd on request. Copyright GM Holden Ltd, July 2010. emerystudio CRUZE0610 AD12876

A new era has begun. A new way of thinking has emerged. A new dimension in style, space and sophistication has hit the streets. The breakthrough small car you've waited for is now a reality. Holden Cruze is here.

Next generation design. 5-star ANCAP safety rating. Comfort, refinement and appointments beyond expectation. The must-have features. The nice-to-haves. On the Holden Cruze, all of it is standard.

Cruze the city. Cruze the open road. Cruze 24/7. If you value form as much as function, style as much as substance, you can now drive without compromise.

Holden Cruze. The small car just got serious.

## city Cruze'n



Compact yet streamlined. Dynamic yet poised. A contemporary four-door sedan with classic coupe-like proportions, the Holden Cruze redefines small car design.

Modest in size, massive in attitude, its clean bold lines sweep across bodywork so precise the vehicle appears crafted from solid metal. Combined with an athletic, ready-to-go stance, it gives Cruze a road presence that transcends tradition.

Take a step back and take it all in. Let your eye wander over the sculpted bonnet, the raking windscreen, the accelerating arc of the roofline, and the perfectly shaped boot. Each is an expression of pure automotive inspiration, and combined, a statement of unequivocal style and true individuality.

More than just a thing of beauty, this strikingly sleek exterior is also host to a range of driver-focused thinking and technology. Like cruise control, heatable exterior mirrors that are large and wide for outstanding all-round vision, and dual bezel headlights that activate and deactivate automatically according to ambient light levels.

Seriously good-looking. Seriously switched on. The Holden Cruze is here.

## Cruze'n style





Unlock the door and open your mind. The Cruze interior resets all your small car preconceptions.

Expansive. Feature laden. Designed and executed with exacting craftsmanship. Its distinctive dual-cockpit interior envelops you in a free-flowing fusion of sportiness, luxury and comfort.

The central control panel incorporates a graphic information display and CD with MP3 'plug and play' compatibility.

The contemporary instrumentation uses ice blue illumination for heightened clarity. Controls are intuitive – in location and operation – with those used most frequently either at your fingertips, or set into the four-way adjustable steering wheel. Never has driving been so easy.

Bold and yet refined, the Holden Cruze cabin also features contoured sports seats with French seam stitching and matching dash insert, theatre lighting and a host of other premium appointments. All standard across the range.

Cruze even conquers space. A serious five-seater, it provides generous head, shoulder and leg room for everyone. A 60/40 split fold back seat complements the sizeable 400 litre boot. While the plethora of practical storage ideas – including four cup holders, four door well bottle holders and CD holder – accommodate all your needs on the go.

If you're serious about comfort, get into the Holden Cruze.

**Cruze'n comfort**



CDX with dark pewter leather appointed seats

## out Cruze'n

CD Diesel in Pewter Grey

Easy on the eye. Dynamic on the road. The Holden Cruze marries 4-cylinder fuel economy with the type of performance and ride and handling only a true Holden can provide.

Agile and responsive, it effortlessly negotiates narrow city streets and impossibly tight parking spots. Superior chassis design and low centre of gravity also make Cruze a consummate long distance tourer. Smooth. Centred. Quiet. Refined. You can tackle the most arduous journey with comfort and confidence, from the first kilometre to last.

The 4-cylinder 1.8 litre Holden ECOTEC is standard across the range. An advanced, 16-valve petrol engine, it produces spirited performance from low revs to high.

Your other option is the super smooth 2.0 litre Turbo Diesel. Equipped with the latest high-performance common rail fuel injection system and electronically controlled Turbocharger with intercooler, it combines power to spare with the fuel economy and CO<sub>2</sub> emissions you expect from a state-of-the-art diesel.

Both engines come with your choice of transmission – an easy shifting 5-speed manual gearbox, or a sophisticated 6-speed automatic with Active Select that offers rapid launch and fuel-efficient cruising in overdrive.

The innovative Cruze 2.0 litre Turbo Diesel is also part of the Holden EcoLine range of vehicles.

Through EcoLine, we're investing more in new technologies and developing more alternative fuel powered vehicles than ever before. It's about providing you with a range of cars that provide better fuel efficiency today, while continuing to develop next generation fuel advances that are more efficient and better for the environment tomorrow.

Serious about fuel costs? Serious about emissions? Serious about fun? If it's a small car you want, the Holden Cruze demands serious consideration.

Holden  
**ecoline**  
Future Friendly



Like you, the Holden Cruze is serious about safety. So serious, in fact, it has a 5-star ANCAP safety rating – the absolute highest rating possible.

Every time you get behind the wheel, everywhere you drive, Cruze has you surrounded and safeguarded by a comprehensive range of state-of-the-art active and passive safety systems.

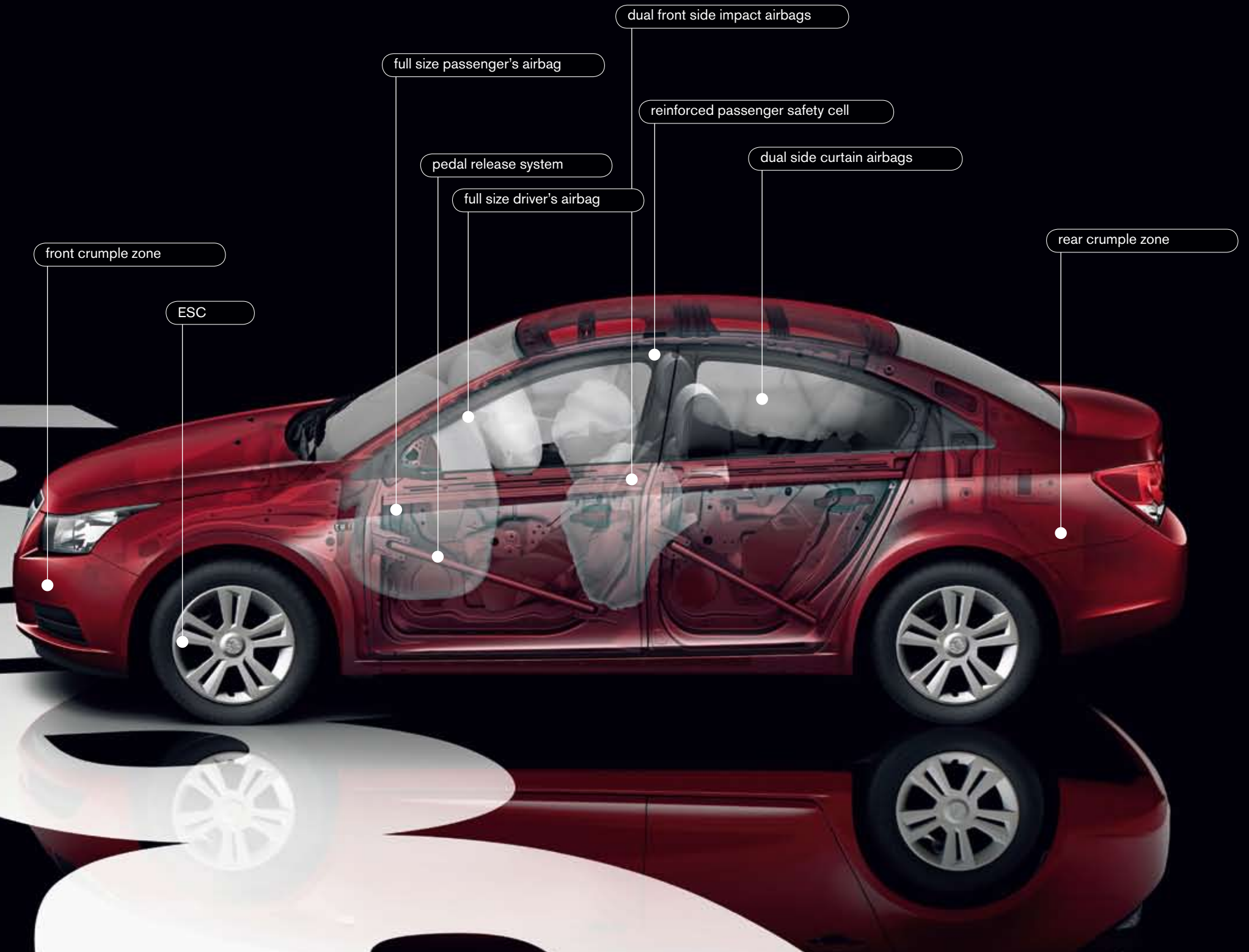
To help you avoid an accident, there is everything from Electronic Stability Control (ESC) and 4-wheel disc brakes with ABS Anti-lock Braking System, to Traction Control, Brake Assist and Electronic Brakeforce Distribution.

Should a collision occur, Cruze instantly determines the force and direction of impact and activates any required occupant protection systems, including up to six airbags – front driver and passenger, dual front side and dual side curtain.

Front and rear crumple zones further maximise your safety, as does the vehicle's high strength steel unibody construction, which incorporates full-length frame rails and a passenger safety cell into a single welded unit.

Serious protection, every time you drive. That's what you can expect from the Holden Cruze.

## safe Cruze'n



# safety

## Active safety

To help prevent collisions, the Holden Cruze monitors on-road dynamics every moment you're driving. Everything from the vehicle's speed, lateral acceleration and rotation, to the steering wheel angle and brake force you apply.

When normal tolerances are exceeded, one or more active safety systems instantly initiate non-intrusive counter measures to help ensure you retain maximum control of the vehicle.

**Co-ordination of active safety features**  
Tightly integrated and fully co-ordinated, Cruze's active safety systems provide you with comprehensive support:

- Electronic Stability Control (ESC) helps safeguard you during turning, cornering and lane changes.
- The Anti-lock Braking System (ABS), Brake Assist (BA) and Electronic Brakeforce Distribution (EBD) help you stop quickly with maximum control.
- The Traction Control System (TCS) helps minimise wheel slip when accelerating.

**ESC Electronic Stability Control**  
ESC constantly compares the vehicle's movements with the steering wheel angle to determine if the vehicle is moving in the direction you intend. If skidding appears imminent, ESC applies brake pressure to individual wheels as appropriate and, if necessary, trims engine power. This dramatically increases turning and cornering safety, especially in 'evasive action' situations.

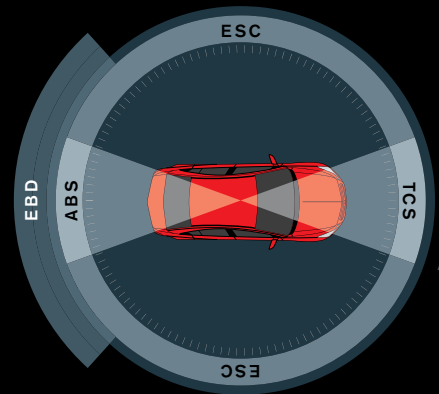
**TCS Traction Control System**  
TCS is designed to minimise slippage during acceleration by recognising if either front wheel has insufficient grip, and adjusting driveforce and brakeforce accordingly. It produces greater vehicle stability on wet and icy roads, and also in 'split' conditions, such as when a vehicle has two wheels on bitumen and two on a gravel verge.

**ABS Anti-lock Braking System**  
If wheel 'lock up' is detected under forceful braking, ABS momentarily reduces brake pressure at the affected wheel(s). This improves braking efficiency - reducing stopping distances on most surfaces - and helps the vehicle remain steerable and directionally stable.

**BA Brake Assist**  
In emergency braking situations, few drivers actually press the brake pedal firmly enough to achieve maximum braking performance. BA is designed to sense how fast you press the brake pedal in an emergency, and maximises braking pressure to optimise braking performance.

**EBD Electronic Brakeforce Distribution**  
When a vehicle brakes, weight transfers to the front wheels. By regulating the brakeforce applied to each wheel, EBD helps ensure optimal balance between front and rear brakes, which helps minimise stopping distances.

**SDM Safety Diagnostic Module**  
Mounted along the centre line of the vehicle, the SDM processes input from sensors to determine the severity and location of a collision impact, deploying airbags and activating seatbelt pretensioners.



So what if...  
You have to avoid an unexpected obstacle in the road, end up with two wheels on the gravel verge, and then need to brake suddenly:

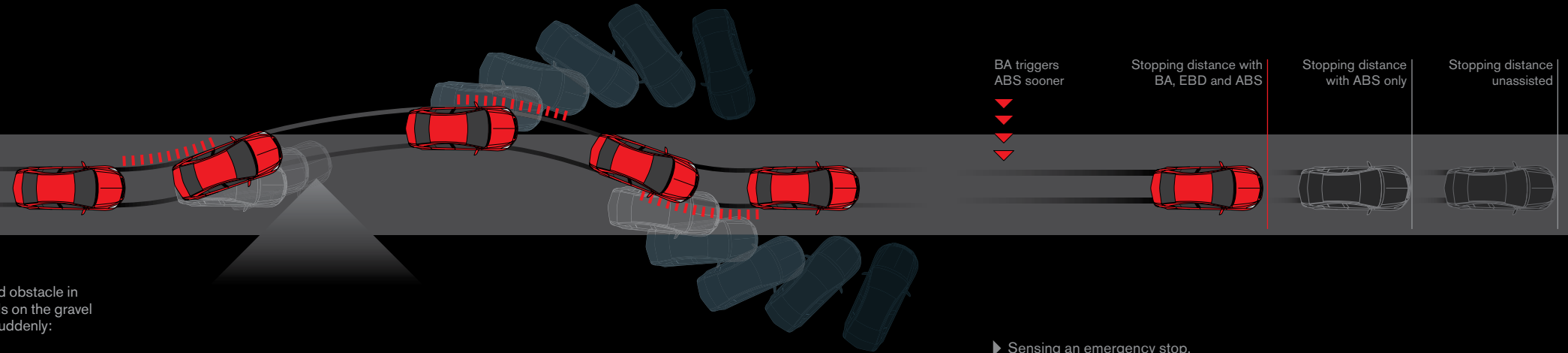
ESC instantly intervenes, braking the left rear wheel momentarily to avoid understeer.

TCS reduces torque to the left front wheel to reduce slip.

ESC now brakes the right front wheel momentarily and reduces engine power to correct oversteer.

Sensing an emergency stop, BA initiates maximum brakeforce, ABS maximises brake efficiency and EBD maintains optimal front/rear brake balance.

Stopping distance will depend on road surface and vehicle load conditions



## Passive safety

In an accident, it's the impact energy of the collision versus your vehicle's safety systems. That's why the Holden Cruze puts all these standard features on your side:

- 1 Full size driver's airbag
- 2 Full size passenger airbag
- 3 Dual front side impact airbags
- 4 Dual side curtain airbags
- 5 Front and rear crumple zones
- 6 Collapsible pedal release system
- 7 Passenger safety cell
- 8 Frame rails/Load paths

**Co-ordination of passive safety features**  
To protect occupants from collision impulse forces, Cruze uses forward and side sensors to detect the direction and severity of a collision, then co-ordinates and deploys, if necessary, the appropriate safety measures - all in just a few thousandths of a second. Roughly the time it takes to snap your fingers.

**Reinforced passenger safety cell**  
Cruze features an extremely strong unibody design, which incorporates full-length frame rails and a passenger safety cell into a single, welded unit. Front and rear crumple zones collapse in a controlled manner to help absorb crash energy, while effective load paths ensure optimum protection in the event of a collision from virtually any direction.

**Pyrotechnic seatbelt pretensioners**  
When an impact of sufficient severity is detected, small explosive charges force the front seatbelt anchors downwards. This tightens the seatbelts and helps hold both driver and front passenger firmly against their seats.

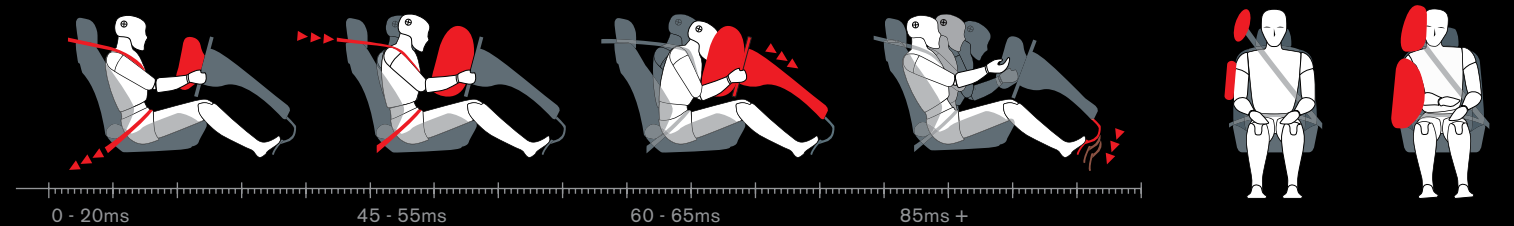
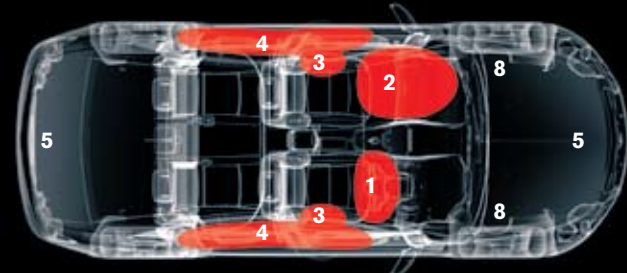
**Front airbags**  
For maximum protection in certain frontal collisions, Cruze will deploy front airbags for the driver and passenger. The 60 litre driver airbag can fully inflate in 60 milliseconds, while the front passenger airbag can inflate to a full 130 litres in just 70 milliseconds.

**Force limiters**  
Following airbag deployment, force limiters unspool the front seatbelts incrementally to minimise the risk of seatbelt related injury.

**Collapsible pedal release system**  
In the event of a front collision, the vehicle's pedals collapse to reduce the likelihood of lower extremity injuries to the driver.

**Side impact airbags**  
Side impact airbags are mounted on both front seats to provide chest and thorax protection for both driver and front seat passenger.

**Side curtain airbags**  
Side curtain airbags provide head and upper body protection for front passengers and left and right rear seat passengers in certain side-on collisions.





## CD

**Dynamic looks. Classy appointments. 5-star ANCAP safety rating. Smart technology laid on, including a 6-speaker CD audio system with USB input and iPOD® compatibility.\* Complete with Electronic Stability Control (ESC) and six airbags, the seriously feature-packed Holden Cruze CD is style and substance in perfect balance.**

### Standard features include:

- 1.8 litre 4-cylinder ECOTEC petrol engine or optional 2.0 litre 4-cylinder Common Rail Turbo Diesel engine
- 5-speed manual transmission or optional 6-speed automatic transmission with Active Select
- Electronic Stability Control (ESC) incorporating: Anti-lock Braking System (ABS), Brake Assist (BA), Electronic Brakeforce Distribution (EBD), Traction Control System (TCS)
- 6 airbags
- 16" steel wheels
- Body coloured door handles
- Body coloured exterior mirrors
- Heatable exterior mirrors
- Front and rear power windows
- 6-way adjustable driver and front passenger seats
- Air conditioning
- 6-speaker audio system with MP3 compatible in dash CD, radio and MP3 "plug and play" functionality
- USB input with iPOD® compatibility\*
- Cruise control
- Graphic Information Display (GID)
- Multifunction steering wheel, featuring illuminated controls for cruise control and audio system
- Automatic headlamp mode – switches headlamps on at twilight or low light
- Multifunction trip computer
- Remote keyless entry operates doors, boot and fuel filler door
- Flip keys (2)
- Electronic boot release



### Cruise control

Cruze gives you the convenience of cruise control with the added advantage of steering mounted controls, so you can engage, cancel and adjust your speed setting while keeping both hands on the wheel.

### Trip computer

Cruze lets you monitor real time driving information with at-a-glance-convenience on the digital centre driver display. Choose from trip distance, average speed, average fuel usage, distance to empty, odometer, speed and more, all at the touch of a button.



### USB input with iPOD® compatibility\*

The vehicle's inbuilt USB interface gives you full display and play access over all your iPOD® songs, albums, playlists, and more, via the centre console screen and audio system controls.

### CD audio system

Tune in your favourite radio station, drop in your favourite CD or plug in your MP3 player. If you're serious about sound quality, Cruze's premium 6-speaker CD audio system will be music to your ears.

\*Not all portable music devices or USB's are supported by the infotainment system. Please check with your Dealer.



## CDX


**Serious about luxury? Step up to the Cruze CDX. To an already long list of standard safety, interior and exterior features, this stunning vehicle adds a host of sophisticated touches and premium appointments to create an even bigger picture of small car style, comfort and refinement.**

### Standard features include:

- 1.8 litre 4-cylinder ECOTEC petrol engine or optional 2.0 litre 4-cylinder Common Rail Turbo Diesel engine
- 5-speed manual transmission or optional 6-speed automatic transmission with Active Select
- Electronic Stability Control (ESC) incorporating: Anti-lock Braking System (ABS), Brake Assist (BA), Electronic Brakeforce Distribution (EBD), Traction Control System (TCS)
- 6 airbags
- Heatable exterior mirrors
- Front and rear power windows
- 6-way adjustable driver and front passenger seats
- Air conditioning
- 6-speaker audio system with MP3 compatible in dash CD, radio and MP3 "plug and play" functionality
- USB input with iPOD® compatibility\*
- Cruise control
- Graphic Information Display (GID)
- Multifunction steering wheel, featuring illuminated controls
- Automatic headlamp mode – switches headlamps on at twilight or low light
- Multifunction trip computer
- Remote keyless entry operates doors, boot and fuel filler door
- Flip keys (2)
- Electronic boot release

### Specific feature highlights:

- 17" alloy wheels (4)
- Body coloured door handles with chrome strip inserts
- Front fog lamps
- Leather wrap steering wheel and gear shifter
- Leather appointed seats
- Heatable front seats – 3 level heating adjustment
- Rear parking sensors



### Rear parking sensors

Getting your CDX in and out of tight parking spaces is easy, thanks to its rear park assist feature which uses audible warnings to indicate the proximity of potential obstacles.

### Ice blue illumination

Eye-catching in every sense, the vehicle's ice blue dash illumination heightens cabin sophistication while also improving instrumentation and control legibility.



### Heatable leather appointed seats

If you hate the cold, you'll warm to the idea of electronically heated front leather appointed seats. With a choice of three individual temperature settings for driver and passenger, plus recline, slide and height adjustment, they offer truly personalised comfort.

### Leather wrap steering wheel

More than just a stylish enhancement, the use of high quality cross-seam stitched leather enhances steering wheel grip while driving.

\*Not all portable music devices or USB's are supported by the infotainment system. Please check with your Dealer.

# features

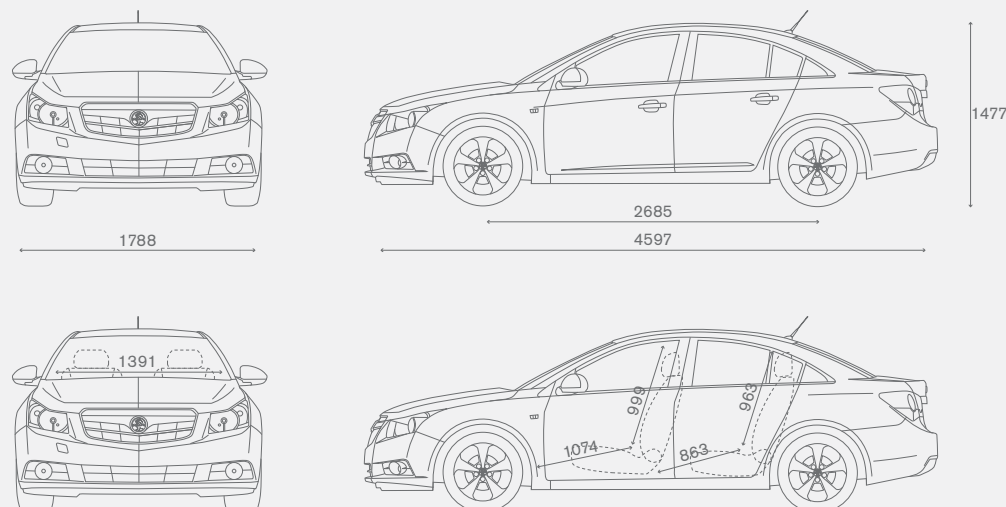
engine		safety/handling/security		exterior/interior		exterior/interior (continued)				
	CD	CDX		CD	CDX		CD	CDX		
<b>engine and transmission</b>			<b>safety and handling</b>			<b>entertainment</b>				
1.8 litre DOHC 16 valve ECOTEC 4-cylinder engine	●	●	4 wheel disc brakes (Front ventilated)	●	●	16" x 6.5" steel wheels. Full flush covers. 205/60R16 92V tyres (4)	●	6-speaker audio system with MP3 compatible in dash CD, radio and MP3 "plug and play" functionality	●	●
2.0 litre SOHC 16 valve 4-cylinder Common Rail Turbo Diesel engine	○	○	Electronic Stability Control (ESC) incorporating:	●	●	17" x 7" 5-spoke alloy wheels. 215/50R17 91V tyres (4) (Petrol model only)	A ●	USB input with iPod® compatibility*	●	●
5-speed manual transmission	●	●	Anti-lock Braking System (ABS)			17" x 7" 5-spoke alloy wheels. 225/50R17 94V tyres (4) (Diesel model only)	A ●	Graphic Information Display (GID) displaying:	●	●
6-speed automatic transmission with Active Select	○	○	Brake Assist (BA)			Full size spare 16" steel wheel 205/60R16 92V tyre (optional for diesel models)	●	Audio information		
			Electronic Brakeforce Distribution (EBD)			Tyre sealant and air compressor kit (diesel models only)	●	Air conditioning information		
			Traction Control System (TCS)					Outside temperature		
			Safety Diagnostic Module (SDM)	●	●	<b>exterior</b>		Time and date		
			Front airbags for driver and front passenger	●	●	Anti-corrosion protection	●	Vehicle personalisation settings		
			Side impact airbags for driver and front passenger	●	●	Body coloured door handles	●			
			Side curtain airbags	●	●	Body coloured door handles with chrome strip inserts	●			
			Front seatbelt sash height adjust	●	●	Body coloured exterior mirrors	●	<b>seating</b>		
			Front seatbelt pretensioners with load limiters	●	●	Body coloured bumpers	●	60/40 split fold rear seats	●	●
			Power steering	●	●	High mounted stop lamp	●	6-way adjustable driver and front passenger seats, recline, slide and height	●	●
			Rear seat child restraint anchor points (3)	●	●	Electronic touch pad boot release	●	Leather appointed seats	●	
			Collapsible pedal release system	●	●	Front fog lamps	●	Heatable front seats – 3 level heating adjustment	●	
						Halogen headlamps with adjustable levelling	●	Cloth seat trim	●	
			<b>security</b>			Prestige paint	○	Front seat head restraints, height and tilt adjustment	●	●
			Battery rundown protection	●	●			Three rear head restraints, height adjustment	●	●
			Engine immobiliser	●	●	<b>driver</b>				
			Headlight "Follow Me Home" functionality. Allows programming of headlights to remain on for a set time after leaving the parked vehicle	●	●	Cruise control	●	<b>cabin comfort</b>		
			Remote keyless entry operates:	●	●	Automatic headlamp mode – switches on at twilight or low light	●	Air conditioning	●	●
			Doors			Multifunction steering wheel controls with illumination, featuring:	●	Centre console compartment with lid and sliding armrest	●	●
			Boot			Cruise control		Rear centre armrest	●	●
			Fuel filler door			Audio system		Passenger overhead assist handles	●	●
			Flip keys (2)	●	●	Multifunction electronic driver information display, featuring:	●	Power windows, driver. Express up and down	●	●
			Lockable glove box with illumination	●	●	Average fuel consumption		Power windows, front and rear passenger. Express down	●	●
						Average speed		Vanity mirror on driver and front passenger sunvisors with cover	●	●
						Distance to empty				
						Instantaneous fuel consumption		<b>storage and cargo</b>		
						Odometer		4 cup holders. 2 (adjustable) in front centre console. 2 in rear centre armrest	●	●
						Leather wrap steering wheel	●	4 integrated bottle holders. One in each door pocket	●	●
						Leather wrap gear shifter	●	Auxiliary power socket in console	●	●
						Dimmable instrument panel illumination	●	Auxiliary power socket for rear seat occupants	●	
						Driver and front passenger reading lamps	●	Front seatback pockets	●	●
						Steering wheel height and reach adjust	●	Illuminated 400 litre boot	●	●
						Driver and front passenger seatbelt warning lamp	●	Shopping bag hook in boot	●	●
						Power exterior mirrors (heatable)	●	Storage compartment located on top of centre dashboard with lid	●	●
						Rear window demister	●	Sunglasses holder	●	
						Variable intermittent wipers	●			
						Rear parking sensors	●			

● standard  
○ optional  
A accessory

\*Not all portable music devices or USB's are supported by the infotainment system. Please check with your Dealer.

## technical specifications

	1.8 litre 4-cylinder DOHC ECOTEC petrol engine		2.0 litre 4-cylinder SOHC Common Rail Turbo Diesel engine	
Bore x stroke (mm)	80.5 x 88.2		83.0 x 92.0	
Capacity (cc)	1796		1991	
Compression ratio (:1)	10.5		17.5	
Power (ECE, kW)*	104 @ 6200rpm		110 @ 4000rpm	
Torque (ECE, Nm)*	176 @ 3800rpm		320 @ 2000rpm	
Gear ratios (:1)	<b>5sp Man</b>	<b>6sp Auto</b>	<b>5sp Man</b>	<b>6sp Auto</b>
1st	3.818	4.584	3.947	4.584
2nd	2.158	2.964	2.036	2.964
3rd	1.481	1.912	1.348	1.912
4th	1.121	1.446	0.971	1.446
5th	0.886	1.000	0.721	1.000
6th	-	0.746	-	0.746
Final drive	3.720	3.230	3.261	2.290
Reverse	3.333	2.940	3.615	2.294
Recommended Fuel	91 RON ULP Note that using 95 RON (PULP) or higher may result in improved engine performance and economy		Diesel/EN590	
Fuel tank capacity (L)	60			
Steering	hydraulic power steering			
Electronic Stability Control (ESC)	Incorporating: Anti-lock Braking System (ABS), Brake Assist (BA), Electronic Brakeforce Distribution (EBD), Traction Control System (TCS)			
Brakes	4 wheel disc brakes. Front ventilated			
Anti-lock Braking System	4 channel, 4 sensor			
Suspension	front: McPherson strut		rear: Compound crank axle	
Service	The complimentary inspection is due at 3,000km or 3 months (whichever occurs first). The first service is due at 15,000km or 12 months (whichever occurs first) and then every 15,000km or 12 months (whichever occurs first) since the last service. Additional services may be required under certain driving conditions such as when towing (refer to owner's handbook)			
	# Maximum figures as per ECE regulations			
	<b>dimensions</b>			
Track (mm)	front: 1544		rear: 1558	
Turn circle (kerb to kerb, m)	10.9			
Wheelbase (mm)	2685			
Exterior dimensions (mm)	Length	Width (excluding mirrors)	Height	
	4597	1788	1477	
Interior dimensions (mm)	Leg	Shoulder	Head	
	front 1074	1391	999	
	rear 863	1370	963	
Cargo volume (L)	400			



## colours and trims

### exterior colours/seat trims



Olympic White

Nitrate Prestige Paint\*

Iced Blue Prestige Paint\*



Pewter Grey Prestige Paint\*

Carbon Flash Black Prestige Paint\*

Moroccan Blue Prestige Paint\*



Velvet Red



Jet Black cloth bolster

Dark Pewter cloth insert

Jet Black leather appointed bolster

Dark Pewter leather insert

Variations between colours shown and actual paint colours/interior trim colours may occur due to the printing process. Actual vehicle colours may appear different under certain light conditions. Trim patterns are not to scale. Indicative only.  
\* Prestige paints are available at an additional cost and certain colours may not be available from time to time. Customers are encouraged to contact their Holden Dealer for current colour availability.