

 | NEW THINKING.  
HYUNDAI | NEW POSSIBILITIES.

Santa Fe



## HYUNDAI. NEW THINKING. NEW POSSIBILITIES.

At Hyundai, we understand that life is about continual change. Our progress as a company isn't measured by our actions in the past but by how we respond to our environment and listen to our customers.

Our focus today is on producing cars that embody quality, variety, innovation and individuality... cars that are underpinned by 5-star quality in design, build, features, accessories and safety.

And as a testament to our worldwide commitment to quality, Hyundai is now one of the world's fastest growing automotive brands. Our aim is to challenge and question the way things are done to create bigger new ideas and better quality solutions to enrich our customers' life experiences. Only by re-imagining what tomorrow's world will bring, can we meet our customers' needs now and into the future. We invite you to join us on our journey.

## A NEW BENCHMARK IN SERVICE AND SUPPORT

Your Santa Fe ownership is supported by all the benefits of the Hyundai iCare program, which demonstrates our commitment to back every vehicle we build and to make Hyundai ownership an enjoyable, worry-free experience. iCare includes:

- The peace-of-mind of Australia's first five-year unlimited kilometre warranty<sup>¥</sup>
- Hyundai iCare Lifetime Capped Price Servicing<sup>#</sup>, which further reduces the cost of owning a Hyundai
- The confidence of Hyundai Roadside Assist for up to 10 years<sup>\*</sup>
- The convenience and exclusive benefits of myHyundai
- The support of our Customer Care Centre
- The assurance of a complimentary 1,500km vehicle inspection
- The satisfaction of having your vehicle serviced by qualified Hyundai factory-trained technicians using only Hyundai Genuine Parts
- The timeliness of updated mapping and content for factory installed satellite navigation through the 3-Year HERE MapCare Plan<sup>^</sup>

Terms, conditions & exclusions apply to Lifetime Capped Price Servicing, Warranty and iCare offers. Visit [www.hyundai.com.au/icareterms](http://www.hyundai.com.au/icareterms) for full details.





# *SANTA FE*

Santa Fe Highlander in Ocean View

# THE SANTA FE



Santa Fe Highlander in Red Merlot



From the ground up, the bold and modern Santa Fe is rugged yet elegant and incorporates the features and performance you'd expect from a premium SUV. Lighter, stronger, nimbler and more fuel efficient than ever, it represents the very latest in advancements for today's SUVs.

Inside and out, quality engineering and finishes back up every detail of the Santa Fe's stunning and sophisticated looks. With comfortable seating for seven, everyone can enjoy a luxurious experience with an abundance of technologies that deliver easy driving and total enjoyment.

As with every Hyundai, safety remains top priority. For the Santa Fe, tough high tensile steel and numerous advanced safety technologies are constantly at work to protect you and your family. Just as importantly the Santa Fe delivers power with economy, without sacrificing responsiveness or driving fun.

Awarded the Australia's Best Cars award for SUVs \$45,000-\$65,000 by the independent motoring associations of Australia, the Santa Fe has been designed and built for the way you and your family live.



# BUILT FOR EVERY FAMILY EXPERIENCE

 AUSTRALIA'S  
**BEST CARS**  
2013 SUV \$45,000-\$65,000

HYUNDAI Santa Fe Highlander



# STYLISH, STRONG, SPORTY

The Santa Fe sets a new benchmark for styling in an SUV.

Developed at Hyundai's design centre in Southern California, the ready-for-action stance, sweeping bonnet line and aerodynamic silhouette built on Hyundai's signature 'Fluidic Sculpture' design language create a sophisticated and contemporary family vehicle that combines great looks with high levels of comfort and versatility.

In addition, when you're heading off on an unforgettable adventure, you'll appreciate its dynamic character lines, low stance and athletic swept-back roof line that help cheat the wind and enhance its open road performance.





Santa Fe Highlander in Sleek Silver

# COMFORT WITH ROOM FOR ALL

The refined and modern style of the Santa Fe exterior continues with the elegant and comfortable, yet highly functional, interior that's been designed and equipped to maximise your enjoyment of every journey.

Throughout the interior, special care and attention has been given to the finishes and trims, with a focus on premium soft-touch materials that also incorporate the durability and toughness required.

A great deal of thought has also gone into making sure that driving is easy and stress free. Its many smart touches include air vents in every row, a 'wrap door' that keeps the cabin entry clean, the convenience of steering wheel-mounted controls for audio - and much more. The Elite and Highlander offer a 12-way power driver seat with lumbar support, a second row window blind, rain sensing wipers and headlights that turn on at dusk or in darkened areas. And passengers in the third row will enjoy their very own air vents, allowing them to enjoy the temperature-controlled comfort of the cabin. Take it for a drive and you'll soon discover even more clever inclusions.

Similarly, Hyundai's interior engineers have crafted a flexible interior that offers exceptional versatility. There are numerous convenient storage compartments in really handy places, and with 40:20:40 split second row rear seats, plus a generous cargo area with under-floor storage, you can quickly configure the Santa Fe to meet the carrying needs of every trip.



**Brown Two Tone with Black**  
Leather appointed seats.\*  
(Highlander only)



**Black One Tone**  
Leather appointed seats.\*  
(Elite & Highlander only)

\*Leather appointed seats means parts of the seats have a combination of genuine and artificial leather, but are not wholly leather.



Santa Fe Highlander with Beige Leather appointed seats\*




#### Heated & ventilated seats

Heated front and 2nd row seats add a sense of luxury and comfort to your journey on cold and wintery days. (Highlander only)



#### Panorama glass roof

The twin-panel roof lets you fill the cabin with air and light. At the touch of a button, the front panel opens and a wind deflector activates for passenger comfort. When the car is turned off, the panel closes automatically. (Highlander only)



#### Flexible second row seating

Second row seats offer the flexibility and convenience of sliding, reclining, one-touch folding from the rear, and being configured in numerous ways through their 40:20:40 split capabilities.

# THE ULTIMATE DRIVING ENVIRONMENT

The Santa Fe is loaded with all kinds of innovative and intuitive technologies that make it easier and safer to get to your destination faster. Whether it's Bluetooth®# and iPod® connectivity\*, features designed for convenience or those that provide a higher level of luxury, Santa Fe is equipped to meet your every demand and desire.

Bluetooth® is a registered trademark of Bluetooth SIG, Inc. #Please check your Bluetooth® device's capabilities to ensure compatibility. iPod® is a registered trademark of Apple Inc., registered in the US and other countries. \*iPod and connection lead not included. \*SUNA™ Traffic channel coverage is available in the following metropolitan areas only: Adelaide, Brisbane, Canberra, Gold Coast, Melbourne, Perth and Sydney. \*\*MapCare Plan only applies to new vehicles with factory-fitted satellite navigation. HERE and MapCare are registered trademarks of Nokia Corporation. Maximum number of 2 updates, delivered on an annual cycle within 3 years of the vehicle's initial purchase. Free map updates only apply if the vehicle is serviced at a participating authorised Hyundai dealer.



Santa Fe Highlander with Beige Leather appointed seats\*

\*Leather appointed seats means parts of the seats have a combination of genuine and artificial leather, but are not wholly leather.



## Satellite navigation & premium audio

(Elite and Highlander)  
The high-tech in-dash 7" LCD colour touchscreen satellite navigation system is loaded with HERE Australian and New Zealand street maps and incorporates live SUNA™ traffic updates<sup>†</sup>. You are also entitled to 3 years of HERE MapCare<sup>®</sup> updates when you service with a Hyundai dealer.

This is paired with a premium audio system that features 10 speakers, including a sub-woofer, and is powered by an external amplifier to provide a better audio experience for all passengers.



## Flex Steer™

Hyundai's innovative Flex Steer™ system allows you to choose from three driving modes - Normal, Comfort and Sport - to match the level of steering assistance and feedback to your driving preferences.



## Automatic dusk sensing headlamps and rain sensing wipers

Leaving the headlights on auto setting will have them automatically turn on as daylight begins to fade, or when you are entering darkened spaces such as tunnels or poorly lit underground car parks. In Elite and Highlander, the rain sensing wipers give you one less thing to worry about by automatically activating the wipers when moisture is detected on the windscreen.



## Dual-zone climate control

(Elite and Highlander)  
The fully-automatic climate control system offers a dual-zone mechanism that provides optimal comfort by allowing the driver and front passenger to select separate temperature settings.

# SPORTY ELEGANCE



Santa Fe Highlander in Creamy White.



# BUILT TOUGH FOR A SMOOTH RIDE

The Santa Fe looks stunning parked in your driveway or when travelling through the city, but as an All Wheel Drive SUV, what it's really waiting for is to take you on your next adventure. That's why we've built it extra tough and included many innovative features that will help you make the most of driving beyond the city limits.

The Santa Fe utilises the latest in manufacturing technologies (such as hot stamping and roll forming) as well as four times more high tensile steel in its body structure than the previous Santa Fe. These construction techniques improve both collision protection and overall durability.

Of course when you go off-road you'll notice all the other benefits of driving an SUV, such as tall ground clearance as well as 4WD lock and Downhill Brake Control, all of which let you go places you'd never dream of tackling in an ordinary family car.

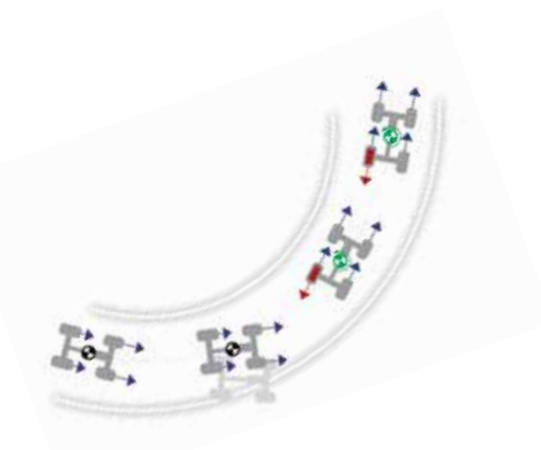


Santa Fe Highlander in Ocean View



### **The best ride and performance for all conditions**

The Santa Fe's suspension and steering has undergone extensive local tuning to achieve a delicate balance between compliance and control, regardless of road conditions.



### **Advanced Traction Cornering Control (ATCC)**

ATCC (Advanced Traction Cornering Control) is a torque vectoring all-wheel drive system that pro-actively distributes the ideal amount of torque to any given wheel based on steering, throttle and vehicle speed inputs. In doing so, cornering agility and performance is greatly increased, allowing the vehicle to handle like a passenger car.

# THE POWER TO GO PLACES

Santa Fe offers you the choice of two high performing engines, each teamed to precision transmissions that have been designed and developed by Hyundai. Each engine has been engineered to improve fuel efficiency and reduce emissions, while at the same time delivering exceptional levels of power and torque.



Santa Fe Highlander in Titanium Silver





## Advanced 6-speed transmissions

Developed in house by Hyundai, both the slick 6-speed manual (available on Active) and the 6-speed automatic (optional on Active, standard on Elite and Highlander) achieve greater fuel economy and provide increased driving pleasure.

The 6-speed automatic transmission delivers smooth and seamless shifts, while the inclusion of an electronic manual mode enables a more involved driving experience.



## Theta-II 2.4 GDi Petrol

The Theta II GDi 2.4 litre four-cylinder engine (available only on Active) utilises the latest gasoline direct injection (GDi) technology to deliver a peak power output of 141kW and 242Nm of torque.

Dual Continuous Variable Valve timing and a Variable Induction System (VIS) enable better engine breathing and economy.



## R2.2 CRDi Diesel


Available across all variants, the outstanding R2.2 CRDi Diesel engine delivers great power of 145kW and exceptional torque.

This engine is equipped with a Variable Geometry Turbo (VGT), which compresses the engine's intake air to improve output and torque, and third-generation common-rail piezo injectors to deliver the fuel. It is also fitted with a highly efficient gas recirculation system that significantly reduces CO<sub>2</sub> emissions.

	Theta-II 2.4 GDi Petrol		R2.2 CRDi Diesel	
	6 Speed Manual	6 Speed Auto	6 Speed Manual	6 Speed Auto
Max Power (kW)	141 kW @ 6300 rpm		145 kW @ 3800 rpm	
Max Torque (Nm)	242 Nm @ 4250 rpm		421 (Man)-436 (Auto) Nm @ 1800-2500 rpm	
Fuel Consumption (L/100km)*	9.0	9.0	6.6	7.3
CO <sub>2</sub> (g/km)	209	209	174	192
<b>Active</b>	●	●	●	●
<b>Elite</b>	-	-	-	●
<b>Highlander</b>	-	-	-	●

\*Source: Australian Design Rule 81/02 static laboratory combined average city and highway cycle test for manual. Fuel consumption will vary depending on a combination of driving habits and the condition of the vehicle. ● = Available - = Unavailable

# DYNAMIC PERFORMANCE



Santa Fe Highlander in Red Merlot



# SAFETY REMAINS OUR HIGHEST PRIORITY

When you're driving with the ones you love, you'll enjoy every moment even more in the knowledge that the Santa Fe has achieved the maximum 5-star ANCAP safety rating.

From design and engineering through to its reinforced bodywork, the selection of high quality materials and use of advanced technologies, the Santa Fe showcases Hyundai's total commitment to building the safest SUVs on the road today.

## Rigid body construction

The chassis features a rigid construction that has been reinforced with high-tensile strength Australian materials.





## 7 airbag system

In the event of a collision, a comprehensive system of up to 7 airbags is immediately activated. This includes driver and front passenger airbags, driver and front passenger side (thorax) and side curtain airbags (front and second row) as well as a driver's knee airbag.



## Smart Parking Assist (SPAs) and Rear View Camera

Smart Parking Assist uses side-mounted ultrasonic sensors to provide the driver with a semi-automated reverse parallel parking function, offering guidance to manoeuvre the vehicle into tight or difficult parking spots. Once a parking position has been selected the system prompts the driver to engage reverse gear and commences operation. The Santa Fe's rear view camera will display an image of the area behind the vehicle on the in-dash monitor and while the driver operates the accelerator and brake functions, the Santa Fe applies steering inputs and will completely control the steering wheel. Should the space be 'too tight' for a single motion movement, the system will prompt the driver to engage forward and reverse gears appropriately to complete the process.



## Electronic Stability Control (ESC) with Traction Control System (TCS)

ESC helps prevent dangerous skidding situations by employing a complex system of sensors to trigger variable braking control over the wheels, based on the vehicle's speed, body yaw and engine output to each wheel. Specifically calculated by measuring the car's trajectory versus the steering position when cornering, ESC helps steer the vehicle in the direction the driver intends to go. Working in tandem with ESC, the TCS prevents the wheels from skidding when starting, accelerating or driving up a steep incline. VSM intuitively applies steering assistance in appropriate circumstances in order to help guide the driver to the best steering angle.



## Anti-lock Braking System (ABS) with Electronic Brake Distribution (EBD) and Brake Assist System (BAS)

In emergency braking situations, ABS ensures that the driver remains in control of the vehicle by preventing individual wheels from locking up. EBD distributes the appropriate braking force to each individual wheel to ensure that maximum braking efficiency is achieved. BAS automatically senses an emergency application of the brakes and applies the maximum braking force to ensure that the vehicle comes to a stop in the shortest possible distance.



## Hill-start Assist Control (HAC) and Downhill Brake Control (DBC)

Hill-start Assist Control minimises backward roll on steep hills, allowing you a comfortable transition from the brake to the accelerator. On steep descents, the Downhill Brake Control helps control the brakes so you can keep your feet off the pedals and concentrate on steering.



## Lane Departure Warning (LDW)

Activated above 60km/hr, LDW uses a camera to scan the road ahead and will alert the driver if it senses the vehicle is unintentionally veering from its current lane.

# STYLE & SOPHISTICATION



Santa Fe Highlander in Sleek Silver



# FEATURES THAT MEET THE HIGHEST EXPECTATIONS

Each variant of the Santa Fe is packed with an exceptional level of features that add extra comfort, convenience and enjoyment to every family journey. On the outside, features such as the panorama glass roof, sports front bar and rear spoiler, dial-up the style and create an anticipation of excitement and adventure. Similarly, interior inclusions such as quality soft-touch finishing materials, multiple storage compartments and high-tech appointments, meet and exceed what you'd expect to find in a premium SUV.



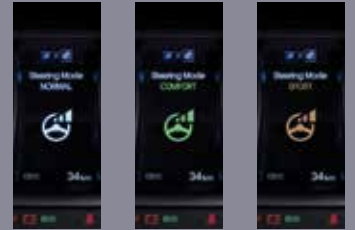
Santa Fe **Active**  
in Creamy White



Santa Fe **Elite**  
in Sleek Silver



Santa Fe **Highlander**  
in Titanium Silver



## Flex Steer™

Hyundai's innovative Flex Steer™ allows each driver to select their preferred steering weight setting - Comfort, Normal or Sport.



## Daytime Running Lights (DRL)

The distinctive Daytime Running Lights serve as a highly visible safety feature.



## Premium audio

With 10 speakers including a sub woofer, and an external amplifier, you and all of your passengers will have a premium audio experience. (E,H)



## Front & rear parking sensors

Ideal for parking in tight spots, the front and rear sensors give audible and visual warnings to help you avoid objects outside your field of vision. (H)

(E,H) = Elite & Highlander only  
(H) = Highlander only





### Rear view camera with sensors

You'll have better vision of vehicles, obstacles or even people behind you as you reverse thanks to the handy rear view camera.



### Bluetooth® & iPod® connectivity

All the connectivity you should demand. Stream audio and phone calls as well as have full access to your music library.



### Steering wheel controls

With controls for audio, Bluetooth®, cruise control and more, you'll have everything safely at your disposal without letting go of the wheel.



### Dusk sensing headlamps

Intuitive headlights that come on automatically when it's dark, when you unlock the vehicle or when you need an escort to your front door.



### Wrap door

A genius feature that helps keep mud and grime outside of the car, rather than getting you or your interior dirty.



### Full size spare alloy

A full size matching spare alloy wheel ensures you have a sturdy replacement if an unfortunate puncture occurs.



### Touch screen satellite navigation

The 7" Sat Nav has 3 yrs MapCare™ and live SUNA™ traffic updates to reroute you if an alternative option is more efficient. (E,H)



### Dual-Zone climate control

The fully automatic unit allows driver and passenger to select separate heat settings depending on their preferences. (E,H)




### Proximity Key technology

After being greeted by the electric mirrors and welcome lights, you can also unlock and start your Santa Fe with the key still in your pocket or bag. (E,H)



### Electronic park brake

Easy to initiate and release the electronic park brake also saves cabin space and has a helpful auto hold function. (E,H)



### Rain sensing wipers

The automatic wipers come on when they sense moisture and condensation and can adjust their speed accordingly. (E,H)



### Power tailgate

Offering hands-free convenience, the power tailgate automatically opens when the proximity smart key is placed within 50-100cm of the car boot, for 3 seconds or more. (E,H)



### Rear door sunshade

Hidden away in the second row doors is this useful retractable window blind that provides extra protection from the sun's rays. (H)



### HID Xenon headlamps

High Intensity Discharge (HID) Xenon headlamps cast a significantly brighter and longer light beam without causing glare that can distract oncoming drivers (H)



### Heated & ventilated seats

Heated front and 2nd row seats add a sense of luxury and comfort to your journey on cold and wintry days. (H)



### Panorama glass roof

At the touch of a button, the glass roof's front panel opens and a wind deflector activates for passenger comfort. When the car is turned off, the panel closes automatically. (H)

Bluetooth® is a registered trademark of Bluetooth SIG, Inc. \*Please check your Bluetooth® device's capabilities to ensure compatibility. iPod® is a registered trademark of Apple Inc., registered in the US and other countries. \*iPod® and connection lead not included. \*MapCare™ Plan only applies to new vehicles with factory-fitted satellite navigation. HERE and MapCare are registered trademarks of Nokia Corporation. Maximum number of 2 updates, delivered on an annual cycle within 3 years of the vehicle's initial purchase. Free map updates only apply if the vehicle is serviced at a participating authorised Hyundai dealer. †SUNA™ Traffic channel coverage is available in the following metropolitan areas only: Adelaide, Brisbane, Canberra, Gold Coast, Melbourne, Perth and Sydney.

## COLOURS



**Phantom Black** (Metallic) ΠΚΑ



**Titanium Silver** (Metallic) – Τ65



**Sleek Silver** (Metallic) – Π35



**Creamy White** (Solid) – ΠCW



**Red Merlot** (Pearl) – VR6



**Ocean View** (Metallic) – W8U



**Glacier** (Metallic) – V8U

### Highlander Only



**Arabian Mocha** (Pearl) – Π8Π



**Beach Sand** (Metallic) – S8Π

Colours are indicative only and may vary due to the printing process.

## INTERIOR

### Active

Cloth Interior Trim

**Black** (One Tone) – RYΠ

### Elite

Leather appointed seats\*

**Black** (One Tone) – RYΠ

### Highlander

Leather appointed seats\*

**Black** (One Tone) – RYΠ

Not available with Beach Sand or Arabian Mocha

**Beige** (Two Tone w/ Chocolate) – VYΠ

Available in Arabian Mocha and Phantom Black only

**Brown** (Two Tone w/ Black) – RYΠ

Available in Beach Sand and Titanium Silver only

\*Leather appointed seats means parts of the seats have a combination of genuine and artificial leather, but are not wholly leather.

# HYUNDAI GENUINE ACCESSORIES

Hyundai Genuine Accessories can enhance your driving pleasure and ownership pride by adding extra ease and enjoyment to your lifestyle pursuits. Importantly, Hyundai Genuine Accessories are an astute way to help keep your new Santa Fe in original showroom condition.

All Hyundai Genuine Accessories are backed by a 5 year warranty if purchased at the time of a new Hyundai vehicle and fitted by an authorised Hyundai dealer.<sup>†</sup>


Santa Fe			
Hyundai Genuine Accessories	Active	Elite	Highlander
<b>Technology</b>			
Auxiliary Cable	•	•	•
iPad® <sup>1</sup> Holder	•	•	•
DVD Entertainment	•	•	-
Replacement Headphone	•	•	-
Replacement Remote Control	•	•	-
<b>Interior</b>			
Cargo Barrier	•	•	•
Tailored Carpet Floor Mats Black (set of 4)	•	•	•
Tailored Carpet Floor Mats Black (3rd Row)	•	•	•
Tailored Carpet Floor Mats Brown (set of 4)	-	-	•
Tailored Carpet Floor Mat Brown (3rd Row)	-	-	•
Tailored Rubber Floor Mats (set of 4)	•	•	•
Dash Mat	•	•	•
Cargo Liner	•	•	•
Fabric Rear Bumper Protector	•	•	•
Portable Cooler <sup>2</sup> - 12V, 15L	•	•	•
Water Resistant Seat Covers (sold singularly)	•	•	•
Rear Bumper Protector (stainless steel)	•	•	•
Scuff Plates (set of 4)	•	-	-
<b>Exterior</b>			
Headlight Protectors (set of 2)	•	•	-
Bonnet Protector (clear)	•	•	•
Bonnet Protector (smoked)	•	•	•
Tinted Stylevisors (set of 4)	•	•	•
Integrated Side Steps	•	•	•
Slimline Side Steps	•	•	•
Alloy Nudge Bar (with Bash Plate)	•	•	-
Side Door Mouldings (black)	•	•	•
Driving Light Harness Kit <sup>3</sup>	•	•	•
Towbar, Towball & Trailer Wiring Harness <sup>4</sup>	•	•	•
Load Assist Kit	•	•	•
<b>Styling</b>			
Interior Lighting	•	•	•
<b>Roof Racks &amp; Lifestyle</b>			
Whisper Quiet™ Roof Racks <sup>5</sup>	•	•	•
Roof Mounted Bike Carrier	•	•	•
Thule Bike Rack (Wheel on)	•	•	•
Roof Mounted Kayak Holder	•	•	•
Ski & Snowboard Carrier	•	•	•
Surfboard Carrier	•	•	•
<b>Safety</b>			
First Aid Kit (4 Pocket)	•	•	•
Front Park Assist (4 head) <sup>6</sup>	•	•	-



**Thule Bike Rack**  
• Aluminium frame • Lightweight and lockable



**Cargo Liner**  
• Protects your boot • High quality material



**Slimline Side Steps**  
• Adds safety and accessibility  
• Smooth lines and integrated design



**Tailored Carpet Floor Mats (set of 4)**  
• Contoured and Colourfast  
• Driver's side locating clip



**DVD Entertainment**  
• 8" High resolution LCD screen  
• Play movies, audio and MP3 media



**Tinted Stylevisors (set of 4)**  
• Reduces fogging without you getting wet  
• Slimline and UV-resistant



**Towbar, Towball & Trailer Wiring Harness<sup>4</sup>**  
• Engineered to suit Australian conditions  
• Trouble-free towing



**Alloy Nudge Bar**  
• Premium grade  
• Polished aluminium

1. iPad® is a registered trade mark of Apple Inc. The iPad® holder has been designed to hold an iPad® 1,2 or 3 securely. To ensure occupants are protected in the event of a collision, the screen protector must be fitted to the iPad® when in use. iPad® not included. 2. Only suitable for use with a retractable seatbelt. 3. Lights not included. 4. Maximum ball download 100kg (150kg with Hyundai Genuine Load Assist Kit, at additional cost. See your nearest Hyundai dealer for prices). Towing capacity Diesel and Petrol Auto = 2000kg, Towing capacity Diesel and Petrol Manual = 2500kg braked; 750kg unbraked all models. 5. Load Capacity = 75kg evenly distributed across 2 bars. 6. Park Assist is designed as driver assist aid only and should not be used as a substitute for skilled driving and safe parking practices. While the Park Assist Sensors monitor objects on approach, there may be occasions where blind spots affect the sensitivity of the sensors and as a result, the area into which the vehicle is heading must be visually monitored by the driver at all times while parking.

## iCare Terms (from inside cover)

**# Lifetime Capped Price Servicing:** Program covers all Hyundai passenger, SUV and light commercial vehicles from 1985 model year onwards. Eligible vehicles are entitled to standard scheduled maintenance services at participating authorised Hyundai dealers for a price not exceeding the published capped price for the relevant service. Entitlement applies for the lifetime of the vehicle. Capped prices applicable for standard scheduled maintenance services on each eligible vehicle are as published on [www.hyundai.com.au](http://www.hyundai.com.au), apply for a stated effective period only, and may change without notice. Standard scheduled maintenance services are of limited scope. Hyundai Motor Company Australia may withdraw the program, add or remove eligible vehicles or vary the program from time to time without notice. **\* Roadside Assist:** Offer applies to all new Hyundai passenger and SUV vehicles sold from 1 September 2014. Complimentary 12 months Roadside Assist when you purchase a new Hyundai vehicle (excluding rental buyers). Roadside Assist extensions are valid for 12 months from the date of scheduled maintenance service at a participating authorised Hyundai dealer. Does not apply to vehicles when they reach 120 months (10 years) from original new car sale date. For vehicles older than 108 months (9 years) from the original new car sale date, the offer is limited to complimentary Roadside Assist from the date the vehicle is serviced until the date the vehicle reaches 120 months (10 years) from the original new car sale date. **¥ 5 year/unlimited km warranty:** 5 year unlimited km warranty only applies to new passenger and SUV vehicles used for private/domestic purposes. Vehicles used at any time for "commercial application", as defined in the vehicle warranty policy, are excluded. Refer to full warranty terms & conditions for details and exclusions. **† MapCare:** Plan only applies to new vehicles with factory-fitted satellite navigation. HERE and MapCare are registered trademarks of Nokia Corporation. Maximum number of 2 updates, delivered on an annual cycle and must be undertaken within 3 years of the vehicle's initial purchase. Free map updates only apply if the vehicle completes a scheduled service at a participating Hyundai dealer. **Terms, conditions & exclusions apply to Lifetime Capped Price Servicing, Warranty and iCare offers. Visit [www.hyundai.com.au/icareterms](http://www.hyundai.com.au/icareterms) for full details.**

<sup>†</sup> All Hyundai Genuine Accessories are subject to warranty conditions. See your nearest Hyundai Dealer or visit our website at [www.hyundai.com.au](http://www.hyundai.com.au) for full warranty terms and usage recommendations. Accessories pictured are all sold separately at an additional cost.



Genuine Accessories



The Santa Fe Elite model featured above in Phantom Black is accessorised with Hyundai Genuine Whipbar Quiet Roof Racks<sup>5</sup>, Surfboard Carrier, Front Park Assist<sup>6</sup>, Bonnet Protector, Headlight Protectors (set of 2), Tinted Stylevisors (set of 4), Side Steps, Alloy Nudge Bar, Towbar, Towball and Trailer Wiring Harness<sup>4</sup>. All sold separately at additional cost. Surfboard not included.

## WHEELS



17" Alloy Wheels  
(Active)

19" Alloy Wheels  
(Highlander)

18" Alloy Wheels  
(Elite)




Engine	2.4 GDI (Petrol)		R 2.2 CRDi (Diesel)	
Configuration	Transverse front mounted driving front & rear wheels			
Cylinder capacity	2.4 litres (2,399 cc)      2.2 litres (2,199 cc)			
Number of cylinders	4 in-line			
Valve system	Twin overhead cam shafts, 4 valves per cylinder			
Maximum power	141 kW @ 6300 RPM	145.6 kW @ 3800 RPM		
Maximum torque	242 Nm @ 4250 RPM	421 Nm (N/A/T) / 435 Nm (A/T) @ 1800-2500RPM		
Fuel system	Gasoline Direct Injection (GDI)      Common Rail Diesel Injection (CRDI)			
Bore x stroke	88.0 mm x 97.0 mm	85.4 mm x 95.0 mm		
Compression ratio	11.3:1	16:1		
Transmission	2.4 GDI (Petrol)      R 2.2 CRDi (Diesel)			
AWD (All-Wheel Drive) system	Active On-Demand AWD			
Manual	6 Speed Automatic Transmission with electronic sequential manual mode			
Automatic	6 Speed Manual Transmission			
Gear ratio	Manual	Automatic	Manual	Automatic
1st	3.769	4.639	3.538	4.631
2nd	1.931	2.826	1.909	2.831
3rd	1.635	1.841	1.179	1.942
4th	1.276	1.395	0.814	1.365
5th	1.027	1.000	0.737	1.000
6th	0.897	0.772	0.628	0.772
Reverse	3.588	3.395	3.910	3.393
Final drive ratio	5.071 (1st, 2nd, Reverse) / 3.737 (3rd, 4th, 5th, 6th)	4.750 (1st, 2nd, Reverse) / 4.071 (3rd, 4th, 5th, 6th)		3.195
Steering	2.4 GDI (Petrol)			R 2.2 CRDi (Diesel)
Type	Major Dixon Power Steering (MIPS)			
Column	Manual Tilt & Telescopic			
Minimum turning circle diameter between kerbs / kerbs	10.9 metres			
Number of steering wheel turns lock to lock	2.95			
Suspension	2.4 GDI (Petrol)		R 2.2 CRDi (Diesel)	
Front	MacPherson Strut system			
Rear	Multi-link system			
Brakes	2.4 GDI (Petrol)		R 2.2 CRDi (Diesel)	
General	Dual diagonal, Split Circuit, Power-Assisted Braking System with Electronic Brakeforce Distribution (EBD)			
Front	Ventilated Disc Brakes			
Rear	Solid Disc Brakes			
ABS	4-Wheel Electronic, 4 Sensor 4 Channel with Electronic Brakeforce Distribution (EBD) Brake for que Distribution System			
Dimensions				
Exterior				
Length	4690 mm			
Width	1880 mm			
Height with roof rails	1930 mm			
Wheelbase	2700 mm			
Wheel tread – front / rear	1633 (GDI) 1628 (ET & HLD) / 1544 (GDI) 1630 (ET & HLD)			
Minimum ground clearance (based on kerb weight)	185 mm			
Approach / departure / ramp break over angle	16.9 / 21.5 / 17.1 degrees			
Interior				
Head room front / centre / rear (w/ Sunroof)	1006 / 992 / 875 mm (971 / 951 / 875 mm)			
Leg room front / centre / rear	1048 / 1000 / 765 mm			
Shoulder room front / centre / rear	1038 / 1026 / 1349 mm			
Hip room front / centre / rear	1439 / 1406 / 1120 mm			
Cargo volume (GDI/V6in/Maximum Weight)	516 litres / 615 litres			
Weight (Kerb) (GVW)	2.4 GDI (Petrol)		R 2.2 CRDi (Diesel)	
Manual	1697 – 1834 / 2510		1790 – 1927 / 2800	
AWD	1727 – 1864 / 2510		1831 – 1968 / 2600	
Towing Capacity	2500 / 750 kg (Manual) / 2000 / 750 kg (Auto)			
Braked / Unbraked	100 kg / 100 kg			
Rear call bars load limit	100 kg			
Maximum towball weight	100 kg			
Fuel Consumption*	2.4 GDI (Petrol)		R 2.2 CRDi (Diesel)	
Combined (l/100km)	Manual	Automatic	Manual	Automatic
Urban (l/100km)	9.0	9.0	6.6	7.3
Extra (l/100km)	12.2	12.2	8.7	9.6
CO <sub>2</sub> (Combined g/km)	209	209	5.4	5.9
Fuel tank capacity	64 litres			
* Source Australian Design Rule 81/02. Fuel consumption will vary depending on a combination of driving habits and the condition of the vehicle.				

Wheels & Tyres	AC	ET	HLD
17" x 70J alloy wheels & 235/65 R17 tyres	-	-	-
18" x 75J alloy wheels & 235/60 R18 tyres	-	-	-
19" x 75J alloy wheels & 255/55 R19 tyres	-	-	-
Full-size spare alloy wheel	●	●	●
Active Safety	AC	ET	HLD
Systems	●	●	●
Anti-lock Braking System (ABS) with Electronic Brakeforce Distribution (EBD) & Brake Assist System (BAS)	●	●	●
Vehicle Stability Management (VSM) with Electronic Stability Control (ESC) & Traction Control System (TCS)	●	●	●
Hill-start Assist Control (HAC) & Downhill Brake Control (DBC)	●	●	●
Features	-	-	-
High Intensity Discharge (HID) headlights with washer system & auto-leveling	●	●	●
Daytime running lamps (DRL)	●	●	●
Cornering Lights (safety)	●	●	●
Projector beam headlights	●	●	●
Automatic dusk sensitive headlights with escort function	●	●	●
LED rear combination lamp	●	●	●
Smart Parking Assist System	-	-	-
Lane Departure Warning	●	●	●
Day / night rear view mirror	-	-	-
Electrochromic (auto-dimming) rear view mirror with compass	●	●	●
Rear view camera (integrated into dashboard centre display)	●	●	●
Rear park assist	●	●	●
Front park assist	-	-	-
Auto hold function incorporated into Electronic Park Brake	●	●	●
Front fog lamps	●	●	●
Rear fog lamps	●	●	●
Warning lights (driver & front passenger seatbelt, door ajar, check engine)	●	●	●
Passive Safety	AC	ET	HLD
Alloys	●	●	●
Driver and front passenger air bags	●	●	●
Dual side front (thorax & pelvis) air bags	●	●	●
Side curtain air bags (front & second row)	●	●	●
Driver's knee air bag	●	●	●
Seat belts	●	●	●
Passengers' seat belts & height adjustable upper mounts (4 steps) on front seat belts	●	●	●
3 point detachable seat belts for all occupants	●	●	●
Seat belt reminder (driver & front passenger)	●	●	●
Seat belt holder (2nd & 3rd row)	●	●	●
Seating	●	●	●
One touch flat folding 2nd row seats	●	●	●
3 child restraint anchors in second row rear seats	●	●	●
ISOFIX (outboard seats - 2nd row)	●	●	●
Security	●	●	●
Central locking	●	●	●
Engine immobiliser	●	●	●
Hijack Alarm Locking Operation (HALO) including speed sensing auto door locking, auto door unlock when ignition key removed and alarm door unlock function	●	●	●
Keypass entry with burble alarm	●	●	●
Master central locking switch on driver door trim	●	●	●
Master central locking switch on driver door trim	●	●	●
Multimedia system with proximity smart key	●	●	●
4.3 Touchscreen audio system	●	●	●
7" Satellite navigation audio system with 3 years' HERE MapCare*	●	●	●
Auto system with 6 speakers including front speakers	●	●	●
Premium audio system featuring 6 speakers, 2 tweeters, centre speaker and sub-woofer all powered by an external amplifier	●	●	●
MP3 CD player with AUX/USB tuner	●	●	●
AUX / USB audio input with digital fibre compatibility	●	●	●
Bluetooth* connectivity (handsfree phone operation & audio streaming)*	●	●	●
Steering wheel mounted audio & phone controls	●	●	●
Rear door mounted aerial	●	●	●
Occupant Comfort	AC	ET	HLD
Leather appointed seats*	●	●	●
Height adjustable driver's seat	●	●	●
Height adjustable head restraints (lower 2 tilt function on front seats)	●	●	●
Electrically adjusted under support (2 way on A/C, 4 way on ET & HLD)	●	●	●

Occupant Comfort	AC	ET	HLD
Electrically adjusted driver's seat (8 way)	●	●	●
Electrically adjusted front passenger seat	●	●	●
Integrated Memory System (MS) on driver's seat	-	-	-
Air-ventilated front seats (3 step)	●	●	●
Heated front seats (3 step)	●	●	●
Heated rear seats (2 step)	●	●	●
Panoramic glass roof	●	●	●
Rain sensing wipers	●	●	●
Solar glass with tinted rear privacy glass	●	●	●
Electric folding convex side mirrors	●	●	●
Electric heated side mirrors	●	●	●
Auto dimming side mirrors	●	●	●
One touch triple turn signal	●	●	●
Cruse control with steering wheel mounted controls	●	●	●
Trip computer with instant & average fuel consumption, distance to empty, trip distance, average speed & elapsed time readout	●	●	●
Active ECO mode for efficient driving (Auto On/Off)	●	●	●
Driver one-touch auto up/down incorporating anti-funching safety feature	●	●	●
Front & rear power windows	●	●	●
Rear door curtain (Manual type)	●	●	●
Gear shift indicator	●	●	●
Electric petrol flap release switch on driver door trim	●	●	●
4 x 12V power outlets: 2 front, 1 rear of centre floor console & 1 rear cargo area	●	●	●
Scuff plates	●	●	●
Stamp "Santa Fe" stainless steel scuff plates	●	●	●
Exterior Styling	AC	ET	HLD
Body colour coated front radiator grille with chrome coating	●	●	●
Chrome front radiator grille	●	●	●
Chrome exterior door handles	●	●	●
Puddle lamps in side mirrors with courtesy lamps in front door handles	●	●	●
Body coloured side mirror with LED side repeater	●	●	●
Rear spoiler with integrated LED light mount, fog lamp	●	●	●
Trim chrome exhaust outlets	●	●	●
Front and rear mud flaps	●	●	●
Rear rails	●	●	●
Grossly black garnish on B & C pillar	●	●	●
Interior Styling	AC	ET	HLD
Premium wrapped steering wheel rim & transmission gear knob	●	●	●
Premium seat arm rest with marble chrome door emblems	●	●	●
Aluminium effect finish on door handles, air vent & transmission gear knob	●	●	●
Marble pearl finish on centre fascia, transmission surround & bezels in steering wheel	●	●	●
Wood grain effect finish on dashboard	●	●	●
Carbon fibre effect finish on dash surround	●	●	●
Interior Lighting	AC	ET	HLD
Supervision cluster with colour TFT LCD centre display	●	●	●
Colour key lamps on front doors	●	●	●
Fader-out interior lights	●	●	●
Individual passenger map lamps for front passengers	●	●	●
Room lamp in 2nd row (A/C, ET & 3rd row)	●	●	●
2 map lamps for 2nd row passengers	●	●	●
lluminated, lockable, glove box with opening damper	●	●	●
Illuminated ignition keyhole (ACT Start button (ET & HLD))	●	●	●
Illuminated vanity mirrors with dip covers & lock holder on sunvisors	●	●	●
Centre console ambient lighting & mood lamp	●	●	●
Interior Ventilation	AC	ET	HLD
Manual air conditioning	●	●	●
Full auto dual zone climate control with climate pointer	●	●	●
Air conditioning with outlets for second row (third row separate A/C on)	●	●	●
Heat ducting to rear seat floor (top to third row)	●	●	●
Heat treated glass	●	●	●
Storage Solutions	AC	ET	HLD
Smart Trillgate (rear power Trillgate with hands-free operation)	●	●	●
Glove box compartment with cooling	●	●	●
40 / 20" / 40 split, forward folding 2nd row seats	●	●	●
50 / 30 third row seats, forward folding (flat cargo floor)	●	●	●
Front seat back pockets	●	●	●
Map pockets with double bulges in all floor trims	●	●	●
Division storage compartment with push open lid	●	●	●
Retractable sunglasses compartment in roof mounted console	●	●	●
Padded compartment front centre arm rest with removable tray	●	●	●
Front (floor mounted console) & rear (fold down arm rest) cup holders	●	●	●
Bottle (IRS) holder and storage recess (LHS) for 3rd row seat	●	●	●
Under floor storage recess in rear cargo area	●	●	●
Retractable cargo bed	●	●	●
Cargo net with flat or hammock mounting points	●	●	●

\*MapCare Plus only applies to new vehicles with factory-fitted satellite navigation. HERE and MapCare are registered trademarks of Nokia Corporation. Maximum number of 2 updates, delivered on an annual cycle within 3 years of the vehicle's initial purchase. Free map updates not apply if the vehicle is serviced at a participating authorised Hyundai dealer. Bluetooth\* is a registered trademark of Bluetooth SIG, Inc. \*Please check your Bluetooth® device's capabilities to ensure compatibility. \*Leather appointed seats means parts of the seats have a combination of genuine and artificial leather. Fog\* and Park\* are registered trademarks of Apple Inc., registered in the US and other countries.



Hyundai Motor Company Australia Pty Ltd 394 Lane Cove Road, Macquarie Park, NSW Australia 2113

Hyundai Motor Company (HMC) and the Hyundai Motor Company Australia (HMCA) each reserve the right to alter vehicle specifications and equipment levels without notice. Some equipment featured on the cars in this brochure may not be available in Australia or may be optional. To the extent permitted by the law, neither HMC nor HMCA shall be liable to any person as a result of reliance on the content of this brochure. Please consult your Hyundai dealer for the latest specifications, equipment levels, options, prices, colours and vehicle availability. Metallic and mica paint are optional extras. Note: Information in this brochure is current as at 01/09/2014. HMCA7591 Part No. DM0914B



Like us at  
[facebook.com/HyundaiAustralia](https://facebook.com/HyundaiAustralia)

Follow us at  
[twitter.com/hyundaius](https://twitter.com/hyundaius)