

| Engine | 2.4 Petrol | | 2.5 CRDi | |
|-------------------------------------------------|-----------------------------------------------------------------------------------------------------------------|----------------|------------------------------------------------------------------|----------------|
| Configuration | Longitudinal front-mounted driving rear wheels | | Longitudinal front-mounted driving rear wheels | |
| Cylinder capacity | 2.4 litres (2359cc) | | 2.5 litres (2497cc) | |
| Number of cylinders | 4-in-line | | 4-in-line | |
| Valve system | DOHC (4 Valve / Cyl) | | DOHC (4 Valve / Cyl) | |
| Maximum power | 129 kW @ 6000 RPM | | 100 kW @ 3800 RPM (manual) 125 kW @ 3600 RPM (auto) | |
| Maximum torque | 228 Nm @ 4200 RPM | | 343 Nm @ 1500-2500 RPM (manual) 441 Nm @ 2000-2250 RPM (auto) | |
| Fuel System | Sequential multi-point fuel injection | | Common Rail Direct injection (CRDi) | |
| Bore x stroke | 88.0 mm x 97.0 mm | | 91.0 mm x 96.0 mm | |
| Compression ratio | 10.5 | | 16.4 | |
| Transmission | 2.4 Petrol | | 2.5 CRDi | |
| Manual | 5 speed manual transmission | | 6 speed manual transmission | |
| Automatic | | | 5 speed automatic selectronic transmission | |
| Gear ratio | Manual | Manual | Auto | |
| 1st | 4.271 | 4.489 | 3.730 | |
| 2nd | 2.283 | 2.337 | 2.308 | |
| 3rd | 1.414 | 1.350 | 1.519 | |
| 4th | 1.000 | 1.000 | 1.000 | |
| 5th | 0.814 | 0.784 | 0.840 | |
| 6th | - | 0.679 | - | |
| Reverse | 3.814 | 4.253 | 2.740 | |
| Final | 4.222 | 3.692 | 2.929 | |
| Steering | 2.4 Petrol | | 2.5 CRDi | |
| Type | Hydraulic Power Assisted, rack and pinion | | | |
| Column | Energy absorbing dual collapsible steering column with tilt adjustment | | | |
| Minimum turning circle diameter between kerbs | 11.22 metres | | | |
| Number of steering wheel turns lock to lock | 3.57 | | | |
| Brakes | 2.4 Petrol | | 2.5 CRDi | |
| General | Hydraulic, power assisted braking system | | | |
| Front | 300 mm ventilated disc, 2 spot calliper brake with pad wear warning device | | | |
| Rear | 324 mm ventilated disc, 1 spot-calliper brake with pad wear warning device and drum in-hat parking brake system | | | |
| ABS | Standard 4-channel, 4 sensor Anti-skid Braking System (ABS) and Electronic Brakeforce Distribution (EBD) | | | |
| Dimensions | 2.4 Petrol | | 2.5 CRDi | |
| Exterior | | | | |
| Length | 5125 mm | | | |
| Width | 1920 mm | | | |
| Height | 1935 mm | | | |
| Wheelbase | 3200 mm | | | |
| Wheel track - front / rear | 1685 / 1660 mm | | | |
| Minimum ground clearance (based on kerb weight) | 190 mm | | | |
| Interior | Van | Crew Van | Van | Crew Van |
| Cargo Length | 2375 mm | 1585 mm | 2375 mm | 1585 mm |
| Cargo Width | 1620 mm | 1620 mm | 1620 mm | 1620 mm |
| Cargo Height | 1350 mm | 1350 mm | 1350 mm | 1350 mm |
| Distance between wheel arches | 1260 mm | 1260 mm | 1260 mm | 1260 mm |
| Cargo Capacity (VDA) | 4308 L | 2500 L | 4426 L | 2511 L |
| Weight | 2.4 Petrol | | 2.5 CRDi | |
| Kerb/GVM | Van | Crew Van | Van | Crew Van |
| Manual | 1943 / 2950 kg | 2015 / 3030 kg | 2047 / 3160 kg | 2107 / 3160 kg |
| Automatic | - | - | 2062 / 3230 kg | 2122 / 3230 kg |
| GCM | Van | Crew Van | Van | Crew Van |
| Manual | 4450 kg | 4530 kg | 5160 kg | 5160 kg |
| Automatic | - | - | 4730 kg | 4731 kg |
| Payload | Van | Crew Van | Van | Crew Van |
| Manual | 1007 kg | 1015 kg | 1113 kg | 1123 kg |
| Automatic | - | - | 1098 kg | 1108 kg |
| Towing Capacity | 2.4 Petrol | | 2.5 CRDi | |
| Braked / unbraked | 1500 / 750 kg | | 2000 / 750 kg (Manual) 1500 / 750 kg (Auto) | |
| Maximum towball weight | 150 kg | | 150 kg | |
| Maximum roof load 2 / 3 rack system | 100 / 125 kg | | 100 / 125 kg | |
| Fuel Consumption Figures* | Manual | Manual | Manual/Auto | |
| Combined (L/100km) | 10.1 | | 8.0 / 8.8 | |
| Urban (L/100km) | 13.0 | | 10.2 / 11.2 | |
| Extra (L/100km) | 8.3 | | 6.8 / 7.4 | |
| CO ₂ (Combined g/km) | 238 | | 212 / 232 | |
| Fuel tank capacity | 75 L | | 75 L | |

*Source: ADR81/02. Fuel consumption will vary depending on a combination of driving habits and the condition of the vehicle. iPod® is a registered trademark of Apple Inc., registered in the U.S. and other countries. Bluetooth® is a registered trademark of Bluetooth SIG. ^Please check your Bluetooth® device's capability to ensure compatibility. 1. Only suitable for Bluetooth® compatible phones. Bluetooth® is a registered trademark of Bluetooth SIG, Inc. 2. 60kg rating. Only suitable for vehicles fitted with side curtain airbags. 3. Only suitable for use with retractable seatbelt. 4. Maximum ball download 150kg. Towbar (1500 kg braked & 750kg unbraked - petrol and CRDi automatic) or (2000 kg braked & 750 kg unbraked - CRDi manual) 5. Load capacity = 75kg evenly distributed across 2 bars with secure lock function 6. Load capacity = 125kg evenly distributed across 3 bars with secure lock function. 7. Park Assist Sensors are designed as driver assist function only and should not be used as a substitute for skilled driving and safe parking practice. While the Park Assist sensors monitor objects on approach, there may be occasions where blind spots affect the sensitivity of the sensors and as a result the area into which the vehicle is heading must be visually monitored by the driver at all times while parking. Not compatible with Technician's Step.

| Suspension | 2.4 Petrol | 2.5 CRDi |
|--------------------------------------------------------------------------------------------------|--------------------------------------------------------------------|----------|
| Front | MacPherson Struts with coil springs and gas-filled shock absorbers | |
| Rear | Leaf springs with gas-filled shock absorbers | |
| Wheels and Tyres | Van | Crew Van |
| 16" x 6.5J steel wheels | • | • |
| 215/70 R16 tyres | • | • |
| Full size spare wheel | • | • |
| Seat Configuration | Van | Crew Van |
| 3 seater | • | — |
| 6 seater | — | • |
| Active Safety | Van | Crew Van |
| 4-channel, 4 sensor Anti-skid Braking System (ABS) and Electronic Brakeforce Distribution (EBD) | • | • |
| Electronic Stability Control (ESC) with Traction Control System (TCS) (Available on Diesel only) | ◦ | ◦ |
| Passive Safety | Van | Crew Van |
| Airbags | | |
| Driver and front passenger SRS airbags | • | • |
| Body | | |
| Auto unlock on impact | • | • |
| Child safety door locks on sliding doors | • | • |
| Four ring strengthened body with rigid cabin and crush zones front and rear | • | • |
| High-mounted stop light on rear tail gate | • | • |
| Impact absorbing bumpers | • | • |
| Partition panel with window and cargo intrusion bar | • | • |
| Semi-bonneted | • | • |
| Side impact intrusion bars in doors | • | • |
| Seatbelts | | |
| 3 point retractable seat belts with lap seat belts for centre passengers | • | • |
| Pretensioners, load limiters and height adjustable front seat belts (excludes centre seat) | • | • |
| Seating | | |
| Head restraints with vertical adjustment (excludes front centre seat) | • | • |
| 2 child seat anchorage point - Outboard positions only in rear seat | — | • |
| Security | Van | Crew Van |
| Central locking | • | • |
| Engine immobiliser | • | • |
| Keyless entry with burglar alarm | • | • |
| Multimedia System | Van | Crew Van |
| MP3 / WMA / CD player, AM/FM tuner | • | • |
| 2 speakers | • | • |
| USB audio input with iPod® compatibility | • | • |
| Bluetooth® media streaming and Handsfree^ | • | • |
| Auxiliary input jack (to connect external audio source) | • | • |
| Roof-mounted aerial | • | • |
| Steering wheel audio controls | • | • |
| Occupant Comfort | Van | Crew Van |
| 5 speed intermittent, 3 stage wipe modes on front wipers with 3-way washer nozzle | • | • |
| Battery saving automatic headlights off when ignition key removed | • | • |
| Cigarette lighter and ash tray | • | • |
| Day / night rear view mirror | • | • |
| Digital clock | • | • |
| Dual sliding doors | • | • |
| Dual tone horn | • | • |
| Electrically adjusted external mirrors | • | • |
| Fixed bench seat for rear passengers | — | • |
| Fold down centre armrest for front passengers (when centre seat not in use) | • | • |
| Height adjusting driver's seat cushion | • | • |
| Occupant assist grab handles for front passengers | • | • |
| Occupant assist grab handles for rear passengers | — | • |
| Pop-out latch type windows for rear passengers | — | • |
| Power windows for front passengers with driver one touch auto down function | • | • |
| Rear heated glass with timer | • | • |
| Tachometer | • | • |
| Trip odometer | • | • |
| Exterior Styling | Van | Crew Van |
| Black exterior door handles | • | • |
| Black bumpers | • | • |
| Satin alloy effect radiator grille | • | • |

| Interior Styling | Van | Crew Van |
|-------------------------------------------------------------------------------------------------------------------------------------------|-----|----------|
| Aluminium effect on gear knob | • | • |
| Two tone interior | • | • |
| Woven cloth seats and front door trims | • | • |
| Interior Lighting | Van | Crew Van |
| Delayed fade-out front interior light | • | • |
| Door courtesy reflector on driver and passenger doors | • | • |
| Door courtesy lamp on sliding doors | — | • |
| Door courtesy reflector on rear of sliding doors | • | • |
| Green illuminated instrument cluster, dash audio and A/C controls | • | • |
| Illuminated cigarette lighter surround and ash tray | • | • |
| Illuminated ignition keyhole surround | • | • |
| Interior light in centre | — | • |
| Luggage lamp in cargo area | • | • |
| Interior Ventilation | Van | Crew Van |
| Air conditioning with pollen filter | • | • |
| Rotary-type air conditioning controls | • | • |
| Storage Solutions | Van | Crew Van |
| 2 coat hooks | — | • |
| 6 tie down hooks in cargo area | — | • |
| 10 tie down hooks in cargo area | • | — |
| Door pockets with bottle bulges in sliding door trims | — | • |
| Dual door pockets in front door trims | • | • |
| Dual glove box compartments | • | • |
| Retractable twin width-adjustable cup holders in centre dash fascia | • | • |
| Rubber-lined storage compartment on top of dashboard | • | • |
| Storage compartment and cup holders on back of fold down front centre seat | • | • |
| Ticket holder in driver's sun visor | • | • |
| Twin swing tail gate | ◦ | ◦ |
| Vinyl floor covering in cargo area | • | • |
| Hyundai Genuine Accessories | Van | Crew Van |
| Technology | | |
| Bluetooth Phone Kit¹ | ◦ | ◦ |
| Rear View Camera | ◦ | — |
| DVD Entertainment Screen | ◦ | — |
| DVD Entertainment Mounting Bracket | ◦ | — |
| Interior | | |
| Canvas Seat Covers | ◦ | — |
| Cargo Barrier² | ◦ | — |
| Air Conditioning Curtain | ◦ | — |
| Tailored Carpet Floor Mats | ◦ | ◦ |
| Tailored Rubber Floor Mats | ◦ | ◦ |
| Dash Mat | ◦ | ◦ |
| Rubber Cargo Mat | ◦ | ◦ |
| Couriers' Wooden Floor | ◦ | ◦ |
| Portable Cooler - 12V, 15L³ | ◦ | ◦ |
| Fabric Rear Bumper Protector | ◦ | ◦ |
| Exterior | | |
| Alloy Nudge Bar (with Driving Light Mounting Brackets) | ◦ | ◦ |
| Headlight Protectors (set of 2) | ◦ | ◦ |
| Tinted Stylevisors (front pair only) | ◦ | — |
| Sliding door windows - fixed | ◦ | ◦ |
| Rear panel window - fixed (left hand) | ◦ | ◦ |
| Towbar & Towball⁴ | ◦ | ◦ |
| Trailer Wiring Harness (Includes flat pin) | ◦ | ◦ |
| Rear Step with Corner Protector | ◦ | ◦ |
| Technician Step with Grab Handles | ◦ | ◦ |
| Grab Handles | ◦ | ◦ |
| Styling | | |
| 16" Chrome Alloy Wheels (sold singularly) | ◦ | ◦ |
| Roof Racks and Lifestyle | | |
| Industrial Roof Racks (2 bar set) load capacity = 100kg evenly distributed across 2 bars with secure lock function | ◦ | ◦ |
| Whispbar™ Quiet Roof Racks⁵ | ◦ | ◦ |
| Commercial Roof Racks (3 bar set) load capacity = 125kg evenly distributed across 3 bars with secure lock function | ◦ | ◦ |
| Roof Racks 4th Bar. Load capacity = 125kg evenly distributed across 4 bars with secure lock function | ◦ | ◦ |
| Full Technician Kit - Includes Ladder Holders (6 pegs, 6 pads, 2 straps), Conduit Holder, key locking security cables & worklight mount.⁶ | ◦ | ◦ |
| Roof Mounted Bike Carrier | ◦ | ◦ |
| Roof Mounted Kayak Holder | ◦ | ◦ |
| Ski & Snowboard Carrier | ◦ | ◦ |
| Surfboard Carrier | ◦ | ◦ |
| Safety | | |
| First Aid Kit - Personal (4 Pockets) | ◦ | ◦ |
| Front Park Assist⁷ | ◦ | ◦ |
| Rear Park Assist⁷ | ◦ | ◦ |

HYUNDAI GENUINE ACCESSORIES

While the iLoad offers a comprehensive range of quality inclusions, you can further enhance your driving pleasure and ownership pride by choosing from a wide range of Hyundai Genuine Accessories that reflect your personality and add extra ease and enjoyment to your lifestyle pursuits.

Importantly, Hyundai Genuine Accessories are an astute way to help keep your new iLoad in original showroom condition and further enhance its already high levels of built-in occupant safety.



Cargo Barrier (60kg rating)



Tailored Rubber Floor Mats



Rubber Cargo Mat



Sliding Door Windows



16" Alloy Wheels (sold singularly)



Tinted Stylevisors (front pair only)



Towbar, Towball & Trailer Wiring Harness¹



Rear Step with Corner Protectors²



Rear Park Assist (4 head)³



Courier's Wooden Floor



Technician Step (Towbar compatible)²



Full Technician Kit

Some images featured are included for illustration purposes only.

1. Maximum ball download 150kg. Towing capacity = 2000kg braked & 750kg unbraked. Towbar capacity subject to regulatory requirements, Towbar design, vehicle design and towing equipment limitations.
2. Requires Towbar installation. 3. Park Assist Sensors are designed as driver assist function only and should not be used as a substitute for skilled driving and safe parking practice. While the Park Assist sensors monitor objects on approach, there may be occasions where blind spots affect the sensitivity of the sensors and as a result the area into which the vehicle is heading must be visually monitored by the driver at all times while parking. Not compatible with Technician's step.

†All Hyundai Genuine Accessories are subject to warranty conditions. See your nearest Hyundai Dealer or visit our website at www.hyundai.com.au for full warranty terms and usage recommendations. Accessories pictured are all sold separately at an additional cost. Finishes specified as leather may contain elements of genuine leather, polyurethane leather (leather substitute) or man-made materials, or a conjunction thereof.




iLoad




iLoad 3 seat 2.4 litre petrol van featured above in Ceramic White.


Exterior Colour



Creamy White (YAC) - Solid



Hyper Metallic (P2S) - Metallic



Timeless Black (RBS) - Mica

Interior Colour



Woven Grey

Colours are indicative only and may vary due to the printing process.

Hyundai Motor Company Australia Pty Ltd Corner of 394 Lane Cove Road & Hyundai Drive, Macquarie Park NSW 2113 T.02 8873 6000 F.02 8873 6005

Hyundai Motor Company (HMC) and the Hyundai Motor Company Australia (HMCA) each reserve the right to alter vehicle specifications and equipment levels without notice. To the extent permitted by the law, neither HMC nor HMCA shall be liable to any person as a result of reliance on the content of this spec sheet. Please consult your Hyundai dealer for the latest specifications, equipment levels, options, prices, colours and vehicle availability. Metallic and mica paint are optional extras. Note: Information in this spec sheet is current as at 19/10/2012. Part No: TQL1012S HMCA5320

