



XLS (Features Additional to LS)

Mechanical

5 speed Sports Mode automatic with INVECS II Smart Logic

Exterior

Privacy glass
Chrome radiator grille
Body coloured side protection mouldings
Body coloured licence plate garnish with chrome highlight
Fog lamps
Headlamp washers

Interior

Woodprint accent panels
Cargo blind (5 seat model only)
Cargo room net (5 seat model only)
Driver sunvisor with vanity mirror

Seating

Leather seat facings
Power driver and passenger seat with dual height, recline and slide adjustment

Convenience

Rain sensing wipers
Dusk sensing headlamps

Audio & Media

Mitsubishi Power Sound System premium 420 Watt audio with 8 speakers (includes 4 tweeters)

Safety

Reverse parking sensors
High Intensity Discharge (HID) headlamps with Auto Levelling System

Options

Third row seats – Automatic only
Increase seating capacity to 7
50:50 fold and tumble function
Rear manual control air conditioning
Rear cup holders (2)
Rear underfloor storage
Mitsubishi Multi Communication System (MMCS)
Satellite navigation
Reverse Camera

*When MMCS option is selected, the Multi Function Display is deleted and the trip computer and environment functions including range to empty, average fuel consumption, altimeter, barometer and outside temperature display are disabled.

**Bluetooth® phone connectivity depends on your phone compatibility.

STYLE YOUR CHALLENGER

Colours



CHARCOAL (M)*



COOL SILVER (M)*



IRONBARK (M)



TERRA ROSSA (M)



CHAMPAGNE (M)



DEEP BLUE (P)*



WHITE*



BLACK (P)

Interiors



CLOTH SEAT TRIM (LS)



LEATHER SEAT TRIM (XLS)



TAN LEATHER SEAT TRIM (XLS)

METALLIC (M) AND PEARLESCENT (P) PAINTS ARE OPTIONAL EXTRAS

* NOT AVAILABLE WITH TAN LEATHER SEAT TRIM

10 **MITSUBISHI**
DIAMOND
ADVANTAGE **5**
AUSTRALIA'S BEST
NEW CAR WARRANTY:
CAPPED PRICE SERVICING
AND CUSTOMER CARE

NOW INCLUDING CAPPED PRICE SERVICING*
WARRANTY 10/5 YEAR ♦ **5 YEAR ROADSIDE ASSIST** ♦ **CUSTOMER ASSIST 24/7** ♦ **200+ DEALER NETWORK**
♦ **GENUINE SERVICE** ♦ **GENUINE PARTS** ♦ **INSURANCE** ♦ **FINANCE** ♦ **PRE-OWNED VEHICLES**

† 10 year or 160,000km Powertrain Warranty (whichever comes first) (non transferable). * 5 year or 130,000km New Vehicle Warranty (whichever comes first). ^ 5 year or 130,000km Roadside Assist (whichever occurs first). Service conditions apply. † 4 year or 60,000km Capped Price Servicing (whichever comes first) Covers all items specified under the standard 'Maintenance for Normal Operating Conditions' schedule detailed in the Service and Warranty Booklet. Additional service/repair items (if required) are at additional cost. Excludes Government and Rental Fleet Customers. See your Dealer for full details.



CHALLENGER

SPECIFICATIONS & FEATURES



love that car



MITSUBISHI CHALLENGER – KEY FEATURES BY MODEL



LS

Mechanical

2.5L High Power Common Rail Direct Injection Turbo Diesel
5 speed manual transmission
5 speed Sports Mode automatic transmission (optional) with INVECS II Smart Logic
Super Select 4WD
Paddle shifts (automatic only)
Centre differential with viscous coupling unit
Auto free wheeling hubs
Power steering
Rear Diff Lock
Front & rear recovery points

Exterior

17" Alloy wheels
Chrome door mirrors
Chrome door handles
Body coloured bumper
Body coloured fender flares
Front & rear mudflaps
Roof rails
Front skid plate
Side steps

Interior

Leather bound steering wheel
Leather bound transmission shift
Leather bound 4WD transfer lever
Door trim cloth inserts
Chrome inner door handles
Carpet floor covering

Comfort

Automatic Climate Control Air Conditioning
Tilt adjustable steering column
Side and rear window demisters
Driver's foot rest
Passenger assist grips (4)
Rear seat heater ducts

Convenience

Cruise control
Central locking with remote keyless entry
Power windows front and rear (driver auto up & down)
Power door mirrors with electric folding control
Variable intermittent windscreen wipers
Intermittent rear wiper and washer
Steering wheel audio controls
Accessory power socket (2 – cargo & instrument panel)
Front map lamps
Cargo area lamp
Rear passenger reading lamps
Tailgate inside grip
Interior lamp with time delay
Ignition key cylinder illumination
Digital clock display
Driver sunvisor with ticket holder
Passenger sunvisor with vanity mirror
Tachometer
Headlamps on warning
Cigarette lighter
Instrument lamp with variable dimming control
Low fuel warning lamp
4WD indicator lamp
Remote fuel filler release

Storage

Glovebox – illuminated and lockable
Floor console with upper and lower storage
Door pockets – front and rear
Cup holders (2)
Bottle holders in front & rear doors
Coat hooks (2)
Seat back pocket – passenger
Cargo tie down hooks – 4 (2 with seven seat option)

Seating

Cloth seat trim
Front seats
Bucket seats
Slide and recline adjustment
Driver height adjustment
Height adjustable headrests
Second row seats
60:40 split folding function
Recline and tumble fold up function adjustment
Centre armrest with cupholders
Height adjustable headrests (3)

Audio & Media

Anti Theft AM/FM radio/CD/MP3 player
6 speakers (includes 2 tweeters)
Audio input jack
Multi function display* –
colour screen, includes trip computer, outside temperature, and average fuel consumption
Bluetooth® hands free phone operation**

Safety

Driver & front passenger SRS airbags
Side SRS airbags (driver & front passenger) & curtain SRS airbags
Multi-mode Anti-lock Braking System (ABS)
Electronic Brakeforce Distribution (EBD)
Power brake booster with emergency brake assist system
Active Stability Control (ASC)
Active Traction Control (ATC)
Reinforced Impact Safety Evolution (RISE) body
Side door impact beams
3 point Emergency Locking Retractor (ELR) seatbelts (all seating positions)
Auto Locking Retractor (ALR) seatbelts on outbound second row seats
Front seatbelt pretensioners & force limiters
Front seatbelt height adjustable shoulder anchorages
Seatbelt warning lamp – driver
Child proof rear door locks
Child restraint anchorage points (3)

Security

Anti-theft encrypted engine immobiliser
Steering lock
Diamond Advantage roadside assistance – 5 years

Options

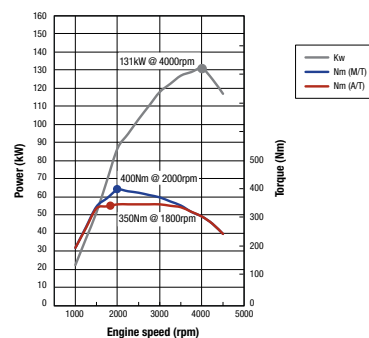
Third row seats – Automatic models only
Increase seating capacity to 7
50:50 fold & tumble function
Rear manual control air conditioning
Rear cup holders (2)
Rear underfloor storage

CHALLENGER SPECIFICATIONS


Engine	LS/XLS
Type	2.5L Hi-Power 4 cyl, DOHC, 16 valve Common Rail Diesel with Intercooled Turbocharger
Engine code	4D56
Bore x Stroke	91.1mm x 95.0mm
Capacity	2,477cc
Compression Ratio	16.5:1
Maximum Power	131kW @ 4,000rpm
Maximum Torque M/T	400Nm @ 2,000rpm
Maximum Torque A/T	350Nm @ 1,800rpm



2.5L HP Common Rail DI-D Engine



Transmission	LS	XLS
5 speed manual transmission	S	-
5 speed Sports Mode auto transmission with INVECS II Smart Logic	O	S
Super Select 4WD	S	S



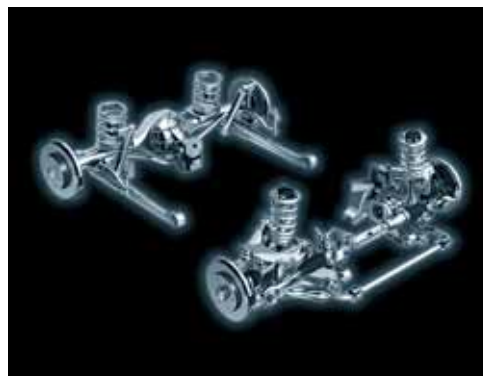
Transmission Ratios	5 speed manual transmission	5 speed Sports Mode auto transmission with INVECS II Smart Logic
first	4.313	3.789
second	2.330	2.057
third	1.436	1.421
fourth	1.000	1.000
fifth	0.788	0.731
reverse	4.220	3.865
Final Gear Ratio	3.917	3.917
Clutch	Dry single disc clutch with diaphragm spring, hydraulic action	3 element torque converter with lock-up and transmission oil cooler

Wheels/Tyres	All models
Wheels	17" x 7.5" Alloy wheels
Tyres ¹	265/65R-17 112S

¹The tyres fitted to Challenger as standard equipment are designed primarily for use on sealed roads. If your Challenger is to be driven on unsealed roads, please consult your Mitsubishi dealer for advice on suitable tyre choices.

Electrical System	
Battery	95D31L
Alternator	12V-90A

Four Wheel Power Assisted Brakes with ABS and EBD	
Front	16" Ventilated discs, single piston calipers
Rear	16" Ventilated discs (in drum)



Suspension	
Front	Independent – Double wishbone coil spring & stabiliser bar
Rear	3-link coil spring & stabiliser bar

Transfer Ratio	5 speed manual transmission	5 speed Sports Mode auto transmission with INVECS II Smart Logic
High	1.0	1.0
Low	1.9	1.9

Fuel System	5 speed manual transmission	5 speed Sports Mode auto transmission with INVECS II Smart Logic
Fuel consumption [^] (ADR81/01) litres per 100km	8.3	9.8
Fuel Supply Equipment	Electronic Direct Injection – Common Rail	
Fuel Tank Capacity (L)	70L	

[^]These figures are obtained by controlled laboratory tests conducted by Mitsubishi Motors to Australian Design Rule ADR81/01 and are provided to assist you in comparing the fuel consumption of Challenger with other vehicles. The actual fuel consumption you achieve will depend, however, on many factors, including your driving habits, the prevailing conditions and your vehicle's equipment, condition and use.

CHALLENGER SPECIFICATIONS

Capacities	LS 5M/T 5 seat	LS 5A/T 5 seat	LS 5A/T 7 seat	XLS 5A/T 5 seat	XLS 5A/T 7 seat
Gross vehicle mass (kg)	2,710	2,710	2,710	2,710	2,710
Kerb mass (kg)	2,041	2,051	2,106	2,059	2,110
Maximum payload (kg)*	669	659	609	651	606
Maximum front axle load (kg)*	1,260	1,260	1,260	1,260	1,260
Maximum rear axle load (kg)*	1,600	1,600	1,600	1,600	1,600
Gross combination mass (kg)	5,650	5,650	5,650	5,650	5,650
Towing capacity with trailer brakes (kg)**	3,000	3,000	3,000	3,000	3,000
Towing capacity without trailer brakes (kg)	750	750	750	750	750
Towball download	300	300	300	300	300
Seating capacity	5	5	7	5	7

*Payload includes occupants, fuel and fitted options (if any). The weight of these must be deducted from payload to determine actual load carrying capacity. Front and/or rear axle loads must not be exceeded.
 ** Subject to state regulations and towbar designs

Interior Dimensions (mm)	5 seat	7 seat
Headroom		
Front row	920	920
2nd row	865	865
3rd row	-	819
Legroom		
Front row	915	915
2nd row	840	840
3rd row	-	830
Steering		
Type	Power assisted rack and pinion steering	
Turning Circle (m)	11.2m	

Exterior Dimensions	All Models
Overall height (mm)	1,840
Overall length (mm)	4,695
Overall width (mm)	1,815
Ground clearance (mm)	220
Track – front (mm)	1,520
Track – rear (mm)	1,515
Wheelbase (mm)	2,800
Approach angle [degrees]	36
Departure angle [degrees]	25
Ramp breakover angle [degrees]	23

Cargo Area	5 seat	7 seat option
Cargo dimensions (mm)		
Length – 2nd row seats folded	1,572	1,572
Length – 2nd row seats up	1,017	1,017
Length – 2nd row seat folded & 3rd row seat stowed	N/A	1,572
Length – 2nd row seat upright & 3rd row seat stowed	N/A	1,017
Length – 2nd & 3rd row seat upright	N/A	250
Height	1,027	897
Width	1,375	1,375
Load floor height (from ground)	757	839
Cargo load space 2nd row flat (litres)	1,813	N/A
Cargo load space 2nd/3rd row flat (litres)	N/A	1,649
Cargo load space 3rd row flat (litres)	N/A	866

