



love that car

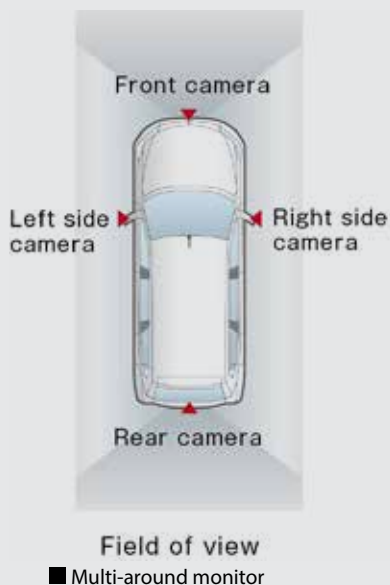
PAJERO SPORT

2016 MITSUBISHI PAJERO SPORT TECHNICAL INFORMATION



SAFETY

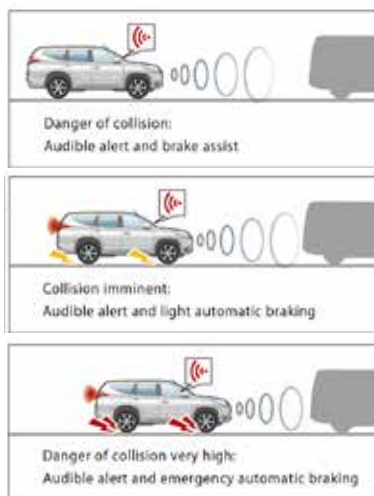
- 5-star ANCAP safety rating
- Enhanced front-end energy absorbing structures for pedestrian injury protection
- 7 SRS airbags
 - Driver and front passenger SRS airbags
 - Side and curtain SRS airbags
 - Driver's knee SRS airbag
- Seat belt pre-tensioners and force limiters
- High strength steel RISE (Reinforced Impact Safety Evolution) body structure
- Rear view camera with full colour and guidelines. Multi-around Monitor System for Exceed model
- Reverse sensors



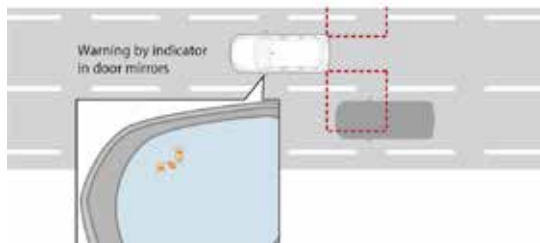
Active safety features

- FMC – Forward Collision Mitigation (Exceed only)
- BSW – Blind Spot Warning (Exceed only)
- UMS – Ultrasonic misacceleration Mitigation System (Exceed only)
- ASTC – Active Stability & Traction Control
- HDC – Hill Descent Control
- TSA – Trailer Stability Assist, integrated within ASTC
- HSA – Hill Start Assist
- ESS – Emergency Stop Signal

■ Forward Collision Mitigation system (FCM)



■ Blind Spot Warning system (BSW)



■ Ultrasonic misacceleration Mitigation System (UMS)



ENGINE

4N15 2.4L 4-cylinder MIVEC intercooled turbo diesel. Common rail fuel injection

Euro 5 emission level

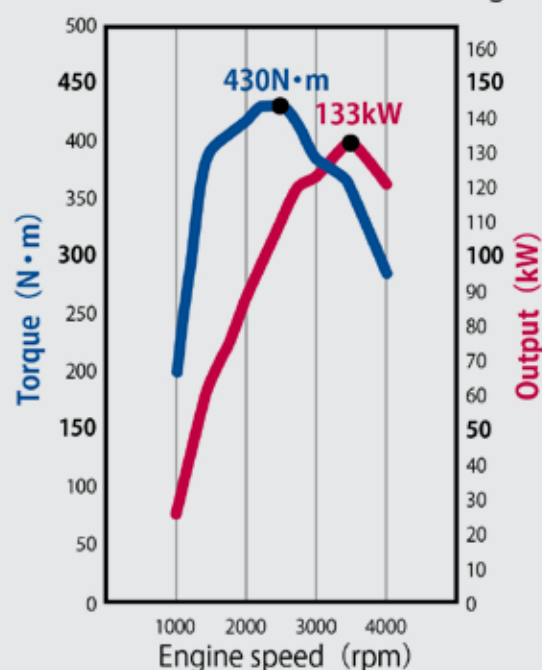
Power - 133kW @ 3500rpm

Torque - 430Nm @ 2500rpm

- Low 15.5:1 compression ratio to reduce friction and emissions
- Aluminium block
- MIVEC variable valve timing to improve power
- Offset crank to reduce friction and improve fuel economy
- Proximity DPF (Euro5) to improve fuel economy
- VG (variable-geometry) turbocharger is a compact design with reduced inertia moment and smaller turbine for quicker response across the rev range
- Electronic throttle introduced and developed for improved response and calibration of Active Stability Control ASC
- Built at MMTh Engine Co Ltd, Thailand



■ 4N15 2.4L MIVEC turbo diesel engine



TRANSMISSIONS



8-Speed Automatic

- AISIN electronically controlled close ratio 8-speed
- Increased gear ratio spread by 36 percent
- Expanded torque converter lock-up range with slip lock-up feature
- Neutral idle control
- Adaptive control system
 - Uphill control – driving uphill or towing a trailer, a unique shift map will select the best gears for maximum vehicle progression
 - Downhill control – lower gears are selected to support deceleration via engine braking
 - Throttle release control – upshifting is temporarily prevented when the accelerator pedal is released to provide engine braking and engine response once the pedal is re-applied
 - Rapid kick-down control
- Steering wheel paddle shifts
- Double heat exchanger cooling - air cooled and water cooled
- New auto transmission fluid ATF developed for reduced drag, extended service intervals and transmission life

FOUR-WHEEL DRIVE CAPABILITY

All Pajero Sport models:

- Super Select II 4WD with Off-road Terrain Control System
 - Electronic dial select for 2H, 4H, 4HLc and 4LLc
- Off-road Mode selection
 - GRAVEL
 - MUD/SNOW
 - SAND
 - ROCK
- Rear differential lock (GLS and Exceed)



FUEL ECONOMY & EMISSIONS

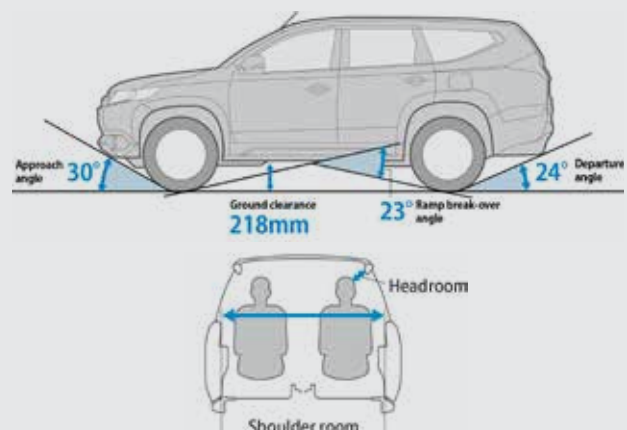
- Euro 5 emissions level
- 68 litre fuel tank capacity

	GLX, GLS, Exceed
Fuel Economy (L/100km)	8.0
CO2 Emissions (g/km)	212

KEY DIMENSIONS & CAPACITIES



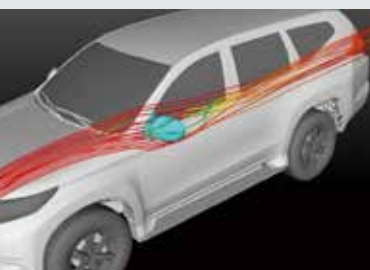
Exterior		
Length - mm		4785
Width - mm		1815
Height - mm		1805
Wheel Base - mm		2800
Track - mm	Front	1520
	Rear	1515
Overhang - mm	Front	880
	Rear	1105
Minimum ground clearance - mm		218
Approach angle - degrees		30
Ramp brake over angle - degrees		23.1
Departure angle - degrees		24.2
Lateral travel angle - degrees		45
Wading depth - mm		700
Turning circle - m		11.2
Wheels	Alloy	18x7.5J
Tyres (front and rear)		265/60R18 110H
Spare Wheel/Tyre		Full size alloy
Interior (mm)		
Length		2585 (max)
Width		1420 (max)
Height		920 (max)
Front head room		1022
Rear head room		957
Front leg room		1067
Rear leg room		880
Front shoulder room		1420
Rear shoulder room		1409
Front hip room		1341
Rear hip room		1303
Cargo length	seat back	999
	at floor	1236
Cargo length 2nd row flat	seat back	1827
	at floor	1716
Cargo height		1073
Cargo width		1280
Cargo width between wheel arches		1000
Cargo floor height		755
Cargo capacity (VDA) 2nd row up (floor to top of back seat)		673
Cargo capacity (VDA) 2nd row down (floor to roof)		1624

Weights, Towing & Fuel Tank		
Kerb weight - kg	GLX	2045
	GLS	2060
	Exceed	2070
Gross vehicle weight - kg		2710
Payload - kg	GLX	665
	GLS	650
	Exceed	640
Max front axle - kg		1260
Max rear axle - kg		1600
Gross combined weight - kg		5400
Towing - kg	Braked	3100
	Unbraked	750
Fuel tank capacity - L		68
Transmission		
Type		8-spd auto Sports mode
4WD System - Dial Up		SUPER SELECT II
Gear ratio 1st		4.845
2nd		2.840
3rd		1.863
4th		1.436
5th		1.216
6th		1.000
7th		0.815
8th		0.672
REVERSE		3.825
Transfer gear ratio	HIGH	1.000
	LOW	2.566
Final drive ratio		3.692



EXTERIOR

- LED headlamps with integrated LED DRLs
- LED rear combination lamps
- Dusk sensing headlamps (GLS and Exceed)
- Pop-up headlamp washers (Exceed)
- Rain sensing wipers (GLS and Exceed)
- New exterior design achieves best in SUV class drag coefficient of 0.40 CD
- Short front overhang
- Automatic folding door mirrors



INTERIOR

- Smartphone Link Display Audio (SDA) system for Android Auto™ and Apple CarPlay
- Digital Audio Broadcast (DAB) radio
- 6-Speaker audio system (8-speaker for Exceed)
- Speed sensing auto door locking
- KOS/OSS (Keyless Entry/Push Button Start)
- Tilt and telescopic steering wheel adjustment
- Auto A/C. Dual-zone climate control (GLS and Exceed)
- Electric park brake
- Speed limiter – controls engine torque plus flashing dash warning and audible buzz
- Leather trim (GLS and Exceed)
- Electrochromatic rear view mirror (GLS and Exceed)
- Heated front seats (Exceed)
- Enhanced air conditioning system with rapid cool down function
- Smart phone storage in centre arm rest console located near USB and HDMI ports
- Rear roof mounted entertainment system DVD (Exceed)
- Rear view camera (all models, with multi around view monitor for Exceed)

- Reverse parking sensors
- Seat belt reminders for all seating positions
- Rear tonneau cover (GLS and Exceed)

Front Seats

- Expanded cushion shape for increased thigh and leg support
- Increased side support from bolster and back cushion
- Double layer, soft feel urethane foam in centre section of seat back and base cushion
- Rearward slide adjustment increased by 14mm
- Head clearance increased by 9mm
- New headrests with improved whiplash performance and comfort
- Seatbelt retractor and lap pretensioners

Rear Seats

- Increased height of seat back and cushion side bolsters for lateral support
- Overall comfort improved with the use of thicker form-fitting urethane foam
- Increased overall seat width with 60:40 split folding/recline function



SUSPENSION

Reduced body roll, improved off-road performance and sharper handling dynamics. Ride comfort enhanced with significantly reduced levels of impact harshness.

Front

- Coil springs with increased rates
- Stabiliser bar increased diameter 25mm to 31mm
- New damper tune
- Stabiliser bar drop link upgraded for improved rough road isolation

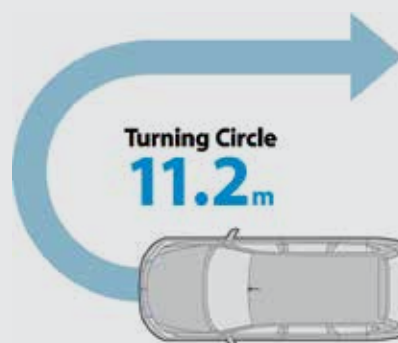
Rear

- 3-link rigid axle
- Coil springs
- Increased damper size with new tune
- Revised suspension mount points and lateral rod mounting structure

STEERING

Improved manoeuvrability, easy parking and refined car-like feel

- Tilt and telescopic steering wheel adjustment
- Class-leading turning circle of 11.2 metres
- Lock to lock reduced from 4.3 to 3.8 turns
- Gear ratio reduced from 23.7 to 20.1 for faster steering response
- Reduced steering efforts at parking
- Driving efforts calibrated for linear force build-up and precise steering feel
- Shimmy damper added to steering column for reduced vibration
- New yoke support material (Teflon to Nylon) and increased pre-load (25N to 42N) to reduce vehicle pull and rack rattle



BRAKES

- Larger 2-piston caliper front brakes
- Ventilated front and rear discs
- Reduced brake pedal travel
- Emergency Stop Signal (ESS)
- Electric park brake

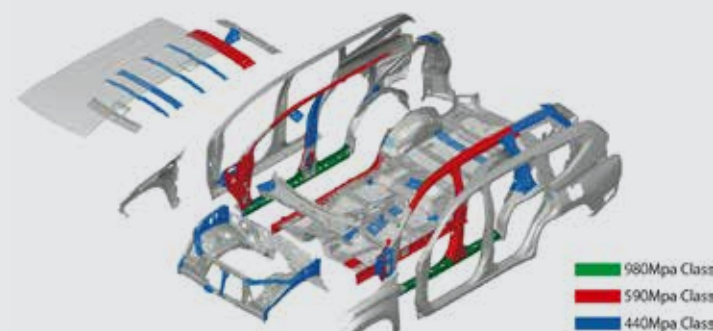
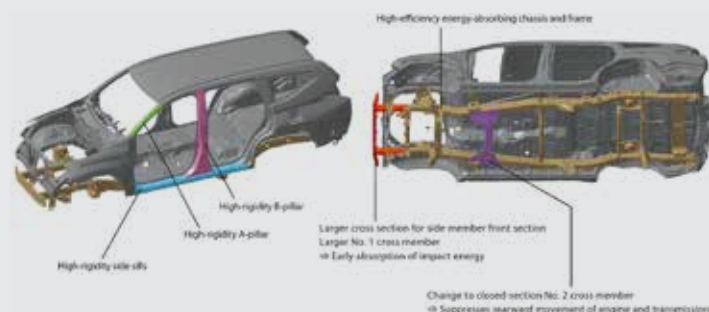
NVH

Improved insulation and isolation for interior quietness

- Generous use of high grade acoustic absorption and noise-damping insulation materials
- Low engine noise levels from Mitsubishi's new 2.4-litre MIVEC diesel engine
- Expanding foam and pad filling to body cavity areas

BODY

- RISE system – Reinforced Impact Safety Evolution
- Impact safety performance boost from reinforced side frame extensions and reinforced front cross member
- Increased use of high-tensile sheet metal
- Increased use of anti-corrosion sheet steel and treatment used on major body panels
- Enhanced rigidity of engine bay frame for strength and durability
- Weight reduction of 5.5kg from the use of pressed door manufacturing process
- Body mounting bushes have significantly larger volume for improved NVH, ride and handling behaviour





love that car

MAINTENANCE

- Reduced cost for Diesel filter, from cartridge to element
- Propeller shaft joints changed from sleeve yolk to companion flange for improved oil sealing
- New low viscosity automatic transmission fluid – no servicing required for normal usage, every 100,000km for severe usage*

*commercial car use, trailer towing, rough road.

ENVIRONMENT

Recycling

- Adoption of recyclable thermoplastic resin – bumpers, instrument panel, radiator grille, door trims
- Discarded material re-use – sheet metal, bumpers, acoustic material

Hazardous substances reduction

- Adoption of lead-free, chromium-free and bromine-free materials – fuel tank, glass ceramic prints, anti-rust paint, wheel weights, metal fasteners, seats and trim

WARRANTY & SERVICING

The 2016 Pajero Sport range benefits from Mitsubishi's extensive New Car Warranty and Capped Price Servicing

- 5 year/100,00km (whichever occurs first)
- Battery (12V) 12 months unlimited km
- Perforation Corrosion 5 years

PLACE OF MANUFACTURE

New Pajero Sport is built at MMTh's Laem Chabang Plant, Thailand