

OPEL INSIGNIA



Wir leben Autos.





Insignia Select Sports Tourer and Insignia Select Sedan shown with accessory alloy wheels available at extra cost

Discover the Opel Insignia.

With its dynamic design and innovative technology throughout, Insignia takes Opel's design language to the next dimension. Now discover what it can do for you.

Contents

Exterior styling	04	Sports Tourer	14	Wheels and tyres	23
Interior styling	08	Comfort and convenience	16	Insignia trims and colours	24
Engines and transmissions	10	Insignia range	18	Insignia accessories	26
Safety	12	Options	22		

This brochure covers Insignia and Insignia Select models in both Sedan and Sports Tourer variants. Models shown include options and accessories available at extra cost. Not all of the features described are available on every model.

A dynamic drive.

Insignia is built for a dynamic drive. With technology that can adapt chassis response to changing driving situations. Engine power and efficiency is a given.



Sculptural artistry meets German precision.

Muscular but curvaceous. Smooth yet sculpted. The flowing coupé-like silhouette is set off by unique signature lights and Opel Blitz badging.

Insignia Select Sedan shown fitted with accessory alloy wheels available at extra cost



A stunning interpretation.

Same bold identity and stimulating driving experience. Infused with innovation and forward-thinking technology. The sleek Insignia Sports Tourer perfectly complements its dynamic sedan counterpart.

Insignia Select Sports Tourer shown fitted with accessory alloy wheels available at extra cost



A premium feel.

Supreme levels of interior style and quality. With obsessive attention to detail and intuitive ergonomics that put you in total control.

Insignia Select shown



Insignia Select Sports Tourer shown

Insignia's stylish looks are complemented by precision engineered engines and transmissions:

Turbo Diesel.

Insignia's 2.0L common rail direct injection turbo diesel engine has been refined to optimise fuel consumption and CO₂ emissions without compromising on power and driveability. Our latest generation turbocharger technology, enables this remarkable engine to generate maximum torque of 350Nm from only 1750rpm, with maximum power of 118kW developed at only 4000rpm, to ensure efficient progress. A smooth-shifting 6-speed automatic transmission is standard for effortless driving, featuring Active Select that allows you to choose to change the gears sequentially.

Turbo Petrol.

The 2.0L turbo petrol engine gives smooth power throughout the rev range, with 350Nm maximum torque and maximum power of 162kW. This engine is also mated exclusively to a smooth 6-speed automatic transmission featuring Active Select.

Power and torque figures per ECE regulations

PERFORMANCE	2.0L TURBO PETROL		2.0L TURBO DIESEL	
Power (kW*)	162kW		118kW	
Torque (Nm*)	350Nm		350Nm	
Fuel Economy**	Sedan	Wagon	Sedan	Wagon
Urban (L/100km)	13.1	13.3	8.0	8.1
Extra-urban (L/100km)	6.3	6.5	4.4	4.7
Combined (L/100km)	8.8	9.0	5.7	6.0
CO ₂ emissions (g/km)	206	211	151	157

*Power and torque figures per ECE regulations

**Figures as tested per ADR81/02



Intelligent Adaptive Forward Lighting (AFL). Insignia's Intelligent AFL headlights change their pattern to suit the location and the weather. Sensing where you need the light most, AFL headlights can help you see around corners and even dip automatically when something is coming the other way.




Pedestrian area light (up to 30km/h). Wider spread of light (an extra eight degrees left and right) illuminates potential hazards.




Town light (30 – 55km/h). Wider and lower spread of light. Activated by vehicle speed together with street lighting.




Country road light (55 – 115km/h). Wider spread and brighter light than normal low beam. Longer illumination of own lane.




Freeway light (over 115km/h). 140 metre range, higher and brighter than normal low beam without dazzle.




Adverse weather light (up to 70km/h). Wiper or rain sensor activated for better vision in bad weather conditions.



High beam with assist (any speed). Automatically switches from high to low beam as it detects oncoming or preceding vehicles.



Dynamic curve light (any speed). Activated by steering angle and speed, the headlights swivel up to 15 degrees into the curve.



Static cornering light (up to 40km/h, also when reversing). Throws light 90 degrees left or right for enhanced lateral vision.




LED Daytime running light. Increases your visibility to other road users without increasing fuel consumption (unlike low beam).



Beige interior not available

Safety is always a top priority for Opel. You wouldn't expect it any other way. In the Insignia, it starts with an optimised body structure that protects you and your fellow passengers in every kind of impact situation. It extends to the latest restraint technology – double pretensioned front seatbelts, pedal release system, side-impact protection beams, active-safety front seat head restraints and a whole lot more.

Insignia's front airbags are two-stage to help prevent the kind of injuries caused if they inflate too quickly. Front seat side airbags and full-length curtain airbags are standard on every model.



A proven Opel safety feature, active front seat head restraints guard against whiplash and other head and upper body injuries.





Sports Tourer takes Insignia's dynamic looks to a new dimension, with innovative use of space throughout. A deep, wide tailgate aperture with a low loading height makes it easy to use.

The curved, wrap-around tailgate is not just attractive to look at. The Insignia Sports Tourer provides a useful 500 litres of secure storage under a standard rear cargo blind, extendable to a huge 1,530 litres with the 60:40 split folding rear seats folded.



Beige interior not available



Insignia's front seats offer incredible comfort and support. There's a huge range of adjustment – not just for seat travel and recline, but height and lumbar adjustment too – allowing all drivers and passengers to find their ideal seating position.

The ergonomic sports seats, standard on Select models feature improved tilt adjustment, four-way power lumbar support and ergonomic seat contours, including excellent side support. An adjustable seat extension cushion, extending by up to 60 millimetres, also adds superior thigh support for taller drivers.

With many people spending more time in their car, with as much as two-thirds of the body in contact with the seat while driving, optimum adjustment is a key benefit. Experts agree that the most important requirement is high flexibility, allowing the contour of the seat back to match the natural posture of each individual's spine. And with no less than 18 adjustment options, the Insignia's ergonomic seat succeeds in every area.

It is little wonder it has been awarded a coveted seal of approval from AGR, an independent panel of German doctors and ergonomics experts. The AGR seal is only awarded to ergonomic products that comply with strict medical requirements; in this case, a scientifically proven Insignia seat that effectively helps prevent the back pain and tension suffered by some car occupants.

Climate control is a major factor for Insignia interior comfort and all Insignias come equipped with dual zone electronic climate control as standard.

AGR accredited for driver and front passenger only



A place for everything. Insignia provides a multitude of storage and stowage features – all within easy reach of the driver and passengers. In addition to a large glovebox, there is a driver's side storage compartment, handy door pockets, drinks holders and front seat back map pockets.



Beige interior not available

Standard across the range, Insignia's touch-operated Electric Parking Brake (EPB) with Hill Start Assist (HSA) epitomises the innovation at the heart of this award-winning model. Designed to boost driver comfort and increase parking security, it features a drive away function, which releases the parking brake allowing you to pull away smoothly, and HSA which keeps the brake pressure applied momentarily after you've taken your foot off the pedal, preventing you from rolling back on a slope if you haven't first applied the parking brake. There's also a hill hold assist function which again stops the vehicle rolling back when moving off on an incline by making sure there's sufficient engine torque available.

Insignia
Sedan | Sports Tourer

A well-equipped model with added style, comfort and convenience.

Standard features include:

- 17" alloy wheels
- CD400 system with CD player, MP3 functionality, 7 speakers, USB connection and shark fin aerial
- Optional DVD900 navigation system with 7-inch colour screen, SD memory card, centre console multi function controller, USB connection, CD player with MP3 functionality, 7 speakers and a shark-fin aerial
- Dual-zone climate control
- Chrome effect surround on exterior side windows
- Chrome effect Opel door sill plates
- Front and rear park assist
- Leather appointed seat trim
- Heated front seats
- Silver-effect roof rails (Sports Tourer)

Engine availability

2.0L turbo petrol 162kW

Optional 2.0L CDTi diesel 118kW

Automatic transmission only

Insignia Select
Sedan | Sports Tourer

Genuine sports luxury credentials – seats, pedals and a lowered chassis.

Additional features over and above Entry models:

- 19" multi-spoke alloy wheels
- Lowered and uprated sports suspension
- Alloy sports pedals
- AFL+ bi-xenon headlamps with LED daytime running lamps
- AGR ergonomic sports perforated leather seats with heating and ventilation for front seats
- Rear spoiler (sedan)
- Rear privacy glass (Sports Tourer)
- Navi900 navigation system with 7-inch colour screen, SD memory card, centre console multi function controller, USB connection, CD player with MP3 functionality, 7 speakers and a shark-fin aerial

Engine availability

2.0L turbo petrol 162kW

Optional 2.0L CDTi diesel 118kW

Automatic transmission only

Insignia.

Navi900

- Satellite navigation
- Centre console multi-function controller
- 7" colour screen
- SD card input



Insignia



17-inch 7-spoke alloy wheels,
225/55 R 17 tyres.



Optional 18" wheel 5-twin spoke alloy
wheels, 245/45 R 18 tyres.

Insignia Select



19-inch 10-spoke alloy wheels,
245/40 R 19 tyres.

Please note: A space saver
spare wheel is standard on
all models.

A generous range of contemporary colours and trims all worthy of Insignia's premium style and quality.



Power Red – Solid*



Sovereign Silver – Metallic*
(MY12 only)



Dark Mahogany – Pearlescent*



Summit White – Brilliant



Silver Lake – Metallic*



Technical Grey – Metallic*
(MY12 only)



Flip Chip Silver – Pearlescent*
(MY13 only)



Carbon Flash – Metallic*



Asteroid Grey* –
(MY13 only)

*Premium Paint optional at extra cost



Leather Siena, Black
Décor mouldings: Rapid Cool

Woodgrain decorative appliques not available



Leather Siena, Black (perforated)
Décor mouldings: Piano Black

Standard on Insignia Select models

Genuine Opel accessories are the right choice for your Insignia. Whatever you're into, we're certain there will be an Opel Accessory with your name on it, all fitted by trained Opel professionals with expert advice. We've only featured a small selection of what's available here, so please check with your Opel dealer for information on full accessory availability or visit our website at www.opel.com



This useful safety pack comprises a first aid kit, warning triangle (items also available separately).



Designed for a snug fit, this semi-rigid cargo liner provides maximum protection yet is easily removed for cleaning. Available for sedan, and Sports Tourer models.



Available in black with the Opel logo. This set of four velour floor mats fits to the anchor points in the car, protecting the interior of your Insignia.

FURTHER ACCESSORIES INCLUDE:

- Dog guard (Sports Tourer)
- Base carrier – aluminium
- Alloy wheels
- OPC styling accessories
- Thule bicycle carriers
- Thule roof box
- Cargo net
- Alloy-look pedal covers
- Privacy shades
- Alloy wheel locking wheel nuts



Insignia Select Sports Tourer shown fitted with accessory Thule roof box, accessory roof cross bars and accessory alloy wheels available at extra cost

Opel Service.

Australia wide Customer Service.

Throughout Australia, our Opel dealerships are ready to provide professional, quality and punctual service. As you'd expect, they'll repair your vehicle to the highest standards. Each dealer has invested in facilities, training and equipment, as well as dedicated staff to ensure that you can enjoy your Opel motoring with 'total peace of mind'. The dealerships' factory trained technicians know and understand your Opel, better than anybody else. You can be confident that your vehicle's service and maintenance requirements are being looked after in the best possible way. This includes using only Opel Genuine Parts with any service or repair, as well as coming with the assurance of the nation-wide Opel dealer warranty on both parts and labour.

Opel Service Plus.

Your new Opel comes with our complete service package – Opel Service Plus. Opel Service Plus covers the scheduled servicing of your Opel for the first three years, or 45,000kms of travel (whichever comes first). Opel Service Plus gives you the confidence of knowing what the scheduled servicing costs will be for the next three years, combines with the knowledge that your Opel is being looked after by the Opel Service network.

Opel Assist Plus.

Every new Opel comes with Opel Assist Plus, our complimentary premium three year Roadside Assistance program. No matter where you are, you will be covered 24 hours, 7 days a week, with services such as breakdown assistance, vehicle towing, or changing a tyre.

New Vehicle Warranty.

The details of your new vehicle warranty coverage may be found on the Opel Australia website www.opel.com

Opel on the Internet.

Need instant information? At www.opel.com you can access a wealth of information on all Opel cars, services, and accessories. Get online for Opel news and product updates.

In case of any questions, please ask your Opel dealer. More information can be found at www.opel.com

www.opel.com

A word about this catalogue. We have tried to make this catalogue as comprehensive and factual as possible. However, since the time of printing some of the information you'll find here may have been updated. Also, some of the equipment shown or described through this catalogue may have been changed and / or is available at extra cost. Further, Opel Australia Pty Ltd ABN 44 155 316 653, reserves the right to make changes at any time without notice, in prices, colours, materials, equipment and models. Your Opel Dealer has details, and before ordering, you should ask them to bring you up to date. No Opel Dealer or other person is authorised or permitted to give or make any statement, assertion or undertaking in relation to the quality, performance characteristics, descriptions or fitness for any purpose of any Opel product which is at variance with any written statement, assertion or undertaking on any of these subjects given or made by Opel Australia Pty Ltd in its published sales literature, and Opel Australia Pty Ltd does not accept any liability for any such unauthorised action. Opel Australia Pty Ltd has authorised Dealers in many parts of Australia for the sale of service parts and the provision of service to owners of Opel's products. Every endeavour is made to ensure that such Dealers carry adequate stocks of service parts, but Opel Australia Pty Ltd doesn't make any promise other than that contained in the New Vehicle Warranty given by Opel Australia Pty Ltd that such parts or service facilities will be available at any specific location or at any particular time. Express warranties offered for Opel products are subject to the conditions set out in all vehicle handbooks. Details also available from Opel Australia Pty Ltd on request. Copyright Opel Australia Pty Ltd. August 2012 M&CSaatchi



Certified by the
Carbon Reduction Institute

OA10017