


Kizashi



Way of Life!

START YOUR SENSES.





A SENSE OF PERFECTION.

Meticulously crafted to a level of beauty and refinement with an individual style, the luxurious Kizashi brings every sense to life. Take your first look at the beautiful surfaces of this flawless aerodynamic design. Feel the craftsmanship of the elegantly designed cabin. Then get your first taste of the sensational handling and performance abilities of the Kizashi, complete with impressive fuel economy, as you make each twist and turn in the road your own. Let your senses be inspired.



A TASTE FOR BRILLIANT DESIGN.

Anyone with a passion for elegant design and extraordinary technology will be inspired by the new Kizashi. It begins from the moment you sit in the 10-way power adjustable driver's seat* and discover everything you would expect and more from the most sophisticated of luxury sedans. The exquisitely designed centre console, a keyless push start system, advanced sporty instrumentation, soft touch audio system and dual zone climate control. That's just a taste of what makes the Kizashi a design triumph.

1. **Sports steering wheel.** Beautifully designed three-spoke, leather-wrapped sport steering wheel (XL manual urethane).
2. **Climate and audio controls.** Automatic climate control is designed so the driver and front passenger can choose different temperatures. The simple but distinct audio control panel design features soft-touch buttons.
3. **Centre console cupholders.** Cleverly designed to hold various types of containers.
4. **USB port and power socket.** Makes this instrument panel storage unit the ideal spot for an MP3 player.
5. **Keyless push start system.** Start your senses with the push of a racing-car-style engine-start button.
6. **Seat heaters:** With three temperature settings.





Overseas model shown.

MORE THAN A TOUCH OF LUXURY.

From the plush high quality leather* and expertly woven fabrics to the refined spaciousness and crafted finish of its sporty interior, the all new Kizashi is a luxury car in every sense of the word. It goes without saying you can expect every creature comfort imaginable including a remarkable 10 speaker sound system*, power operated seats* with 3 temperature heating*, and climate control with sunlight sensor for starters. You'll find more than a touch of luxury when you drive the outstanding new Kizashi.


1. **10-way driver's seat switch***. The power-adjustable driver's seat has a position memory for up to three users.

2. **Spacious boot**: The 461 litre boot can fit four golf bags or one large and two medium-size suitcases.


3. **Boot through opening**. Allows stowing of long items of luggage without folding the rear seat back.

4. **Rear armrest cupholders**. Not even the smallest luxury features have been overlooked in the Kizashi.

*Available on XLS model only.



■ Driver's seat (10-way)
■ Passenger seat (4-way)



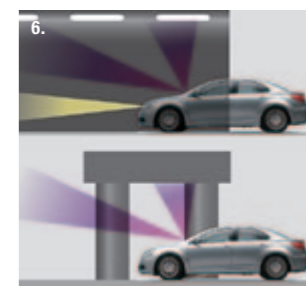


FUNCTION AND FORM.

The design team behind the Kizashi have the same obsession for functional design as they do for quality and craftsmanship. Clever, functional touches like intuitive lighting, one-touch power windows with anti-pinch function and rain sensing wipers* feature throughout the Kizashi along with more obvious luxuries like the electronic sunroof* and brilliant Rockford Fosgate sound system.* From your first drive you'll sense how everything just functions beautifully in a Kizashi.

1. **Audio system:** Powerful 425 watt Rockford Fosgate sound system with 10 speakers.
2. **Rain sensing wipers:** Automatically controlled by rain and vehicle speed.
3. **Power windows.** Power windows with front windows having one-touch up/down operation.
4. **Auto dimming rearview mirror:** Reduces reflectivity of lights from following vehicles.
5. **Sunroof:** Electronic sunroof gives greater sense of openness to cabin.
6. **Auto headlight system:** Turns lights on and off to suit driving conditions.
7. **LED shift light.** Illuminates shift lever at night.

*Available on XLS model only.






PUT YOUR SENSES INTO OVERDRIVE.

While it may be an exceptional luxury sedan, deep down the Kizashi has the soul of a sports car. Just take the Kizashi through its first tight corner and you'll experience the joy of effortless acceleration through a perfectly balanced manoeuvre. This is a remarkably dynamic driving experience that has been rigorously tested across the globe. With its smooth, powerful engine and totally accurate handling, the Kizashi inspires confidence with every bend in the road.



*ADR 81/02 combined test results.



A NEW SENSE OF POWER.

Let your senses be driven wild by the thrill of a powerful but fuel efficient 2.4 litre engine coupled with VVT (Variable Valve Timing) technology. Feel the blissfully smooth acceleration of the Kizashi's advanced 6 speed manual transmission or Continuous Variable Transmission (CVT), which changes steplessly through virtually an infinite number of effective gears. Be exhilarated by the brilliant steering response and stability of an advanced suspension system designed to give the Kizashi its lower centre of gravity. This is why the Kizashi will excite the imagination of even the most discerning driver.

- 1. **2.4-litre (131kW) engine.** Features Variable Valve Timing (VVT) technology for powerful performance with exceptional quietness and fuel economy.
- 2. **Advanced suspension.** Light but highly rigid suspension aids great handling. A lower centre of gravity design helps ensure a blissfully smooth, quiet ride.
- 3. **6-speed manual transmission shift lever.** Designed for a sporty and luxurious look and feel.
- 4. **CVT automatic shift lever.** Continuously Variable Transmission control with equally impressive design.
- 5. **Paddle shift.** Allows driver to shift 6 pre-set gear ratios manually, making the drive more sporty and exciting.

*Available on XLS model only.



**US NCAP
5-STAR
SAFETY RATING**
★★★★★
FRONT AND SIDE IMPACT
CRASH TESTS

US Government star ratings are part of the National Highway Traffic Safety Administration's (NHTSA) New Car Assessment Program (NCAP) found at safercar.gov. Tested with standard side-impact airbags.

High intensity discharge headlights*

Clearer and brighter than common halogen lights, they improve the driver's vision.

Front side airbags

Designed to protect occupants torsos in a side collision.

Side curtain airbags

Designed to cushion and protect occupants' heads and help shield from broken side glass.

Front seat belt pre-tensioners

Triggers along with airbags and tightens the seat belt to hold the occupant's body more firmly.

Front airbags

Designed to protect the driver and front passenger in a frontal collision.

Front seat belt load limiter

Releases shortly after the pre-tensioner is activated to limit restraining forces and reduce the chance of injury.



ABS (Anti-lock Braking System)

Prevents the wheel from locking during heavy emergency braking and allows the driver to steer around obstacles.

Brake Assist (BA)

Assists the driver to increase brake pressure to ensure minimal stopping distance during emergency braking.

Electronic Brakeforce Distribution (EBD)

EBD regulates front and rear brake pressure and ensures maximum braking efficiency of the rear wheels.

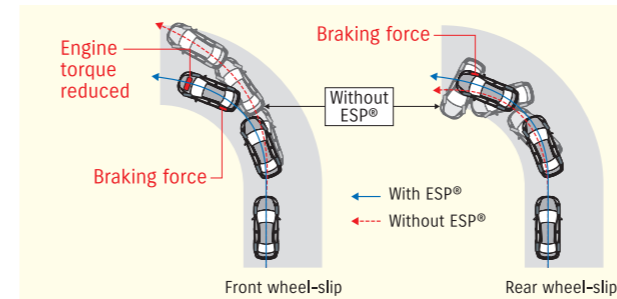
TECT

TECT = Total Effective Control Technology

Suzuki's Total Effective Control Technology crumple zones absorb energy in the event of an impact, while the frame disperses it away from the cabin occupants.

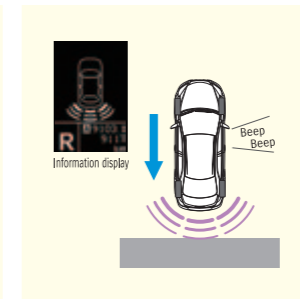
FEEL SAFE. FEEL PEACE OF MIND.

The Kizashi is a shining example of Suzuki's philosophy on safety. A belief that first and foremost, accidents can be avoided through precise handling and the combination of braking control with ESP. Of course, should an unavoidable collision occur, the Kizashi is well armed with an exceptional level of passenger protection including 6 airbags and a rigid body design that employs the latest impact absorbing materials. With advanced security technologies and parking sensor system, the Kizashi gives you peace of mind in every sense.



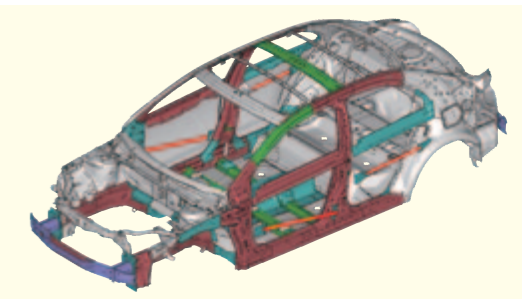
Electronic Stability Program

Kizashi is equipped with the Electronic Stability Program (ESP®) technology. This advanced safety feature helps the driver regain control of a sliding vehicle. ESP® is a computer controlled technology which uses in-built sensors to automatically apply braking to individual wheels and modulates engine power to help restore correct road alignment as soon as any loss of vehicle control is detected.



Parking sensor system*

To help you park, ultrasound sensors monitor the space around the Kizashi and sound a beeper to warn you of any nearby obstruction. The length of the intervals between beeps shows the distance to the obstruction.



Body

The Kizashi's body is light and strong thanks to extensive use of high-tensile steel. It combines structures that absorb and disperse impact energy with a deformation-resisting cabin structure. New advances over earlier bodies include greater underfloor strength for resistance to impact forces from all directions.

*Available on XLS model only.

CUSTOMISING. IT MAKES PERFECT SENSE.

To ensure the Kizashi's individual styling is perfectly matched to your own, you can customise many of the luxury sports features to suit your personal taste. Rain sensors, parking sensors, automatic headlights, lane change light indicators and the multi information display available on the Kizashi XLS can be customised to your choice of settings. This means your Kizashi will always be as unique as you are.



WAY OF LIFE!

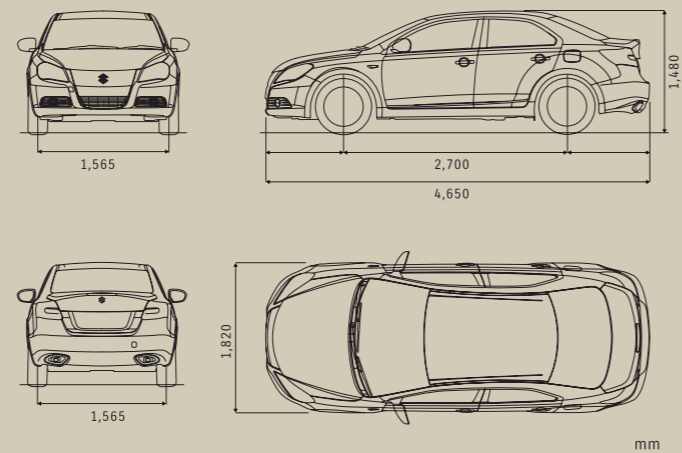
Suzuki has built a reputation for engineering innovation. Whether it's high performance cars, motorcycles or marine engines, Suzuki is constantly evolving to meet our drivers' changing demands. We pride ourselves on building stylish, versatile vehicles that live up to the Suzuki stamp of quality, originality and reliability. Kizashi is our finest example of this philosophy.



SPECIFICATIONS

KIZASHI SPECIFICATIONS		Kizashi XL	Kizashi XLS
DIMENSIONS			
Overall length	mm	4,650	
Overall width	mm	1,820	
Overall height	mm	1,480	
Wheelbase	mm	2,700	
Kerb weight - minimum MT	kg	1,445	
Kerb weight - with full options MT	kg	1,490	
Kerb weight - minimum CVT	kg	1,485	
Kerb weight - with full options CVT	kg	1,530	
Gross vehicle weight	kg	2,000	
Track - front	mm	1,565	
Track - rear	mm	1,565	
Kerb to kerb turning circle	m	11.0	
Ground clearance unladen	mm	145	
Number of doors		4	
Seating capacity		5	
Cargo capacity in litres (rear seat up)		461	
POWERTRAIN			
Engine type		2.4 litres, 4 cylinders	
Piston displacement	cm ³	2,393	
Bore x Stroke	mm	92.0 x 90.0	
Variable valve timing/camshaft		std	
Maximum power	kW @ rpm	131 @ 6,500	
Maximum torque	Nm @ rpm	230 @ 4,000	
Transmission type		6-speed manual CVT auto	6-speed manual CVT auto with paddles
Gear ratios (manual)		1st	3.615
		2nd	2.047
		3rd	1.379
		4th	1.029
		5th	0.837
		6th	0.707
		Reverse	3.481
Gear ratios (CVT)		Final Drive	4.117
			2.349 - 0.394
Final Drive		5.798	
Compression Ratio		10	
Fuel distribution		Multipoint injection	
TOWING CAPACITY			
Braked	kg	1700	
Unbraked	kg	720	
Tow ball download	kg	75	
BRAKES			
Front		ventilated disc	
Rear		solid disc	
SUSPENSION			
Front		MacPherson strut	
Rear		multi-link	
TYRE AND WHEELS			
Tyres (width / profile)	width / profile	215 / 55	235 / 45
Wheels		17" alloy	18" alloy
Spare		full size, alloy	full size, alloy
FUEL			
Fuel tank capacity	L	63	
Consumption*	L/100km (manual/auto)	7.9 / 7.9	7.9 / 7.9
AUDIO			
CD player		std	std
MP3 capable		std	std
External devices connectivity		USB	USB
Remote audio controls		std	std
Speakers (number)		7	9 + subwoofer
EXTERIOR			
Headlights		halogen	HID

KIZASHI SPECIFICATIONS	Kizashi XL	Kizashi XLS
Front fog lights	-	std
Door mirrors	electric adjust	electric adjust
Windshield wipers with rain sensor	-	std
Parking sensors	-	std (front : rear)
Sunroof	-	std
INTERIOR		
Power steering	std	std
Steering wheel (urethane)	std (man. only)	-
Steering wheel (leather wrapped)	std (CVT only)	std
Steering wheel adjustment	tilt : telescopic	tilt : telescopic
Keyless start	std	std
Cruise control	std (CVT only)	std
Power windows	std (front : rear)	std (front : rear)
Power door locks	std, remote	std, remote
Air conditioning	dual zone climate control	dual zone climate control
Pollen filter	std	std
Rear view mirror auto dimming	-	std
Seat upholstery	fabric	leather
Front seat height adjustment	driver	-
Power seat (driver) - 10 way	-	std
Power seat (front passenger) - 4 way	-	std
Lumbar adjust	-	driver
Seat back pockets	driver : pass side	driver : pass side
Rear seats	60 : 40 split	60 : 40 split
Head rests	front 2 : rear 3	front 2 : rear 3
12v power outlet	std	std
SAFETY & SECURITY		
Immobiliser	std	std
Anti-theft alarm	std	std
Front airbag	std	std
Side airbag	std	std
Curtain airbag	std	std
Anti-lock braking system (ABS)	std	std
Electronic brake distribution (EBD)	std	std
Brake assist system (BAS)	std	std
Vehicle Stability Control (ESP®)**	std	std
Traction control	std	std
Front seat belts	3-point ELR, with pre-tensioners	3-point ELR, with pre-tensioners
Rear seat belts	3x 3-point	3x 3-point



COLOURS



Snow White Pearl



Premium Silver Metallic*



Fervent Red*



Prussian Blue Pearl*



Super Black Pearl*

*Additional premium/metallic paint charge.

*ADR 81/02 combined. Actual results may vary. **ESP is a trademark of Daimler AG.

All care is taken to ensure the accuracy of this brochure at the time of publication approval. Specifications, features, prices and model availability may vary from State to State and may change without notice. Always consult your authorised Suzuki Dealer or refer to www.suzuki.com.au for the latest details on all models. SUZUKI AUSTRALIA will not be held liable for any loss as a result of reliance on the content of this brochure, whether in negligence or otherwise. Vehicles are shown for illustrative purposes only and may not depict exact Australian specifications.

www.suzuki.com.au

