



CITROËN C4



## THE IRRESISTIBLE CITROËN C4

The Citroën C4 has undergone a dynamic upgrade with a restyled exterior, a new engine range, enhanced interior and several new technology features. Australia's most successful and most loved Citroën, just got better. The dynamic redesigned front end styling and integrated chevron grille is familiar, yet instantly fresher and more appealing. On the inside the feeling of quality has been enhanced with new trim materials, adjustments to the cockpit layout, and new interactive features for driving convenience and enjoyment. Under the bonnet, 2 new petrol engines (1.6L and the 1.6L Turbo) have been introduced to join the 1.6L and 2.0L Diesel engines, delivering more on-road pleasure with significantly reduced fuel consumption and emissions. This is a car that is instantly sporty yet reassuring, refined yet dynamic.







## ELEGANT STYLING

Stylish boomerang shape headlamps extend high into the sides of the vehicle for a dynamic look.

The double chevron logo sits proudly in chrome at the front of the car, linked perfectly with the double bar grille.

The Citroën C4 design has undergone subtle tweaks in the overall exterior giving it a stronger build and a slightly longer body length.

The innovative Citroën C4 cockpit design offers an abundance of space and light and functionality. This, combined with innovative design and high quality materials, create a cossetting and spacious driving experience.

Diesel or petrol, the engine range of the Citroën C4 is at the forefront of motor industry technology and are amongst the best in their segment in terms of high efficiency and low emissions.

The advanced engine range is matched to two automatic gearboxes (4 or 6 speed), two manual gearboxes (5 or 6 speed), and a 6 speed semi-automatic EGS gearbox.







## THE CITROËN C4 BOASTS THE PERFECT LAYOUT

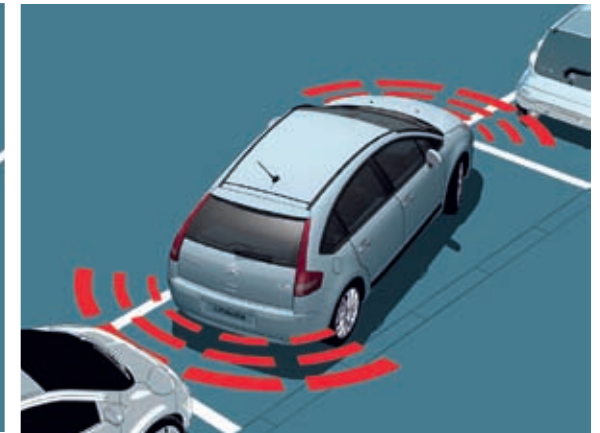
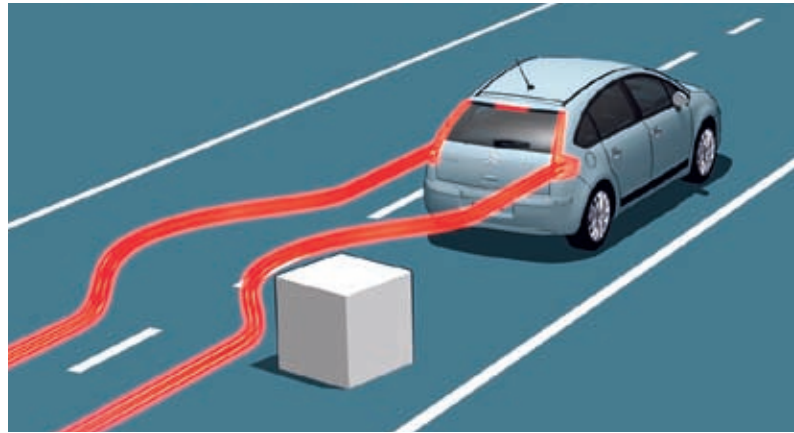
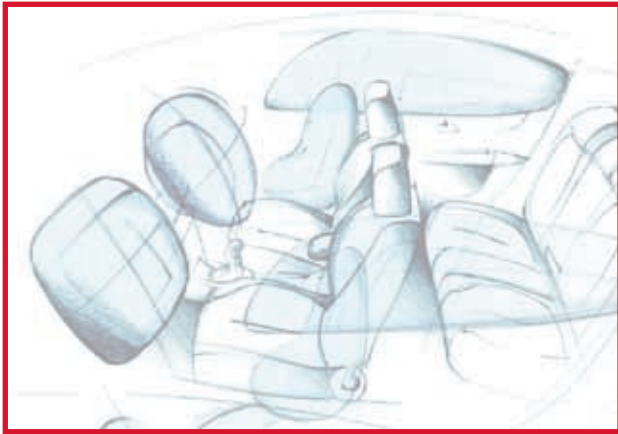
Everything is where it needs to be for optimal safety, comfort and sheer enjoyment. The unique, intelligent simplicity of the interior layout makes the Citroën C4 a driving environment like no other. Stylish and ever more practical, the distinctive centred 'head-up' display has been thought-out. All vital driving information is included and it is clearly visible at a glance. Citroën's trademark fixed-hub steering wheel ensures that all important controls and lights remain fixed in one spot for easy and quick operation at all times. Adjustable seats, new trim level options, climate control, automatic lights and rain sensitive wipers, auto-dimming rear view mirror, and an on-board trip computer are just some of the intelligent features available.

Citroën's innovative fixed hub steering wheel is designed for increased safety and functionality at your fingertips. The design also ensures that the air-bag always deploys at the optimum angle. The 'head-up' instrument display is centred in the dash and incorporates the rev counter, allowing all driving information to be clearly visible from the one location.

Speed limiter and cruise control are useful features for inner city and long-distance driving. They allow you to set a maximum speed or maintain a desired speed automatically.







## TOTAL SAFETY

The Citroën C4 has a 5 Star EuroNCAP rating and is equipped with six airbags as standard on all models. The front airbags have adaptive inflation which is controlled according to the severity of the impact.

The Citroën C4's braking system combines ABS with Electronic Brakeforce Distribution, and Emergency Braking Assistance. ABS prevents the wheels locking under heavy braking, EBA deploys full force of braking pressure in emergencies, and EBD distributes braking pressure between all wheels to maintain stability.

The Electronic Stability Program (if fitted) monitors the car's progress through a bend and automatically modifies the engine's torque and applies the brakes if oversteer or understeer is detected. Optional front and rear park assist sensors contribute to added safety when parking or reversing your car. The system alerts the driver as to the proximity of objects either behind or in front of the car which is excellent for inner city driving.

A standard feature on all models, the on-board trip computer keeps track of all driver-useful information such as distance travelled, fuel consumption, average speeds, and if necessary, displays warning messages.

Air conditioning with a pollen and pollutant gas filter and a scented air freshener dispenser styled to match the dash are standard across the Citroën C4 range. A dual zone, dual adjustment climate control system is standard on the exclusive models and optional on all other models.





16" Wheel trim



Try web cloth



Mistral '3D X-Ray'



16" Olympie Alloy wheel



Mistral black leather




Lama light grey leather




17" Volubilis Alloy wheel



Gris Thorium (M)



Noir Perla Nera (P)



Bourrasque (M)



Blanc Banquise




Bleu Abysses (P)



Rouge Lucifer (P)



Gris Aluminium (M)



Mativoire (M)

# WHEELS, COLOURS AND TRIM

(M) - Metallic (P) - Pearlescent

C4 SPECIFICATIONS	1.6L PETROL	1.6L TURBO PETROL	1.6L HDI	2.0L HDI AUTO
<b>ENGINE</b>				
Cylinders	4	4	4	4
Cubic Capacity	1598	1598	1560	1997
Valves Per Cylinder	4	4	4	4
Maximum Power (kW@rpm)	88 / 6000	110 / 5800 & 103 / 6000	80 / 4000	100 / 4000
Maximum Torque (Nm@rpm)	160 / 4250	240 / 1400 to 4000	240 / 1750	320 / 2000
Overboost Function at Full Engine Load (Nm@rpm)	–	–	260 / 1750	340 / 2000
Induction	Electronic multipoint fuel injection with VVT (variable valve timing) and variable valve lift	Twin scroll turbo petrol with intercooler, VVT (variable valve timing) and direct fuel injection	Turbo Diesel with intercooler and computer controlled direct injection	Turbo Diesel with intercooler and computer controlled direct injection
Fuel Tank Capacity	60	60	60	60
<b>TRANSMISSION</b>				
5 Speed Manual	•	–	•	–
6 Speed Manual	–	•	–	–
6 Speed Electronic Gearbox System (EGS)	–	–	•	–
4 Speed Sequential Auto-Adaptive Automatic	•	•	–	–
6 Speed Sequential Auto-Adaptive Automatic	–	–	–	•
<b>WHEELS AND TYRES</b>				
Tyre Size	205 / 55 R16 90 V	205 / 50 R17 89W	205 / 55 R16 90 V	205 / 50 R17 89W
16" Steel Wheels	•	–	•	–
16" Olympic Alloy Wheels (set of 4)	▲	–	▲	–
17" Volubilis Alloy Wheels (set of 4)	–	•	–	•
Tyre pressure sensors on 17" Alloy Wheels (set of 4)	–	▲	–	▲
<b>BRAKES</b>				
Ventilated Front Discs	•	•	•	•
Rear Discs	•	•	•	•
ABS	•	•	•	•
Electronic Brake Assist (EBA)	•	•	•	•
Electronic Brake Force Distribution (EBD)	•	•	•	•
Electronic Stability Program (ESP)	–	•	•	•
Hill Start Assist	–	–	•	–
<b>STEERING</b>				
Variable Power Assisted Steering	•	•	•	•
Turning Circle – Between Kerbs (m)	10.7	10.7	10.7	10.7
<b>SUSPENSION</b>				
Front	Independent with MacPherson type struts and anti-roll bar			
Rear	Trailing arms – Deformable axle			
<b>WEIGHTS</b> (M=Manual, A = Automatic, S-A = Semi-automatic)				
Unladen Weight (EEC) kg	1220 M / 1273 A	1276 M / 1290 A	1280 M / 1293 S-A	1416 A
Gross Vehicle Weight (EEC) kg	1731 M / 1761 A	1763 M / 1776 A	1800 M / 1800 S-A	1880 A
Gross Train Weight (EEC) kg	3031 M / 3031 A	3163 M / 3076 A	3100 M / 3100 S-A	3450 A
Max Roof Rack Load kg	75	75	75	75
Maximum Tow Bar Down Weight kg	65	70	65	70
Maximum Trailer Towing Weight kg	Braked 1300 M / 1270 A	1400 M / 1300 A	1300 M / 1300 S-A	1570 A
	Unbraked 645 M / 670 A	645 M / 680 A	677 M / 675 S-A	740 A
<b>EXTERIOR DIMENSIONS</b>				
Length (mm)	4275	4275	4275	4275
Width (including mirrors) (mm)	1964	1964	1964	1964
Height (mm) – (Depending on wheels and tyres fitted)	1456 to 1496	1456 to 1496	1456 to 1496	1456 to 1496
Wheelbase (mm)	2608	2608	2608	2608
<b>INTERIOR LOAD DIMENSIONS</b>				
Boot Volume – seats up (dm <sup>3</sup> ) below parcel shelf	320	320	320	320
Boot Volume – seats down (dm <sup>3</sup> )	1083	1083	1083	1083
Boot Length – seats up (mm)	794	794	794	794
Boot Length – seats down (mm)	1385	1385	1385	1385
Boot Opening Width (mm)	862 – 1034	862 – 1034	862 – 1034	862 – 1034
Maximum Width (at arches)	1034	1034	1034	1034

C4 SPECIFICATIONS	1.6L PETROL	1.6L TURBO PETROL	1.6L HDI	2.0L HDI AUTO
<b>PERFORMANCE</b>				
Maximum Speed (km/h) Manual/Semi Automatic Gearbox	195 / –	212 / –	192 / 192	–
Maximum Speed (km/h) Automatic Gearbox	187	202	–	206
0-100 km/h (sec)	10.0 / 11.9	8.4 / 9.7	11.2 / 11.2	10.4
0-1000 metres (sec)	31.4 / 33.6	29.5 / 29.9	32.6 / 32.6	31.7
<b>WARRANTY</b>				
Vehicle	3 years / 100,000 kms			
Paint	3 years			
Corrosion	12 years			
Road Side Assistance	3 years			
<b>SAFETY</b>				
Adaptive Driver & Passenger Airbags	•	•	•	•
Side Airbags – Front Seats	•	•	•	•
Full Length Curtain Airbag	•	•	•	•
Fixed Hub Steering Wheel	•	•	•	•
Energy Absorbing Side Impact Protection	•	•	•	•
ABS with Electronic Brakeforce Distribution (EBD)	•	•	•	•
Emergency Brake Assistance (EBA)	•	•	•	•
Auto Hazard Lights on Under Rapid Deceleration	•	•	•	•
Electronic Stability Program (ESP)	–	•	•	•
Five x 3 Point Inertia Reel Seat Belts	•	•	•	•
Front Seat Belt Pretensioners with Force Limiters	•	•	•	•
Seat Belt Force Limiter on Two Outer Rear Seats	•	•	•	•
Height Adjustable Front Seat Belts	•	•	•	•
Seatbelt Unfastened Warning Lights and Sound	•	•	•	•
Height and Tilt Adjustable Front Head Restraints	•	•	•	•
Three Height Adjustable Rear Head Restraints	•	•	•	•
Tyre Pressure Sensors	–	▲	–	▲
Electric Rear Child Safety Locks	•	•	•	•
Child Lock Indicator	•	•	•	•
Rear Anchor Points for Child Seat Restraint	•	•	•	•
Automatic Door Unlocking in Case of Accident	•	•	•	•
Fuel Cut-off Device	•	•	•	•
Transponder Immobiliser	•	•	•	•
<b>SECURITY</b>				
HF Remote Control Plip with Fold-out Key	•	•	•	•
Indicator Sound for 'Lights-on' and 'Keys-in Ignition'	•	•	•	•
Indicator Warning when Boot and Doors Open	•	•	•	•
Remote Central Locking with Plip Key	•	•	•	•
Automatic Central Lock when Driving Away (10km)	•	•	•	•
Push Button Central Locking Button on Dash	•	•	•	•
Permanent Display of Door Locking Status	•	•	•	•
Deadlocking	•	•	•	•
Auto Locking when Vehicle Unlocked but not Opened	•	•	•	•
Electric Child Locking for Rear Doors and Windows	•	•	•	•
Transponder Immobiliser with Rolling Code	•	•	•	•
Outside Temperature Indicator with Ice Alert	•	•	•	•
Windscreen View of VIN	•	•	•	•
VIN Coded Audio System	•	•	•	•
Locking Fuel Filler Cap	•	•	•	•
<b>INTERIOR FEATURES</b>				
Multi-function Fixed-Centred Controls Steering Wheel	•	•	•	•
Leather Steering Wheel	–	•	•	•
Height and Reach Adjustable Steering Wheel	•	•	•	•
Auto Dimming Rear View Mirror	–	•	–	•
Automatic Headlights on at Dusk	•	•	•	•
Automatic Rain Sensing Wipers	•	•	•	•
Cruise Control and Speed Limiter	•	•	•	•

C4 SPECIFICATIONS	1.6L PETROL	1.6L TURBO PETROL	1.6L HDI	2.0L HDI AUTO
<b>INTERIOR FEATURES</b>				
Black Panel function	•	•	•	•
Rear Window Demister	•	•	•	•
Electric Front and Rear Windows with Anti-pinch Feature	•	•	•	•
One-touch Up and Down Windows (All)	•	•	•	•
Althermic Windscreen – Laminated – Metallic	•	•	•	•
Front Survivors with Vanity Mirrors	•	•	•	•
Front 12 Volt Socket	•	•	•	•
Front Ashtray	•	•	•	•
<b>INTERIOR CLIMATE CONTROL</b>				
Air Conditioning	•	–	•	–
Automatic Dual Zone/Dual Distribution Climate Control	▲	•	▲	•
Scented Air Freshener Diffuser	•	•	•	•
Pollen and Odour Filter	•	•	•	•
Cooled Glove Box	•	•	•	•
<b>IN CAR ENTERTAINMENT</b>				
Radio/Single CD with Bituner & MP3 Compatible	•	•	•	•
Bluetooth with USB Connectivity	▲	▲	▲	▲
Six Speakers	•	•	•	•
Speed Sensitive Volume Control	•	•	•	•
Audio Controls on Steering Wheel	•	•	•	•
Antenna on Roof	•	•	•	•
<b>SEATING AND TRIMS</b>				
Cloth Trim	•	–	•	–
3D X-Ray	–	•	–	•
Leather Trim Pack Available in Dark Grey or Beige includes: • 8-way Electrically Adjustable Driver's Seat • 2 Position Memory on Driver's Seat • Heated Front Seats • Electrically Folding Rear-view Mirrors	–	▲	–	▲
Driver's seat height adjustment	•	•	•	•
Front Centre Adjustable Armrest	–	•	–	•
Electrically Adjustable Door Mirrors	•	•	•	•
Storage Net on Backs of Front Seats	•	•	•	•
2/3-1/3 Split Fold Rear Seat Providing Flat Floor	•	•	•	•
Rear Centre Armrest with Storage Compartment	–	•	–	•
Three Rear Head Restraints	•	•	•	•
Four Grab Handles	•	•	•	•
Front and Rear Floor Mats – Accessory	▲	▲	▲	▲
<b>STORAGE</b>				
Glove Box Illuminated and Cooled	•	•	•	•
Storage Compartment on Glove Box Lid	•	•	•	•
Storage on Handbrake Console	•	•	•	•
Push/Pull Drawers Under Side and Central Air Vents	•	•	•	•
Storage Drawer Under Passenger Seat	•	•	•	•
Driver's Side Storage	•	•	•	•
Storage in Front Door Pockets	•	•	•	•
Storage in Rear Door Pockets	•	•	•	•
Storage in Centre Rear Armrest	–	•	–	•
Open Storage in Left and Right Side of Boot	•	•	•	•
Storage Nets on Backs of Front Seats	•	•	•	•
<b>DRIVER INFORMATION</b>				
Multi-function On-board Trip Computer	•	•	•	•
Speedometer	•	•	•	•
Digital Rev Counter	•	•	•	•
External Temperature Display	•	•	•	•
Water Temperature and Fuel Gauges	•	•	•	•
Maintenance Indicator	•	•	•	•
Oil Level Indicator	•	•	•	•

C4 SPECIFICATIONS	1.6L PETROL	1.6L TURBO PETROL	1.6L HDI	2.0L HDI AUTO
<b>DRIVER INFORMATION</b>				
Black Panel Function	•	•	•	•
Door/boot Ajar Indicator Light	•	•	•	•
Check Function	•	•	•	•
<b>EXTERIOR FEATURES</b>				
Rear Electronic Park Assistance	–	▲	–	▲
Front and Rear Electronic Park Assistance	–	▲	–	▲
Location of Car Via Plip	•	•	•	•
Electrically Adjustable Rear View Door Mirrors	•	•	•	•
Rear View Mirrors with Body Colored Top Case	•	•	•	•
Heated Rear Windscreen	•	•	•	•
Intermittent Rear Windscreen Wiper	•	•	•	•
Rear Auto Wiper when Car in Reverse and Front Wipers On	–	•	–	•
Body Coloured Bumpers	–	•	–	•
Body Coloured Painted Door Handles	•	•	•	•
Black Side Mouldings	•	•	•	•
Chrome Effect on Front Fog Lights Inserts	–	•	–	•
<b>LIGHTING AND VISIBILITY – EXTERIOR</b>				
Halogen Headlights	•	•	•	•
Headlight Beam Height Adjustment on Dash	•	•	•	•
Automatic Headlights on at Dusk	•	•	•	•
Automatic Rain Sensing Wipers	•	•	•	•
Fog Lights in Front Bumper	▲	•	•	•
Rear Fog Light and Reversing Light	•	•	•	•
High Mounted LED 3rd Stop Light	•	•	•	•
'Lights-on' Security Delay Operated Via Plip or Stalk	•	•	•	•
'Lights-on' Audible Warning	•	•	•	•
<b>LIGHTING AND VISIBILITY – INTERIOR</b>				
Front Ceiling Light with Integral Map Reading Lights	•	•	•	•
Rear Ceiling Light with Integral Map Reading Lights	•	•	•	•
Adjustable Lighting for Instrument Panel	•	•	•	•
Glove Box, Ash Tray, Boot Lighting	•	•	•	•
<b>OPTIONS</b>				
16" Olympic Alloy Wheels (set of 4)	▲	–	▲	–
Tyre Pressure Sensors on 17" Alloy Wheels (set of 4)	–	▲	–	▲
Automatic Dual Zone/Dual Distribution Climate Control	▲	•	▲	•
Leather Trim Pack	–	▲	–	▲
Front and Rear Floor Mats – Accessory	▲	▲	▲	▲
Rear Electronic Park Assistance	–	▲	–	▲
Front and Rear Electronic Park Assistance	–	▲	–	▲
Fog Lights in Front Bumper	▲	•	•	•
Xenon Bi-directional Headlights with Washers	–	▲	–	▲
Bluetooth with USB Connectivity	▲	▲	▲	▲
Navidrive GPS Navigation with Phone	–	▲	–	▲
Metallic/Pearlescent Paint	▲	▲	▲	▲
Panoramic Roof	▲	▲	▲	▲

• = Standard ▲ = Optional\* – = Not available

\*Optional features available at an additional cost

