



ESP® is a registered trademark of Daimler Chrysler AG. Bluetooth® is a registered trademark and logo of Bluetooth SIG, Inc.

A word about this catalogue. We have tried to make this catalogue as comprehensive and factual as possible. However, since the time of printing some of the information you'll find here may have been updated. Also, some of the equipment shown or described through this catalogue may have been changed and / or is available at extra cost. Further, GM Holden Ltd. reserves the right to make changes at any time without notice, in prices, colours, materials, equipment and models. Your Holden Dealer has details, and before ordering, you should ask them to bring you up to date. No Holden Dealer or other person is authorised or permitted to give or make any statement, assertion or undertaking in relation to the quality, performance characteristics, descriptions or fitness for any purpose of any Holden product which is at variance with any written statement, assertion or undertaking on any of these subjects given or made by GM Holden Ltd ABN 84 006 893 232 in its published sales literature, and GM Holden Ltd does not accept any liability for any such unauthorised action. GM Holden Ltd has authorised Dealers in many parts of Australia for the sale of service parts and the provision of service to owners of Holden's products. Every endeavour is made to ensure that such dealers carry adequate stocks of service parts, but GM Holden Ltd doesn't make any promise other than that contained in the New Vehicle Warranty given by GM Holden Ltd that such parts or service facilities will be available at any specific location or at any particular time. Express warranties offered for Holden products are subject to the conditions set out in all vehicle handbooks. Details also available from GM Holden Ltd on request. Copyright GM Holden Ltd. April 2008. emerystudio @TEVE0108 AD12522



**The ultimate**

More than half a century ago – 1951 to be exact – that's when it began. Two door cabin, tray at the rear, a big six with three on the tree and rear wheel drive. A legend was born. The Holden Ute was go.

Almost two dozen more models would follow. Working vehicles, every one of them. Each more capable than its predecessor. Each smarter, safer, sleeker and more refined. And like every Holden, each a driver's car at heart.

But never – never in all that time – has the next generation leapt as far ahead as the new Holden VE Ute.

Building on the past. Equipped for the future. This is the one. The ultimate. The new Holden Ute.

Go harder

SSV-Series in Atomic







100% pure Holden muscle

One glance and you know. The cabin and tray are in perfect proportion. The sweeping lines and athletic stance. It's 100% pure Holden muscle from nose to tail.

You can picture it working the land. Working the trades. Doing whatever's needed to get the job done and doing it easily. And like every Holden Ute before it, looking right at home in any Australian landscape.

An inspired design. The shape of things to come, the new Holden Ute is here.



#### Dynamic road handling

Tap the accelerator and feel the free flowing V6 or V8 power surge. Faster off the mark than ever, the new Holden Ute launches into every journey, and through every bend, with the spirit and dynamic road handling of a sports sedan.

Bigger, wider tyres maximise grip at every turn. Larger front and rear disc brakes maximise stopping power. Advanced safety systems – including Electronic Stability Program – maximise control. And Holden's advanced Linear Control Suspension maximises steering precision and responsiveness.

The vehicle's low centre of gravity and independent rear suspension ensure ride quality is equally accomplished. Fully laden with trailer in tow, or with just yourself for company, the new Holden Ute is designed to remain flat and stable through corners, centred on the open road and composed on the rough.







**Practically perfect, inside and out**

Every driving task made easier and more intuitive. Every cargo space optimised for maximum usable volume, ease of access, durability and functionality. The new Holden Ute is practically perfect, inside and out.

Take a seat and make yourself comfortable in the extended cabin space. Get driving information at a glance from the new instrumentation and electronic display. And carry up to 245 litres of trip essentials in the expanded behind seat storage – all of it instantly accessed via the one touch release integrated into each seat.

Working conditions outside have also been enhanced, with a high-density polyethylene tubliner now standard across the range. Not only does it protect the tub, its advanced ergonomic design maximises the convenience and flexibility of the payload area.

Grooved floor rails help you manoeuvre bulky items with minimal effort. Load ramp recesses are moulded into the tailgate, as are cup holders. While tie down hooks mounted fore, aft and centre help ensure cargo completes each journey exactly where you left it.





Omega  
with Metro cloth trim



SS  
with Redhot cloth trim



SV6  
with Onyx cloth trim



SS V-Series  
with Redhot leather trim,  
instruments and dash



# Safety

The new Holden Ute's advanced multi-layered driver defence system surrounds you – literally – with state-of-the-art active and passive safety features. The former to help prevent collisions; the latter to help prevent injury in the event of a collision.

## Active safety

Up to 200 times a second – that's how often the new Ute's active safety systems monitor on-road dynamics. Everything from the vehicle's speed, lateral acceleration and rotation, to the steering wheel angle and brake force you apply.

When normal tolerances are exceeded, one or more of the following systems initiate integrated – non-intrusive – counter measures to help ensure you retain maximum control of the vehicle.

Co-ordination of active safety features Be it from the Electronic Stability Program (ESP®) for turning and cornering. The Traction Control System (TCS) that minimises slip when accelerating. Or the Anti-lock Braking System (ABS) with Electronic Brake Assist (EBA) and Electronic Brakeforce Distribution (EBD) that helps you stop quickly with maximum control. You can expect 360° support from the new Ute's integrated active safety systems.


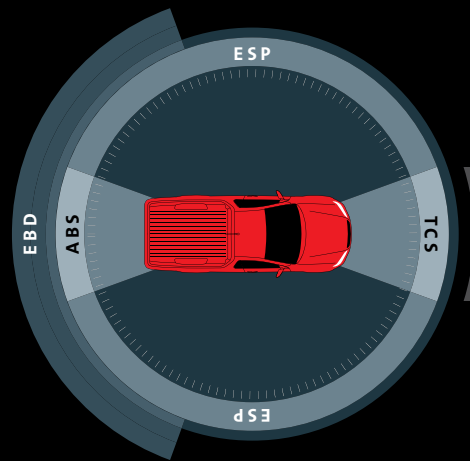
**ESP® Electronic Stability Program** ESP® constantly compares the vehicle's movements with the steering wheel angle to determine if the vehicle is moving in the direction you intend. If skidding appears imminent, ESP® applies brake pressure to individual wheels as appropriate and, if necessary, trims engine power. This dramatically increases turning and cornering safety, especially in 'evasive action' situations.

**TCS Traction Control System** Designed to minimise slippage during acceleration, TCS recognises if either rear wheel has insufficient grip and adjusts drive force and brakeforce accordingly. It reduces wheel spin when accelerating on wet and icy roads, and also in 'split' conditions, such as when a vehicle has two wheels on bitumen and two on a gravel verge.

**ABS Anti-lock Braking System** If wheel 'lock up' is detected under forceful braking, ABS momentarily reduces brake pressure at the affected wheel. This improves braking efficiency – reducing stopping distances on most surfaces – and helps maintain steering control to ensure the vehicle remains directionally stable.

**EBA Electronic Brake Assist** In emergency braking situations, few drivers actually press the brake pedal firmly enough to achieve maximum braking performance. EBA is designed to sense how fast you press the brake pedal in an emergency, and maximise braking pressure to optimise braking performance.

**EBD Electronic Brakeforce Distribution** When a vehicle brakes, weight transfers to the front wheels. By regulating the brakeforce applied to each wheel, EBD ensures optimal balance between front and rear brakes, which helps minimise stopping distances.

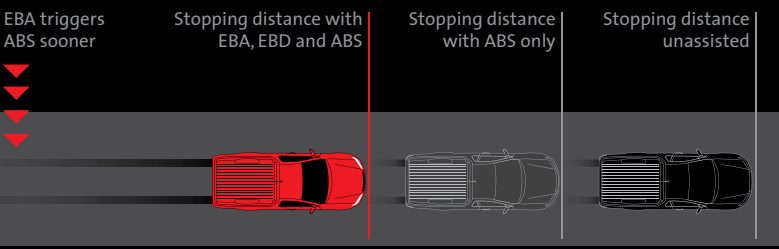


So what if... You have to avoid an unexpected obstacle in the road, end up with two wheels on the gravel verge, and then need to brake suddenly.

ESP® brakes the left rear wheel momentarily to avoid understeer.

TCS reduces torque to the left rear wheel to reduce slip.

ESP® brakes the right front wheel momentarily and reduces engine power to correct oversteer.



Sensing an emergency stop, EBA initiates maximum brakeforce, ABS maximises brake efficiency and EBD maintains optimal front/rear brake balance.

Stopping distance will depend on road surface and vehicle load conditions

## Passive safety

A collision is a contest between impact energy and your vehicle's safety features. You want everything possible on your side.


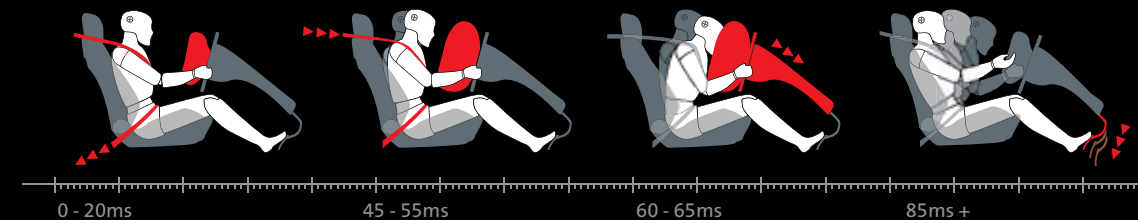
That's why the new Ute features Holden's Adaptive Occupant Restraint System – which includes dual-stage front airbags for driver and passenger – as well as multiple load paths to help channel impact energies and a safety cell reinforced with ultra high strength steel.

Most impressive of all, in a frontal crash, the new Ute can automatically initiate and co-ordinate all on-board passive safety measures in an incredible 90 milliseconds (ms) – about the time it takes to snap your fingers.

**Safety cell, crumple zones and load paths** In frontal and rear collisions, impact energy is absorbed by crumple zones and channelled away from the driver and occupants via multiple load paths.

The new Ute's multiple load path strategy is also integral to side impact protection, as is the vehicle's safety cell. Strategically reinforced with steel seven times stronger than your average steel, it offers protection against passenger safety cell intrusion.

- crash sensors
- 1 driver's front airbag
- 2 passenger's front airbag
- 3 front crumple zone
- 4 passenger safety cell
- 5 rear crumple zone



**Pyrotechnic seatbelt pretensioners** When an impact of sufficient severity is detected, small explosive charges force the front seatbelt buckles towards the cabin floor. This tightens the seatbelts and helps hold both driver and passenger firmly against their seats.

**Dual-stage front airbags** For maximum protection in certain frontal collisions, the front airbags for driver and passenger inflate in two stages and deploy according to the severity of impact. The 60 litre driver airbag can fully inflate in 30 milliseconds from the time it is triggered. The front passenger airbag can inflate in 40 milliseconds from the time it is triggered.

**Load limiters** The seatbelts incorporate a load limiting system that helps control the level of force applied to an occupant during an accident. This in turn helps reduce seatbelt related injury.

**Emergency shutdown** Following a collision where airbags or seatbelt pretensioners have deployed, on-board safety systems will turn off the engine and fuel pump. The doors will also be unlocked, and hazard and interior lights will be turned on, if battery power is available.

**Steering and brake pedal safety** In severe frontal impacts, the steering column can collapse and to help prevent leg injury, the brake pedal can detach.

Diagrams for illustration purposes only

# Power


## Alloytec V6

Power to spare, from one of the most sophisticated and advanced production engines ever manufactured in Australia. That's what you can look forward to when you turn the key and experience the exhilarating performance of an Alloytec V6 engine.

A proven world-class engine in every respect, it's now available in two 3.6 litre variants:

- Alloytec V6 – available on Omega 180kW\* of power at 6000rpm 330Nm\* of torque at 2600rpm
- High Output Alloytec V6 – available on SV6 and Omega with 6-speed manual transmission. 195kW\* of power at 6500rpm 340Nm\* of torque at 2600rpm

\* Maximum figures as per ECE regulations



Engine hardware may vary

## Generation 4 Alloy V8

For ultimate road dominating power and supremely responsive performance, there's only one choice: the 6.0 litre Generation 4 Alloy V8.

Available with the SS and new, range-topping SS V-Series, it generates an awesome 270kW\* of power and 530Nm\* of torque, giving it exceptional performance and towing capabilities. Its features include:

- Aluminium alloy construction, creating a lightweight engine for a smoother ride.
- Improved weight distribution allows for more precise steering response, which translates into more agile handling.
- A one-piece induction system made from composite materials, for smooth airflow and superior breathing.

\* Figures quoted using 98 RON (PULP)



Engine hardware may vary

## Transmissions



**4-speed automatic transmission**  
Using an input speed sensor that matches engine revs with gear changes, this 4-speed automatic transmission ensures refined, smooth and consistent gearshifts for Omega drivers.



**5-speed automatic transmission with Active Select**  
Teamed with the Alloytec High Output V6 engine on the SV6, the 5-speed automatic transmission with Active Select delivers smooth, crisp – almost seamless – gearshifts.



V6 engine



V8 engine

**6-speed manual transmission**  
Designed with a super smooth short throw for more spirited driving, the 6-speed manual transmission has the ideal first gear launch feel and lower cruising revs in sixth. Mated with the Alloytec High Output V6 engine on the Omega and SV6, and the Generation 4 Alloy V8 on the SS and SS V-Series, it's the obvious choice for those who prefer a 'hands-on' approach.



**6-speed automatic transmission with Active Select**  
Paired perfectly to the 6.0 litre Alloy V8 engine on the SS and SS V-Series, the optional 6-speed automatic transmission has a truly world class shift feel and delivers improved acceleration. Active Select gives you the added advantage of one touch switching between automatic or manual gear shifting.



# Omega



**Built to work. Engineered to last. Designed to enjoy. With Electronic Stability Program as standard, the new Omega leads the way, in every way. Its new levels of cabin comfort, equipment and legroom will appeal. Its generous interior storage space will surprise. And its extra payload flexibility will impress you every bit as much as its affordability.**

Standard features include:

- 180kW,\* 3.6 litre Alloytec V6 engine with 4-speed automatic transmission or
- 195kW,\* 3.6 litre High Output Alloytec V6 engine with 6-speed manual transmission
- Electronic Stability Program (ESP®) incorporating:
  - Anti-lock Braking System (ABS)
  - Electronic Brakeforce Distribution (EBD)
  - Electronic Brake Assist (EBA)
  - Traction Control System (TCS)
- Dual-stage front airbags for driver and passenger
- Trip computer
- 2 Priority keys

Specific feature highlights:

- 16" steel wheels
- Versatile high density polyethylene tubliner
- CD audio system with auxiliary input jack for external music sources
- Power windows
- Cruise control
- Rear panel storage compartments with nets (2)
- 5" Multifunction display
- Illuminated steering wheel mounted controls
- Dual exhaust outlets\*

\* 195kW 3.6 litre High Output Alloytec V6 engine

# Maximum figures as per ECE regulations

#### Dual exhaust outlets

Opt for the 195kW, 3.6 High Output Alloytec V6 engine under the bonnet of your Omega and you also get a 6-speed manual transmission and dual exhaust outlets as standard.

#### Behind seat storage

Behind the seats you'll find 220 litres of flexible storage space – more than enough to stow a rolled up soft tonneau cover – plus a further 25 litres of sub-floor space with netting to secure your belongings in place.

#### One touch seat release

The one touch seat release is integrated into the driver and passenger seat allowing you to access the ute's behind seat storage space with ease.

#### Priority key

Two priority keys store individual driver preferences, such as trip computer display options, personalisation settings and radio station presets. Your preferred settings take effect the moment you unlock your car remotely.

#### Intuitive controls

Audio systems and the optional air conditioning are operated from the centre console, which is shaped to bring the controls to you. Audio settings are verified visually on the console display.

#### On-board trip computer

Trip distance, average speed, average fuel usage, distance to go, time to go, range, odometer and speed – you have the choice to show it all, or personalise what's displayed to suit your preferences. You can also use the trip computer to generate audio and visual overspeed and underspeed warnings.







Sports instrumentation with centre display

The SV6 centre driver display makes it easier for you to stay focused on the road. Situated between the two major instrument dials, it provides a continuous stream of clear and concise data – such as audio information, trip details, warnings, rest reminder and indicators – which you can personalise to your preference.



Multifunction steering wheel

A scroll wheel and buttons let you adjust audio and trip computer functions. You can change radio stations, adjust the volume, select a different CD track, switch from CD to radio, mute the sound, or scroll to the trip information you want displayed – and not once take your hands off the wheel.



Optional 5-speed automatic transmission with Active Select

The Active Select function on this silky smooth transmission lets you switch from automatic mode to manual, and shift up or down through the gears. It's perfect for overtaking, engine braking on steep winding descents or just to get that 'hands-on' driving feel.



Air conditioning

As well as delivering a step up in performance and sports-inspired body styling, the SV6 includes air conditioning as standard, with the easy-to-use controls conveniently located on the centre console.



## SV6

**With its aggressive body styling and razor sharp handling, the spirited SV6 makes a statement wherever it goes. A true blue workhorse with a high performance edge, it combines everyday practicality with dynamic, sports-inspired motoring.**

Standard features include:

- 195kW,\* 3.6 High Output Alloytec V6 engine
- 6-speed manual transmission or optional 5-speed automatic with Active Select
- Electronic Stability Program (ESP®) incorporating:
  - Anti-lock Braking System (ABS)
  - Electronic Brakeforce Distribution (EBD)
  - Electronic Brake Assist (EBA)
  - Traction Control System (TCS)
- Dual-stage front airbags for driver and passenger
- CD audio system with auxiliary input jack for external music sources
- Power windows
- Cruise control
- Versatile high density polyethylene tubliner
- Rear panel storage compartments with nets (2)
- 2 Priority keys

Specific feature highlights:

- Air conditioning
- 18" alloy wheels
- 6" Multifunction display
- Sports suspension
- Limited Slip Differential
- Sports instrumentation
- Sports body kit with fog lamps
- Dual exhaust outlets
- Soft tonneau cover
- Leather wrap steering wheel with illuminated controls

\* Maximum figures as per ECE regulations







SS

Optional 6-speed automatic transmission with Active Select

Set Active Select to manual and use the short throw gear shift to power up and down those six sweet gears yourself.

6 disc in-dash audio system with full MP3 compatibility

Now even the longest drive can have an uninterrupted soundtrack, because the 6 disc CD player in the SS plays both CD tracks and MP3 files.

Driver focused instrumentation

The SS instrumentation cluster is designed to convey driver information at a glance, minimising the time your eyes are off the road.

**Step into the signature 'SS' cabin turn the key and feel the rush. The two most famous letters in Australian performance motoring now bring you even more exhilaration. 270kW\* of breathtaking V8 power. Slick new 6-speed manual and auto transmissions new to the Ute and an advanced new suspension. All focused on giving you the ride of your life, every time you drive.**

- Standard features include:
- 270kW\* 6.0 litre Generation 4 Alloy V8 engine
  - 6-speed manual transmission or optional 6-speed automatic with Active Select
  - Electronic Stability Program (ESP®) incorporating:
    - Anti-lock Braking System (ABS)
    - Electronic Brakeforce Distribution (EBD)
    - Electronic Brake Assist (EBA)
    - Traction Control System (TCS)
  - Air conditioning
  - Dual-stage front airbags for driver and passenger
  - Sports suspension
  - Limited Slip Differential
  - Power windows
  - Cruise control
  - Sports instrumentation
  - Leather wrap steering wheel with illuminated controls
  - 6" Multifunction display
  - Sports body kit with fog lamps
  - Versatile high density polyethylene tubliner
  - Soft tonneau cover
  - 2 Priority keys

- Specific feature highlights:
- 18" alloy wheels
  - 6 disc, MP3 compatible CD system with auxiliary input jack for external music sources
  - Centre high mounted roof stop lamp
  - Quad exhaust outlets
  - Bluetooth® for compatible mobile phones
  - Sport seats
  - Rear panel storage compartments with nets (4)

\* Figures quoted using 98 RON (PULP)





## SS V-Series

**Its presence demands attention. Its sports-inspired handling and jaw-dropping acceleration command the road. Low slung on massive 19-inch wheels and fired by six litres of menacing V8 power, the range-topping SS V-Series is the new and undisputed leader of the Holden performance Ute range.**

Standard features include:

- 270kW\* 6.0 litre Generation 4 Alloy V8 engine
- 6-speed manual transmission or optional 6-speed automatic with Active Select
- Electronic Stability Program (ESP®) incorporating:
  - Anti-lock Braking System (ABS)
  - Electronic Brakeforce Distribution (EBD)
  - Electronic Brake Assist (EBA)
  - Traction Control System (TCS)
- Dual-stage front airbags for driver and passenger
- Sports suspension
- Limited Slip Differential
- Sports body kit with fog lamps
- Quad exhaust outlets
- Power windows
- Cruise control
- Centre high mounted roof stop lamp
- Sports instrumentation
- Bluetooth® for compatible mobile phones
- Versatile high density polyethylene tubliner
- Rear panel storage compartments with nets (4)
- Soft tonneau cover

Specific feature highlights:

- 19" alloy wheels
- Premium audio system 6 disc, MP3 compatible with auxiliary input jack for external music sources
- Dual zone electronic climate control
- Leather faced sports seats
- Colour coded 'SS' sports instrument cluster
- 6.5" Multifunction colour LCD display
- Alloy faced pedals
- Projector headlamps
- Sports profile leather wrap steering wheel with illuminated controls
- Leather wrap gear selector
- 2 Priority keys (incl 1 flip key)

\*Figures quoted using 98 RON (PULP)



### Alloy faced pedals

Visually striking, motorsport style alloy faced pedals provide for sure-footed accelerator, brake and clutch control.



### Multifunction colour LCD display

The centre console mounted full colour screen displays full audio system details and the dual zone electronic climate control settings for driver and passenger. It also provides full colour mapping when the optional satellite navigation is installed.



### Integrated Bluetooth® connectivity

Because the new SS and SS V-Series includes integrated Bluetooth® technology, you can make and take calls with compatible mobile phones, hands-free, using the steering wheel mounted controls.







#### Alloy wheels

Big, bold and designed to enhance road handling, the Ute's stunning selection of alloy wheel options extends from the dynamic 5 spoke 18" x 8" set up to the awesome 10 spoke 20" x 8" rim.

Refer to the Ute Accessories Brochure or your Holden Dealer, to determine which accessory wheel is suitable for your new Ute.

Above left to right:  
18" x 8" 5 spoke alloy wheels  
19" x 8" 10 spoke alloy wheels  
19" x 8" 5 port alloy wheels



#### Leather wrap gear selector

Use the leather trimmed transmission gear selector to shift through the range with maximum grip. Available for manual and automatic transmissions in Onyx and Redhot (shown with auto).

#### Sports steering wheel

Motorsport-inspired, the eye-catching leather sports profile steering wheel delivers more positive driver grip. Available in Onyx and Redhot (shown).

## Genuine Holden Accessories

**How do you make a great vehicle even better? The same way you make your Holden Ute as individual as you – by adding your own finishing touches from the wide range of Genuine Holden Accessories and head-turning enhancements available at your Holden Dealer.**

**Remember, only Genuine Holden Accessories are designed, tested and manufactured in accordance with Holden's own demanding standards and Australian Design Rules.**

Explore all the possibilities at [holden.com.au/genuineaccessories](http://holden.com.au/genuineaccessories)





# features

engine		exterior/interior		exterior/interior (continued)		safety/security	
	Omega SV6 SS SS-V Series		Omega SV6 SS SS-V Series		Omega SV6 SS SS-V Series		Omega SV6 SS SS-V Series
<b>engine and transmission</b>		<b>wheels</b>		<b>driver</b>		<b>occupant safety</b>	
180kW*, V6 engine with 4-speed automatic transmission	●	16" x 7" steel wheels. 225/60 R16 102H tyres	●	Alloy faced pedals	●	Dual-stage front airbags for driver and passenger	● ● ● ●
195kW*, V6 engine with 6-speed manual transmission	● ●	18" x 8" alloy wheels. 245/45 R18 96V tyres	● ●	Automatic headlamp mode. Auto off. Switches on at twilight or low light	● ● ● ●	Passenger seat child restraint anchor point	● ● ● ●
195kW*, V6 engine with 5-speed automatic transmission with Active Select	○	19" x 8" alloy wheels. 245/40 R19 94W tyres	●	Bluetooth® for compatible mobile phones^	○ ● ● ●	Seatbelts with load limiters and pyrotechnic pretensioners	● ● ● ●
270kW**, V8 engine with 6-speed manual transmission	● ●	Full-size spare wheel and tyre	● ● ● ●	Colour coded instruments	●		
270kW**, V8 engine with 6-speed automatic transmission with Active Select	○ ○			Cruise control	● ● ● ● ●	<b>security</b>	
Limited Slip Differential	● ● ●	<b>exterior</b>		Leather wrap gear selector	●	Remote control priority key can be customised to:	
		Centre high mounted roof stop lamp	● ●	Leather wrap steering wheel	● ●	Enables/disables alarm system	
<b>control and handling</b>		Front fog lamps	● ● ●	Leather wrap sports profile steering wheel	●	Operates central locking	
Electronic Stability Program (ESP®) incorporating:	● ● ● ●	Metallic paint	○ ○ ○ ○	Multifunction driver display, featuring:	● ● ● ● ●	Operates exterior headlamps	
Anti-lock Braking System (ABS)		Projector headlamps	●	Sound system information		Operates interior lighting. Time delay on entry. Automatic illumination when engine turned off	
Electronic Brake Assist (EBA)		Sports body kit	● ● ● ●	Trip computer information			
Electronic Brakeforce Distribution (EBD)		<b>entertainment</b>		Multifunction steering wheel, featuring illuminated controls for:	● ● ● ● ●		
Traction Control System (TCS)		Blaupunkt AM/FM stereo. Single disc CD player	● ●	Compatible Bluetooth® mobile phone^ (where fitted)			
Linear Control Suspension	● ● ● ●	Blaupunkt AM/FM stereo. 6 disc in-dash CD player. MP3 compatible	○ ○ ● ● ●	Satellite navigation; Turn-by-turn (where fitted)			
Sports suspension: Sport tuned spring and damper. Reduced ride height	● ● ●			Sound system			
		<b>seating</b>		Trip computer			
		4-way electric adjustment of driver's seat and adjustable driver's seat lumbar support	● ● ● ● ●	Priority key. Stores settings for:	● ● ● ● ●		
		Adjustable passenger seat lumbar support	● ●	Electronic climate control (where fitted)			
		Leather faced sports seats	○ ○ ●	Headlamp and interior lighting time delay options			
		Rear cabin access – one touch seat release	● ● ● ● ●	Sound system			
		Sports seats	● ●	Speed alert			
		<b>cabin comfort</b>		Trip computer			
		6.5" Multifunction colour LCD screen. Displays stereo and climate control information. Where fitted satellite navigation compatible	●	Satellite navigation. Full colour mapping	○		
		Air conditioning	○ ● ● ● ●	Satellite navigation. Turn-by-turn	○ ○ ○ ○ ○		
		Dual zone electronic climate control	●	Steering wheel height and reach adjust	● ● ● ● ●		
		Power windows. Express down driver and passenger windows	● ● ● ● ●	Road speed dependent variable intermittent wipers	● ● ● ● ●		
		<b>storage and cargo</b>		Trip computer, including:	● ● ● ● ●		
		Auxiliary power socket in console	● ● ● ● ●	Average fuel consumption			
		Bedliner; versatile high density polyethylene tubliner	● ● ● ● ●	Average speed			
		Centre console storage compartment with armrest lid	● ● ● ● ●	Digital speedometer			
		Driver and passenger seats – rear map pockets	● ● ● ● ●	Distance/time to go			
		Rear panel storage compartments with nets	● ● ● ● ●	Fuel used/range			
		Soft tonneau cover	○ ● ● ● ●	Odometer/tripmeter/trip time			
		Twin cup holders in centre console	● ● ● ● ●	Visual and audible speed warning			

# Maximum figures as per ECE regulations  
\* Figure quoted using 98 RON (PULP)

^ Certain mobile phones may not be compatible with the vehicle's Bluetooth® system. Check with your Holden Dealer to determine your phone's compatibility.

● standard  
○ optional



## technical specifications

	180kW, 3.6 litre Alloytec V6 engine	195kW, 3.6 litre High Output Alloytec V6 engine	270kW*, 6.0 litre Generation 4 Alloy V8 engine		
Engine	3.6L 60-degree Double Overhead Cam V6 with 4 valves per cylinder. Twin knock control sensors with individual cylinder adaptive control. On-board diagnostics.		6.0L 90-degree OHV V8. Cross flow cylinder heads. Twin knock control sensors. On-board diagnostics.		
	Continuously variable camshaft phasing for inlet cams. Variable Intake Manifold (VIM)	Continuously variable camshaft phasing for inlet and exhaust cams. Variable Intake Manifold (VIM)	Central plenum with individual symmetrical runners.		
Capacity (cc)	3564	3564	5967		
Compression ratio (:1)	10.2	10.2	10.4		
Power (ECE, kW)#	180kW @ 6000rpm	195kW @ 6500rpm	270kW* @ 5700rpm		
Torque (ECE, Nm)#	330Nm @ 2600rpm	340Nm @ 2600rpm	530Nm* @ 4400rpm		
Exhaust system – stainless steel	Single exhaust outlet	Dual exhaust outlets	Quad exhaust outlets		
Gear ratios	4sp Auto	6sp Man	5sp Auto	6 sp Man	6sp Auto
1st	3.06	4.48	3.42	3.01	4.03
2nd	1.63	2.58	2.21	2.07	2.36
3rd	1.00	1.63	1.60	1.43	1.53
4th	0.70	1.19	1.00	1.00	1.15
5th	–	1.00	0.75	0.84	0.85
6th	–	0.75	–	0.57	0.67
Final drive ratio	3.27	2.92	2.92	3.45	2.92
Recommended petrol octane rating	91 RON ULP. Note that using 95 RON (PULP) or higher may result in improved engine performance and economy				
Petrol tank capacity (L)	73				
Brakes	Four wheel disc. Ventilated discs – front and rear. Twin piston alloy front caliper, single piston alloy rear caliper				
Electronic Stability Program (ESP®)	Incorporating: Anti-lock Braking System (ABS), Electronic Brakeforce Distribution (EBD), Electronic Brake Assist (EBA), Traction Control System (TCS)				
Suspension	Front: Direct acting stabiliser bar. Coil spring Rear: Multi-Link Independent Rear Suspension (IRS). Coil spring. Stabiliser bar				
Steering	Variable ratio rack and pinion				
Track (mm)	front	rear			
Omega	1602	1618			
SV6, SS, SS V-Series	1592	1608			
Turn circle (kerb to kerb, m)	11.7				
Wheelbase (mm)	3009				
Exterior design dimensions (mm)	Length	Width (excluding mirrors)	Height	Ground clearance	
Omega	5055	1899	1497	100	
SV6, SS, SS V-Series	5040	1899	1480	100	
Interior design dimensions (mm)	Leg	Shoulder	Head	Hip	
Front	1071	1501	985	1439	
Towing (kg)	Maximum towing 1600kg. Maximum towing speed with manual transmission: 100km/h. Holden approved 1600kg towing equipment is available. See your Holden Dealer for details.				
Service	The complimentary inspection is due at 3,000km or 3 months (whichever occurs first). The first service is due at 15,000km or 12 months (whichever occurs first) and then every 15,000km or 12 months (whichever occurs first) since the last service. Additional services may be required under certain driving conditions such as when towing (refer to owner's handbook).				
Weight / Payload Calculations	Visit <a href="http://holden.com.au">holden.com.au</a> for further information				
	# Maximum figures as per ECE regulations * Figure quoted using 98 RON (PULP)				

## payload calculator

How to calculate your safe driving load	Safe operation of a light commercial vehicle demands careful attention to two vital aspects of loading: balance and safe operating limits. A vehicle that is overloaded or carries unbalanced loads, will experience reduced life due to the excess demands placed on its frame, transmission, axles, hubs and tyres.																																
Recommended body lengths	Excessive overhang can affect vehicle balance and road holding. It is important your vehicle is correctly specified for its intended application, as inappropriate modifications to the standard vehicle specification may affect vehicle performance and safety through overloading of the vehicle.																																
	Such modifications may also affect your New Vehicle Warranty to the extent that Holden considers that it affects the specifications and quality of your vehicle. If you are unsure, please ask your Holden Sales Consultant.																																
Front and rear axle loads	The maximum allowable front axle and rear axle loads for the Ute are outlined on Holden's website at <a href="http://holden.com.au">holden.com.au</a>  If you are unsure you should go to a weighbridge. This ensures that your vehicle's axles have sufficient strength to carry the total weight transfer as the vehicle brakes, accelerates, rolls in corners and goes over bumps.																																
Payload and available payload mass	It is important to understand the difference between 'payload' and 'available payload mass'.  'Payload' is the maximum capacity of the vehicle for the carriage of all non-standard items, the cargo itself, occupants, optional equipment and accessories. Light commercial vehicles, depending on their model and specification, all have different carrying capacities.  You can calculate 'Payload' by subtracting the figure for the vehicle's Kerb Mass from the vehicle's Gross Vehicle Mass.  'Available payload mass' is the mass of cargo that the finished vehicle is permitted to carry having regard to the aggregate mass of the vehicle's Kerb Mass, optional equipment, accessories, cargo carrying device and occupants.  It is important to calculate the 'Available payload mass' accurately, and the following will help you understand how to do so.																																
GVM (Gross Vehicle Mass)	GVM is the accepted safe, maximum all-up weight rating of a fully loaded vehicle, and is based on design factors and strength of the frame, spring fitment, tyre rates and axle capacities.																																
Kerb Mass	Kerb Mass is the weight of the vehicle with standard equipment – including optional air conditioning – when it is unoccupied, unladen and has its fuel tank and all other fluid reservoirs filled to their nominated capacity.  Optional accessories and cargo carrying devices for Ute models are excluded from the Kerb Mass calculation.																																
To calculate Payload	Start by determining the vehicle's 'Carrying Capacity' by subtracting its Kerb Mass from its GVM. Then from the 'Carrying Capacity' deduct the weight of occupants and the weight of any fitted accessories (for example sports bar or a tow bar and tongue^). The amount remaining is your maximum 'Payload'.  It is important to note that you must deduct the specified Kerb Mass and the combined weight of all additional items from the vehicle's GVM to arrive at the final 'Payload' figure.																																
Payload calculations	<table border="1"> <tbody> <tr> <td>Vehicle:</td> <td></td> </tr> <tr> <td>GVM:</td> <td>kg</td> </tr> <tr> <td>less Kerb Mass:</td> <td>kg</td> </tr> <tr> <td>=Payload*:</td> <td>kg</td> </tr> <tr> <td>Less weights for the following items (for example) Occupants:</td> <td>kg</td> </tr> <tr> <td>Tow bar and tongue^:</td> <td>kg</td> </tr> <tr> <td>Sports bar:</td> <td>kg</td> </tr> <tr> <td>Ladder rack:</td> <td>kg</td> </tr> <tr> <td>Alloy wheels:</td> <td>kg</td> </tr> <tr> <td>Other:</td> <td>kg</td> </tr> <tr> <td>Other:</td> <td>kg</td> </tr> <tr> <td>= Total of extras:</td> <td>kg</td> </tr> <tr> <td>Payload*:</td> <td>kg</td> </tr> <tr> <td>less Total of extras:</td> <td>kg</td> </tr> <tr> <td><b>Ensure mass does not exceed front and rear axle loads</b></td> <td></td> </tr> <tr> <td>= Available Payload Mass*:</td> <td>kg</td> </tr> </tbody> </table> <p>visit <a href="http://holden.com.au">holden.com.au</a> for further information on the Ute weights and payload calculations.</p>	Vehicle:		GVM:	kg	less Kerb Mass:	kg	=Payload*:	kg	Less weights for the following items (for example) Occupants:	kg	Tow bar and tongue^:	kg	Sports bar:	kg	Ladder rack:	kg	Alloy wheels:	kg	Other:	kg	Other:	kg	= Total of extras:	kg	Payload*:	kg	less Total of extras:	kg	<b>Ensure mass does not exceed front and rear axle loads</b>		= Available Payload Mass*:	kg
Vehicle:																																	
GVM:	kg																																
less Kerb Mass:	kg																																
=Payload*:	kg																																
Less weights for the following items (for example) Occupants:	kg																																
Tow bar and tongue^:	kg																																
Sports bar:	kg																																
Ladder rack:	kg																																
Alloy wheels:	kg																																
Other:	kg																																
Other:	kg																																
= Total of extras:	kg																																
Payload*:	kg																																
less Total of extras:	kg																																
<b>Ensure mass does not exceed front and rear axle loads</b>																																	
= Available Payload Mass*:	kg																																

^ Up to maximum front and rear axle loads as published on [holden.com.au](http://holden.com.au)

\* Payload includes the mass of air conditioning. Does not include options. Deduct the mass of these from the quoted payload to obtain the available payload mass up to maximum axle loads.

\* This figure is the maximum permissible load your Holden Ute can carry without exceeding its GVM rating. You also need to ensure that your load is balanced and is within the front and rear axle capacities.



## colours and trims

### exterior colours



Heron White



Nitrate Metallic



Phantom Metallic



Redhot



Crunch Metallic



Atomic Metallic



Voodoo Metallic



Karma Metallic

### cloth trims



Metro



Onyx



Redhot



Voodoo

### leather trims



Onyx



Redhot



Voodoo

model	exterior colours								interior trim		
	Heron White	Redhot	Voodoo	Phantom	Nitrate	Karma	Atomic	Crunch			
Omega	•	•		•	•	•			Metro cloth	Onyx leather seat inserts are optional at an additional cost on SV6 and SS models. Variations between colours shown and actual paint colours/interior trim colours may occur due to the brochure printing process. Actual vehicle colours may appear different under certain light conditions. Metallic paints are available at an additional cost. Trim patterns are not to scale. Indicative only.	
SV6	•				•	•	•	•	Onyx cloth		
		•		•					Redhot cloth		
			•						Voodoo cloth		
	•	•	•	•	•	•	•	•	Onyx leather seat inserts		
SS	•				•	•	•	•	Onyx cloth		
		•		•					Redhot cloth		
			•						Voodoo cloth		
SS V-Series	•	•	•	•	•	•	•	•	Onyx leather seat inserts		instruments/dash
	•	•		•					Onyx leather seat inserts		Redhot/Onyx
			•		•				Onyx leather seat inserts		Voodoo/Onyx
						•	•	•	Onyx leather seat inserts		Silver Grey/Onyx
		•		•					Redhot leather seat inserts		Redhot/Redhot
			•	•	•				Voodoo leather seat inserts		Voodoo/Voodoo

## customer care

### easy purchase options

#### Finance

SmartChoices, provided by GMAC Financial Services, is an array of automotive finance products designed to help the dream of driving a new Holden become a reality. Just select the product, term and payment structure that best suits your lifestyle, your Holden Dealer can provide more information.<sup>1</sup>

#### Insurance

Holden Insurance offers a range of competitively priced insurance products, providing tailor-made protection, at the level of cover you need. For more information, call the Holden Insurance hotline on 1300 784 026.<sup>1</sup>

#### Holden Leasing

Businesses of all sizes are now accessing vehicle leasing options with Holden Leasing. We operate nationally through the Holden Dealer Network and our dedicated service and support team. Our people are responsive professionals who understand your business and what it means to deliver total fleet management solutions. To find out how Holden Leasing can help you, call us on 1800 022 077.

#### GM Holden Card

The GM Holden Card can assist you to get into a new Holden sooner. 10% of your credit card purchases go towards a Rebate of up to \$3,000 on your new Holden<sup>2</sup> (depending on model). That's up to \$1 saving on your new Holden for every \$10 spent. There are a range of extra features including up to 45 days interest free<sup>3</sup> on credit card purchases and a competitive interest rate. Apply<sup>4</sup> online at [www.holden.com.au/mastercard](http://www.holden.com.au/mastercard), or call the GM Holden Card 24hr helpline on 131 200.

### ownership benefits

#### Holden Service

With one of the largest Service Networks in the country, Holden Dealers can supply an enviable level of customer care. Only Holden Dealership technicians have access to regular Holden factory training and equipment.

#### Holden New Vehicle Warranty

Every new Holden comes with a New Vehicle Warranty, covering your Holden for 3 years<sup>5</sup> or 100,000 kilometres, whichever comes first. This factory backed warranty covers items including the engine, transmission, interior and exterior components. Refer to your Owner's handbook or see your Holden Dealer for full terms, conditions and exclusions.

#### Holden PLUS Extended Factory Warranty

Holden also offers Holden PLUS Extended Factory Warranty. Holden PLUS is a complete extension of your New Vehicle Warranty, giving you peace of mind because your car is factory backed for up to 3 additional years. The very same items covered under the New Vehicle Warranty will continue to be covered under Holden PLUS, without exclusion. The Holden PLUS Extended Factory Warranty can be purchased through your local Holden Dealer at the same time as your Holden vehicle purchase. See your Holden Dealer or call 1300 308 062 for full terms and conditions.

#### 24 Hour Roadside Assistance

Provided for the first year of your new Holden's life<sup>5</sup>. Holden Roadside Assistance is one of Australia's most comprehensive assistance packages with over 3,000 Roadside Assistance patrols nationwide<sup>6</sup>. There to help with even the smallest service, the toll-free Roadside Assistance hotline is always open, 1800 817 100.

#### For more information contact

Holden Customer Assistance on 1800 033 349 Monday to Friday 8am to 7pm or Saturday 9am to 1pm EST or visit [www.holden.com.au](http://www.holden.com.au)

<sup>1</sup> Subject to approval. <sup>2</sup> The maximum GM Holden Card 'Core Rebate' (plus additional 'Bonus Rebate' accumulated via the Partner Program) applicable for each vehicle, accrued over a maximum of five years may be applied per eligible vehicle purchased. For the maximum Rebate applicable for each vehicle refer to the 'Maximum Rebate Levels' table at [www.westpac.com.au/holden](http://www.westpac.com.au/holden). Vehicle sales for which a fleet allowance is paid are not eligible for GM Holden Card Rebate. Earning and redemption of Rebate towards a new Holden is subject to the GM Holden Card Rebate Program Rules. <sup>3</sup> The interest-free period applies where the card account is fully paid by the due date each month. <sup>4</sup> GM Holden Card is approved by Westpac. Applications are subject to Westpac's normal lending criteria. <sup>5</sup> From date of first registration. <sup>6</sup> In remote or sparsely populated areas you may experience delay in obtaining Roadside Assistance. Refer to the Customer Care brochure in your glovebox for full terms and conditions of this service.