

→ Honda Legend



LEGEND

HONDA
The Power of Dreams

Honda Australia Pty. Ltd. ACN 004 759 611 ABN 66 004 759 611
95 Sharps Road, Tullamarine, Victoria, 3043. Freecall 1800 804 954. honda.com.au/cars

The fuel consumption figures quoted in this brochure are based on ADR81/02 test results. You may experience different results depending on driving conditions and the condition of the vehicle. The specifications and major features listed herein are accurate as at the date of printing (April 2011/11YM). However, Honda Australia Pty. Ltd. reserve the right to change or modify specifications and major features at any time without prior notice. Due to ordering, shipping and freight factors, some colour and model availabilities may vary from time to time. Check with your Honda Dealer for current information on availability. Only Genuine Honda Accessories are made to fit Honda vehicles. For a Genuine Honda Accessory brochure contact your Honda Dealer or Honda Australia on 1800 804 954. Honda warranties only valid when vehicle driven under normal day-to-day driving conditions and due care is exercised by owner. Additional exclusions and conditions apply. Honda Australia recommends careful examination of all official Honda warranty documentation before purchasing. This brochure is printed on 90% recycled paper, 80% post consumer fibre and 20% totally chlorine free pulp. It is FSC certified mixed source paper which ensures that all virgin pulp is derived from well managed forests and is manufactured by an ISO 14001 certified mill. HON 8602





Your new performance vehicle
is also a luxury car.




The Honda Legend is quite simply the most exhilarating, athletic sedan to ever wear the Honda badge. Quite a feat given the Legends that have come before it. But this latest incarnation, with its combination of performance, handling, style and luxury, represents the pinnacle of Honda's innovative engineering.



The Legend is a showcase
for Honda innovations.

The Legend's 3.7 litre engine
is very close to perfection.



Select a mode to suit your mood.

The Legend has never been shy of flexing a little muscle when the situation demands it. And this athletic 3.7 litre 24-valve SOHC VTEC V6 is the most powerful production engine we've ever built, giving the Legend a performance edge that makes every drive truly exhilarating. With 226kW of power at 6300 rpm and 370Nm of torque at 5000 rpm, the Legend is quick off the mark.

But if you're after an engine with a conspicuous growl, you'd better look elsewhere. Because as soon as the Legend's engine starts, so too does Honda's ingenious Active Noise Cancellation (ANC) system and Active Sound Control (ASC) noise abatement system. Both work together to reduce noise to a pleasant purr.

Of course, power is of little use without control, so the Legend is equipped with Super Handling All-Wheel Drive (SH-AWD). A world-first, this advanced system spreads force between all the wheels to help make cornering safer and surer. Which is just one of the reasons why the Legend's handling is so incredibly precise.

And whatever your driving mood, the Legend has a mode to suit. The new silky-smooth 6-speed sequential shift automatic transmission means you're free to simply enjoy the ride. But if it's excitement you're craving, steering wheel mounted paddle shift controls let you change gears without taking your hands off the wheel.



SH-AWD. Curves don't stand a chance.

Super Handling All-Wheel Drive (SH-AWD) is the world's first AWD system that actively uses the driving force of the wheels to help steer the car.

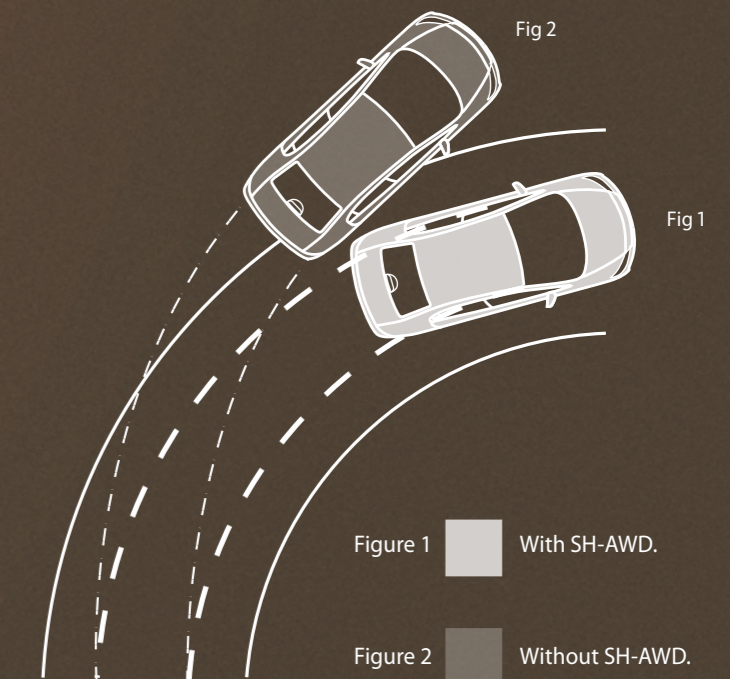
Conventional AWD systems distribute a limited amount of torque between the front and back wheels to aid the car's grip on the road. The amount of torque applied to the left and right wheels remains constant.

However, Honda's revolutionary SH-AWD system not only distributes torque between back and front for great grip, but also distributes drive torque between the left and right rear wheels for greater maneuverability and stability when cornering.

To get a better idea of how this works, think of a four-legged animal, such as a leopard, running. When it changes direction quickly, you'll notice that it actually kicks more powerfully with its outer rear leg than its inner one.

Honda has taken this concept of an animal kicking powerfully with its outer rear leg for nimble cornering, and developed the unique SH-AWD system which speeds up the outside rear wheel to generate greater turning force in a tight corner.

The result is handling that lets drivers trace their desired line through curves with greater ease and stability than ever before.





Sophisticated meets smart.

Where the Legend really shines is with its smarts. Take, for example, its Active Front lighting System (AFS) and Xenon High Intensity Discharge (HID) headlights. Depending on which way the car is turning, AFS enables either one of the "daylight-like" headlights to swivel outwards to light up larger areas of road surface on bends. Other touches include rain-sensitive wipers and illuminated door handles.

1 Seats. Luxurious ten-way power adjustable driver and front passenger seats, with two programmable memory settings in the driver's seat, let you tailor your perfect driving position.

2 Engine. Building a powerful engine is one thing, but our engineers also made the Legend's SOHC VTEC V6 smart enough to use just 10.7 litres of fuel per 100km*.

3 Six speed Sequential SportShift automatic transmission with paddle shifters. For a sportier feel, switch to manual mode and use the steering wheel mounted paddle shifters to put the Legend through its paces.

4 Super Handling All-Wheel Drive. SH-AWD is Honda's exclusive groundbreaking technology that distributes power between not only the front and rear wheels but also between the left and right wheels.

*Fuel consumption figure based on ADR81/02 combined test results. You may experience different results depending on driving conditions and the conditions of the vehicle.

Legend shown with Grey interior trim.



The Legend is most emphatically a driver's car.



Legend shown with Black interior trim.

Stylish and modern. Spacious and luxurious.

Once inside the Legend, you're cocooned in your own luxurious world. The pampering begins as you sink into the high quality leather appointed, eight-way power adjustable driver and front passenger seats - with, two-way lumbar support. With two programmable memory settings in the driver's seat, it allows you to tailor your perfect seating position. Once comfortably seated, you may well experience an unaccustomed sense of serenity. That's due to the Active Noise Cancellation (ANC), which employs

a series of microphones and speakers to detect and then cancel out engine noise by transmitting an opposite frequency within the cabin. So the only sound you'll hear is the state-of-the-art BOSE® in-dash CD/DVD audio with six disc stacker and ten speakers. And to ensure you're always heading in the right direction, the Legend is also fitted with our satellite navigation system.



Legend shown with White Sand interior trim.

The art of design.

 → Elegant from any angle.





Legend shown with White Sand interior trim.

Safety should never be a luxury.

The best way to stay safe is to stay in control. Which is where Honda's Super Handling All-Wheel Drive (SH-AWD) comes into play. This world-first distributes power not only between the front and rear wheels, but also between the left and right wheels. In addition, it can also speed up the outside rear wheel to generate greater turning force in a tight corner. So as well as keeping your adrenalin levels up with its incredible handling, SH-AWD will also keep you

anchored firmly to the road. Vehicle Stability Assist (VSA) and Traction Control work in conjunction with SH-AWD. Together they automatically control engine power and braking to regain traction once wheel-slip is detected. In the case of an unavoidable collision, innovations like G-Force Control (G-Con) technology and Advanced Compatibility Engineering (ACE) body structure help to immediately absorb and disperse the force of the impact.

And if the force is large enough its front, side and curtain airbags will deploy to shield you and your passengers in a structurally sound 'survival zone'.

In a rear-end impact, active head restraints automatically push the head restraints forward against the driver and front passenger, helping to prevent neck injuries. And just to prove that we've looked at making the Legend safer

from every possible angle, we've even included a reversing camera that feeds directly to an in-dash monitor for safer reversing. As a result of its thorough safety measures the Legend has been awarded a 5-star ANCAP safety rating – the highest honour possible. Why should you expect any less from such a refined car? After all, safety should never be a luxury.





Maintaining the Legend.

As a Legend owner you'll enjoy peace of mind, always. Our faith in the Legend's durability, quality and reliability is reflected in the three year/100,000km warranty and a six year rust perforation warranty* we offer with every Honda.

Together, we can ensure you are as happy with your Legend in the years to come as you are on the day you drive it out of the showroom.

*Honda warranties apply where due care is exercised by the owner and the vehicle is maintained in accordance with the owners manual. Please refer to Honda's warranty documentation for exclusions and conditions. Honda Australia recommends careful examination of all official Honda warranty documentation before purchasing.

Legend care.

We're quite certain that from the moment you slip behind the wheel of your new Legend, you'll feel as if it's a richly deserved reward for all your hard work. And we'd be the first to wholeheartedly agree. But as a Legend owner, your rewards don't end there. You'll receive a five-year subscription to *Honda. The Magazine*, so you'll always know what's new in the world of Honda, with fascinating

articles about the world at large, too. You'll also have access to HondaONE, our exclusive website that gives you up-to-date service history, vehicle records, maintenance tips and service reminders. And by using your Honda dealer, you'll also be sure they'll protect your investment by using Genuine Honda Parts. So with all these benefits, your Legend will be as pleasurable to own, as it is to drive.

 → Athletic and exhilarating.



Dreams do come true.



What if we tested our new technologies in the most extreme conditions possible?

At Honda, we have always believed that racing is fundamental to our development. As our founder Soichiro Honda famously said "Without racing, there is no Honda." It is a statement that will always hold true. It's the ultimate testing ground and regardless of whether we win or lose, the same question is always asked – how can we improve performance? And you can be sure that for every improvement made on the track, there is an equal improvement made to every Honda vehicle that hits the road.



What if there was a car that only emitted water?

Obviously, the world would be a better place and the good news is, such a car already exists: the Honda FCX Clarity. It works by converting hydrogen into electricity, which leaves you with only one emission, H₂O. Production of the FCX Clarity has already commenced in the United States.



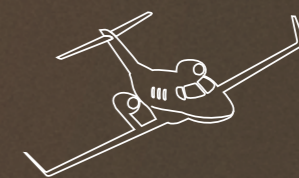
What if we had our own solar cell production company?

In recent times, Honda has branched out into mass solar cell production. Honda's unique C.I.G.S. solar cell produces the highest level of conversion efficiency in the thin film category and only requires half the energy to manufacture, so it's environmentally friendly throughout its entire life. Why does a vehicle company produce solar cells? Purely so we know that we are doing everything possible to help prevent global warming.



What if our technology was more ... alive?

ASIMO, the world's most advanced humanoid robot, was born from a dream to create a robot that could benefit people in everyday life. His name stands for Advanced Step in Innovative MObility, a title of which he's definitely worthy. Currently, ASIMO's capabilities include: running at 6 km/h, walking on uneven surfaces, turning smoothly, climbing stairs, pushing a cart, receiving and delivering trays and he can even dance if the occasion calls for it. Our dream is that one day, everyone will have an ASIMO of their own to help around the home or office.



What if a plane had its engines mounted on top of the wing?

Well, it would be a world-first and it would be called the HondaJet. Secondly, the engines would have to be in a special position on the wing we call 'The Sweet Spot'. That would then result in less drag at high speeds, 30% better fuel economy and because there is no need for structural engine mounts on the fuselage, 30% more cabin space.



Accessories.

With a vehicle as magnificently finished as the new Legend, it's hard to imagine that any more could be added. But of course, everything can be enhanced – even the Legend's sleek exterior. Magnify the style and presence of your new Legend; reinforce the achievement of performance, luxury and design.



1



2



3



4



5



6




7



8



9



10



11



12



13



14




15



16



17



18



19



20

1 Rear Boot Spoiler. The spoiler adds to the Legend's imposing road presence, while reflecting its superior sporting ability. **2 Door Visor 4-Piece Set.** The durable acrylic door visors improve airflow while helping to protect your Legend's interior from water and debris. **3 Rear Bumper and Bootlip Protector.** Help protect the rear bumper and bootlip from everyday wear and tear. **4 Rear Park Assist.** Actively alert yourself to the presence of something, or someone behind the vehicle when reversing. **5 Cargo Net.** Flexible cord construction is tight fitting, helping to prevent any damage to whatever you're taking, wherever you're taking it. **6 Organiser Box.** A fully functional cargo management system that helps keep things organised, limits movement and helps to provide protection for items in the boot. **7 Luggage Area Protector Tray.** Constructed from high quality moulded materials for long life, the tray sports a precisely fitting lip that is designed to protect the cargo area from spills, wear and tear. **8 Deluxe Tailored Mat Set.** Further enhance and protect your Legend's elegant interior.

9 Tow Bar Kit and Chrome Tow Ball (sold separately). A complete solution that is designed to Honda's strict specifications to help you broaden your lifestyle options. Maximum towing capacities: Trailer with brakes: 1,300kg, Trailer without brakes: 750kg, Downball force: 75kg. Please refer to the Owner's Manual for full details. **10 Tongue and Tow Ball Storage Bag.** **11 Roof Rack Set** (50kg weight capacity). Conveniently carry items such as bikes and skis outside the vehicle. The versatile Roof Rack Set is designed to be used with Honda Genuine Cargo Accessories. **12 Five Row Ski or Snowboard Attachment.** **13 Bike Attachment.** **14 Roof Box** (36kg weight capacity). **15 Kayak Attachment.** **16 Universal Attachment.** **17 Tie Downs** (set of 2). **18 Leather Maintenance Kit.** Further protection for the leather interior of your Honda. **19 Wheel Lock Nut Set.** Including a special keyed socket, wheel lock nuts help to protect your alloy wheels from theft. **20 Touch-up Paint.**

^Chrome Tow Ball not included.

Legend Specifications.

FEATURES	LEGEND
POWERTRAIN	
Engine	24-valve SOHC VTEC V-Shape 6 cylinder
Displacement	3.7 litre - 3,664 cc
Maximum power	226kW @ 6300 rpm
Maximum torque	370Nm @ 5000 rpm
Compression ratio	11.2
Bore x Stroke (mm)	90 x 96.0
Emission standard	Euro 4
CO2 emissions	255 g/km
Automatic transmission	6-speed with Sequential SportShift Paddle Shifters and Grade Logic Control
Fuel type	Premium Unleaded (RON95)
Fuel consumption - combined (litres/100km)*	10.7
Fuel supply system	Honda Programmed Fuel Injection (PGM-FI)
Super Handling All - Wheel Drive (SH-AWD)	✓
Drive by wire throttle (DBW)	✓
CHASSIS	
Body type	Monocoque
Front suspension	Double wishbone
Rear suspension	Multi-link
Stabilizer bars	Front and rear
Steering system type	Electric power-assisted steering
Front brakes	Ventilated disc
Rear brakes	Ventilated disc
EXTERIOR	
Active Front lighting System (AFS)	✓
Auto dimming door mirror	✓
Automatic on/off headlights	✓
Electric retractable door mirror	✓
Electric sunroof (with key off operation)	✓
Exhaust	Twin
Fog lights	Front and rear
Headlights	Xenon HID with washer
Heated door mirrors	✓
Keyless entry (with boot release)	✓
Mirror integrated indicators	✓
Power, body coloured, door mirrors	✓
Rear window demister	✓
Reverse auto tilt-down door mirror	✓
Wipers	Auto 2-speed variable intermittent with rain sensor
INTERIOR	
Active Noise Cancellation (ANC)	✓
Active Sound Control (ASC)	✓
Acoustic windshield	✓
Accessory power outlet (12v)	✓
Air conditioning	Dual mode, dual zone automatic climate control
- Rear ventilation	✓
Ashtray	✓
Auto dimming interior mirror	✓
Cigarette lighter	✓
Comprehensive interior lighting	✓
Cruise control	✓

Legend Specifications.

FEATURES	LEGEND
Digital clock	✓
Door pockets	✓
Driver seat adjustment	8-way power adjustable
- 2 position memory adjustment function (Driver)	✓
Driver's footrest	✓
Dust and pollen filter	✓
Electric rear sunshade	✓
Front passenger seat adjustment	8-way power adjustable
Head restraints	5
- rear head restraints (x3) remote retractable	✓
Heated front seats	✓
Leather wrapped gear shift knob	✓
Multi information display	✓
Outside temperature display	✓
Power adjustable lumbar support	2-way (Driver and front passenger)
Power windows (with key off operation)	✓
- auto up/down	Front and rear
Rear seat centre armrest with locking boot pass-through	✓
Rear side sunshades (manual)	2
Seat back pocket	Driver and front passenger
Seat trim material	Leather appointed
Seatbelt height adjuster	Driver and front passenger
Steering column	Power tilt and telescopic adjustable
Steering wheel	Leather wrapped
Tachometer	✓
Vanity mirror with illumination	Driver and front passenger
SAFETY	
Advanced Compatibility Engineering (ACE) body structure	✓
Airbags - front	Driver and front passenger
- side with OPDS	Driver and front passenger
- curtain	Front and rear
- Occupant Position Detection System (OPDS)	Front passenger
Anti-lock Braking System (ABS)	✓
Central locking	✓
Child safety seat anchorages	3
Convex door mirror	Driver and front passenger
Electronic Brake-force Distribution (EBD)	✓
Emergency Brake Assist (EBA)	✓
Front active head restraints	✓
Front seatbelts	With load limiters and pre-tensioners
Honda G-force Control technology (G-Con)	✓
Hazard warning lights	✓
Immobiliser system	✓
Park brake	Foot operated
Progressive crumple zones	Front and rear
Reversing camera	✓
Seatbelt reminder	All passengers
Seatbelts - 3 point ELR	Front
- 3 point ELR/ALR	Rear
Security alarm system	✓
Side impact protection door beams	✓
Transmission shift lock	✓
Vehicle Stability Assist (VSA) with Traction Control System (TCS)	✓

*The fuel consumption figure based on ADR81/02 test results. You may experience different results depending on driving conditions and the condition of the vehicle.

✓ Standard feature

Legend Specifications.

FEATURES	LEGEND
DIMENSIONS/WEIGHTS/CAPACITIES	
Overall Length (mm)	4995
Overall Width (mm)	1845
Overall Height (mm)	1455
Wheelbase (mm)	2800
Front track (mm)	1575
Rear track (mm)	1585
Ground clearance	
- Non-Load (mm)	145
- Full-Load (mm)	110
Kerb weight (kg)	1875
Fuel tank capacity (litres)	73
Maximum towing capacity	
- trailer with brakes (kg)	1300
- trailer without brakes (kg)	750
- down force/tongue load (kg)	75
Seating capacity	5
TYRES & WHEELS	
Wheel size	18 x 8J
Tyre size	245/45R18 96Y
Wheel type	Alloy
Spare wheel type	Temporary
MULTIMEDIA	
Antenna	In-glass type
Bluetooth® phone connectivity*	✓
BOSE® in-dash 6CD stacker premium audio	✓
AM/FM tuner, MP3, DVD audio and WMA compatibility	✓
Front door speakers	2
Rear door speakers	2
Front door tweeters	2
Centre speaker (in the fascia)	1
Subwoofer (in the parcel shelf)	1
Rear tweeters (in the parcel shelf)	2
Satellite navigation	✓
Speed-sensitive Volume Compensation (SVC)	✓
Steering wheel mounted audio & phone controls	✓
iPod® compatible USB audio connectivity	✓
COLOUR GUIDE	
EXTERIOR	INTERIOR
Alberta White Pearlescent	White Sand trim with Brown Woodgrain
Crystal Black Pearlescent	White Sand trim with Brown Woodgrain
Pomegranate Pearlescent	White Sand trim with Brown Woodgrain
Graphite Lustre Metallic	Black trim with Brown Woodgrain
Super Platinum Silver Metallic*	Black trim with Brown Woodgrain
	Grey trim with Black Woodgrain available on special order

Colours.

Every way you look at it, it looks great.

This isn't an average car for average people. That's why the Honda Legend comes in a range of dynamic colours that are designed not only to suit you, but also to show that your new Legend really is one of a kind.



Graphite Lustre



Alberta White



Super Platinum Silver*



Pomegranate



Crystal Black

*The Bluetooth word mark is owned by the Bluetooth SIG, Inc. and use of such mark by Honda is under licence. Please check the list of compatible phones at honda.com.au/bluetooth
 ✓ Standard feature. #iPod® is integrated through vehicle's audio system display for iPods from 5th Generation onwards and all iPod Nanos. Older iPod models will only operate through the audio system when controlled through the iPod, and firmware updates may be required to achieve compatibility with the vehicle's audio system display and steering wheel mounted audio controls. Please refer to your iPod User Guide for information on iPod firmware updates.

*Super Platinum Silver paint available for an additional cost.