

| Engine              | 3.8 Petrol  | 2.2 CRDi   |
|---------------------|---|--|
| Configuration       | Transverse front mounted driving front wheels   | Transverse front mounted driving front wheels    |
| Cylinder capacity   | 3.8 litres (3,778 cc)   | 2.2 litres (2,188 cc)                            |
| Number of cylinders | 6 in-V  | 4 in-line  |
| Valve system        | Twin overhead camshaft, 4 valves per cylinder (Quad Cam, 24 valves) with CVVT                     | Single overhead camshaft, 4 valves per cylinder  |
| Maximum power       | 194 kW @ 6000 RPM   | 114 kW @ 4000 RPM                                |
| Maximum torque      | 348 Nm @ 4500 RPM   | 343 Nm @ 2500 RPM                                |
| Fuel System         | Sequential multi point fuel injection: tuned for 91-92 RON ULP with Returnless Fuel System (RLFS) | Common Rail Direct Injection (CRDi) Turbo Diesel |
| Bore x stroke       | 96.0 mm x 87.0 mm   | 87.0 mm x 92.0 mm                                |
| Compression ratio   | 10.4 : 1  | 17.3 : 1   |

| Transmission  |
|---|
| Automatic 5 speed automatic with electronic sequential manual mode, Hyundai intelligent Vehicle electronic control (HiVec) - adaptive to driver style, with overdrive lockout and lockup torque converter 5 speed automatic with electronic sequential manual mode, Hyundai intelligent Vehicle electronic control (HiVec) - adaptive to driver style, with overdrive lockout and lockup torque converter. 6 speed automatic with electronic sequential manual mode |

| Gear ratio        | 3.8 Petrol | 2.2 CRDi |
|-------------------|------------|----------|
| 1st               | 3.840      | 3.789    |
| 2nd               | 2.092      | 2.064    |
| 3rd               | 1.440      | 1.421    |
| 4th               | 1.048      | 1.034    |
| 5th               | 0.728      | 0.728    |
| Reverse           | 3.859      | 3.808    |
| Final drive ratio | 3.333      | 3.333    |

| Steering                                      |   |
|---|---|
| Type  | Power assisted rack and pinion with engine rpm sensitivity                                      |
| Column  | Energy absorbing dual collapsible steering column with steering wheel tilt and reach adjustment |
| Minimum turning circle diameter between kerbs | 11.42 m   |
| Number of steering wheel turns lock to lock   | 3.2 m   |

| Brakes  |   |
|---------|---|
| General | Dual-diagonal, split circuit, power assisted braking system with Electronic Brakeforce Distribution (EBD) |
| ABS     | 4-channel / 4 sensor Anti-skid Braking System (ABS) and Electronic Brake-force Distribution (EBD)         |
| Front   | 303 mm ventilated discs   |
| Rear    | 284 mm solid discs  |

| Dimensions                                      |                       |
|---|-----------------------|
| <b>Exterior</b>                                 |                       |
| Length  | 4910 mm               |
| Width   | 1850 mm               |
| Height (With Roof Rails)                        | 1490 mm               |
| Wheelbase                                       | 2780 mm               |
| Wheel tread - front/rear                        | 1580 / 1565 mm        |
| Minimum ground clearance (based on kerb weight) | 152 mm                |
| <b>Interior</b>                                 |                       |
| Head room front / rear                          | 1020 / 970 mm         |
| Leg room front / rear                           | 1110 / 970 mm         |
| Shoulder room front / rear                      | 1470 / 1450 mm        |
| Hip room front / rear                           | 1410 / 1400 mm        |
| Cargo area SAE (VDA)                            | 469 SAE L (VDA 523 L) |

| Weight     | 3.8 Petrol     | 2.2 CRDi       |
|------------|----------------|----------------|
| Kerb / GVM | 1693 / 2180 kg | 1752 / 2280 kg |

| Fuel Figures ADR81/02*                 | 3.8 Petrol | 2.2 CRDi |
|--|------------|----------|
| Combined (L / 100km)                   | 10.8       | 7.9      |
| Urban (L / 100km)                      | 16.2       | 10.4     |
| Extra (L / 100km)                      | 7.8        | 6.4      |
| CO <sub>2</sub> (Combined) (g / 100km) | 255        | 208      |
| Fuel Tank Capacity (Litres)            | 75         | 75       |

| Towing Capacity             | 3.8 Petrol | 2.2 CRDi   |
|-----------------------------|------------|------------|
| Braked / Unbraked (kg)      | 1800 / 750 | 1100 / 550 |
| Maximum Towball Weight (kg) | 180        | 180        |

| Suspension |   |
|------------|---|
| Front      | Independent double wishbones system with coil springs and anti-roll bar |
| Rear       | Independent multi-link type system with coil springs and anti-roll bar  |

| Wheels & Tyres                      |
|-------------------------------------|
| 17" x 7.0J spoke alloy wheels       |
| 235/55 R17 tyres                    |
| Full size spare tyre on alloy wheel |

| Active Safety  |
|--|
| 4-channel, 4 sensor Anti-skid Braking System (ABS) with Electronic Brakeforce Distribution (EBD) |
| ESP Stability Control incorporating Traction Control System (TCS)                                |
| Auto headlight on/off  |
| Day / night rear view mirror   |
| Front fog lamps  |
| Rear high mount centre stop lamp   |
| Reverse sensing warning system   |
| Warning chimes (seatbelts, door ajar)  |
| Warning lights (seatbelt, door ajar, check engine)   |

| Passive Safety  |  |
|---|--|
| <b>Airbags</b>  |  |
| Driver and front passenger SRS airbags with presence detector |  |
| Dual front and rear side (thorax) SRS airbags                 |  |
| Front and rear passenger side curtain SRS airbags             |  |

| Body   |
|--|
| Auto unlock on impact  |
| Reinforced body/chassis, with rigid cabin and crush zones front and rear |
| Side impact intrusion bars in all doors                                  |
| Impact absorbing bumpers   |
| Child safety door locks on rear doors                                    |

| Seat belts   |
|--|
| Pretensioners, load limiters and height adjustable front seatbelts |
| 3 point retractable seat belts for all occupants                   |

| Seating  |
|--|
| Anti-submarining front seat base steel pans and rear seat ramp |
| Height adjustable front active head restraints                 |
| Height adjustable rear head restraints                         |
| ISO Fix on outboard rear passenger seats                       |
| 3 child seat anchor points                                     |

| Security  |
|---|
| Central locking   |
| Engine immobiliser  |
| Hyundai Active Locking Operation (HALO) including speed sensing auto door locking, auto door unlock when ignition key removed and inside door unlock function |
| Keyless entry with burglar alarm and panic feature  |

| Multimedia and Audio System   |
|---|
| MP3 / WMA / CD player and AM / FM tuner with 8 Infinity high output speakers externally amplified (including subwoofer) |
| Auxiliary audio input jack (to connect external audio source)   |
| Integrated rear glass antenna   |
| Steering wheel mounted audio controls   |
| USB audio input with iPod® compatibility  |

| Occupant Comfort   |
|--|
| 5 function trip computer   |
| 5 speed intermittent, 3 stage windscreen wipers  |
| 12 V power outlets front and rear  |
| Ashtrays in rear door trims  |
| Battery saving auto lights off with key removed  |
| Cigarette lighter and ashtray in centre console  |
| Cruise control   |
| Dual register trip meter   |
| Electric driver lumbar support   |
| Electric petrol flap release switch on driver door trim  |
| Electrically adjusted and fold in external mirrors with puddle lamp  |
| Electrochromatic day/night rear view mirror  |
| Heated power door mirrors with 3 mode auto dipping in reverse  |
| Heated seats for driver and front passenger  |
| Integrated Memory System (IMS) incorporating seats, external mirrors and steering wheel position (2 programmable settings) |
| One touch triple turn signal   |
| Sports Alloy effect "Grandeur" scuff plates  |
| Occupant assist grip handles with 2 coat hooks in rear   |
| Power seats for driver and front passenger   |
| Power tilt and telescopic steering wheel   |
| Power windows with driver and front passenger one touch auto up/down function  |
| Rain sensing wipers  |
| Rear seat centre fold down armrest   |
| Soft switch for one touch boot opening   |
| Sunvisor with shade extensions and vanity mirrors  |
| Super vision instrument cluster  |

| Exterior Styling                      |
|---------------------------------------|
| Chrome bumper moulding front and rear |
| Chrome exterior door handles          |
| Chrome radiator grille                |
| Chrome strip door handles             |
| Chrome waistline and window moulding  |
| Signal lamp in external mirror        |
| Twin chrome exhaust outlets           |

| Interior Styling  |
|---|
| Chrome interior door handles  |
| Chrome inserts in front garnish and door trims                          |
| Chrome surround and inserts in audio system and climate controls        |
| Premium wrapped steering wheel rim and shift knob                       |
| Premium on seats and door trim inserts                                  |
| Metal finish effect on centre console with chrome inserts               |
| Woodgrain inserts in door trims, centre fascia and centre floor console |
| Woodgrain insert in shift knob  |

| Interior Lighting   |
|---|
| Blue illuminated instrument cluster, dash audio system and climate controls |
| Courtesy lamps (front foot wells, centre console, glove box and doors)      |
| Delayed fade-out interior lights  |
| Illuminated key hole surround   |
| Illuminated vanity mirrors  |
| Interior door open lamps  |
| Map lamps for driver and front and outboard rear passengers                 |

| Interior Ventilation  |
|---|
| Full automatic, dual zone climate control with external temperature display |
| Rear passenger climate control air vents in centre console and footwells    |
| Fully closable shutter type air vents                                       |

| Storage Solutions  |
|--|
| 60:40 split double folding lockable rear seat                            |
| Centre floor console, flopped with twin storage bins and padded arm rest |
| Fold-out centre fascia storage compartment                               |
| Front seat back pockets  |
| Illuminated, lockable, flopped glove box compartment                     |
| Map pockets on all doors (front with flip out function)                  |
| Rear cargo luggage net and tie down hooks                                |
| Retractable sunglasses compartment                                       |
| Dual cup holders in rear seat centre fold down armrest                   |
| Dual cup holders in centre console                                       |

\*Source: ADR81/02. Fuel consumption will vary depending on a combination of driving habits and the condition of the vehicle.

# Genuine Hyundai Accessories

While the Grandeur offers a comprehensive range of quality inclusions, you can further enhance your driving pleasure and ownership pride by choosing from a wide range of Genuine Hyundai Accessories that reflect your personality and add extra ease and enjoyment to your lifestyle pursuits. Importantly, Genuine Hyundai Accessories are an astute way to help keep your new Grandeur in original showroom condition and further enhance its already high levels of built-in occupant safety.

All Genuine Hyundai Accessories are covered by Hyundai's 5 Year/Unlimited Kilometre Accessories Warranty\* – an Australian first. Please refer to [www.hyundai.com.au/grandeur](http://www.hyundai.com.au/grandeur) or visit your nearest Hyundai Dealer for full details.




Overseas Grandeur model shown above is not fitted with Genuine Hyundai Accessories.

# Grandeur




Overseas model shown.

## Exterior Colour



Sleek Silver




Noble White



Black Diamond

## Interior Colour



Black Leather/Leatherette\*



Wood Grain



Beige Leather/Leatherette\*



Wood Grain

\*Finishes specified as leather and/or leatherette may contain elements of genuine leather, polyurethane leather (leather substitute) or man-made materials, or a combination thereof.

All Genuine Hyundai Accessories are covered by Hyundai's Australian First 5 Year/Unlimited Kilometre Accessories Warranty\*.

\* All Accessories are subject to warranty conditions. Warranty only applies to purchases from 1 September 2008. See your nearest Hyundai Dealer or visit our website at [hyundai.com.au](http://hyundai.com.au) for full warranty terms and usage recommendations. Some Genuine Hyundai Accessories are not applicable to all Hyundai models. All Genuine Hyundai Accessories purchased and fitted to a Hyundai vehicle by a Hyundai dealer or authorised service outlet are covered against manufacturing faults and defects of the product for a period of 5 years from the date of purchase with no kilometre usage limit. Receipts are required to support warranty claims. This warranty does not cover minor cosmetic defects or damage or defects caused by improper maintenance or repair, fair wear and tear, accident, misuse, abuse, or unauthorised modifications. Hyundai Motor Company Australia will without charge replace or repair any defective Genuine Hyundai Accessory if work is completed by an authorised Hyundai Dealer. Any Genuine Hyundai Accessory/ies not fitted by a Hyundai dealer or authorised service outlet, will only have the benefit of a 12month/20,000kms warranty period, which ever occurs first. All warranties are additional to the implied warranties under the Trade Practices Act 1974. Accessories pictured are all sold separately at additional cost.



Hyundai Motor Company (HMC) and the Hyundai Motor Company Australia (HMCA) each reserve the right to alter vehicle specifications and equipment levels without notice. Some equipment featured on the cars in this spec sheet may not be available in Australia or may be optional. To the extent permitted by the law, neither HMC nor HMCA shall be liable to any person as a result of reliance on the content of this spec sheet. Please consult your Hyundai dealer for the latest specifications, equipment levels, options, prices, colours and vehicle availability. Metallic and mica paint are optional extras. The five year unlimited kilometre warranty is only applicable to vehicles used for private and domestic uses and is not applicable to vehicles used for certain high mileage commercial purposes i.e. Courier, Security and Rental Cars. **Note:** Information in this spec sheet is current as at 20/04/2011. Colours are indicative only and may vary due to the printing process. HMCA2967

