



NEW THINKING.
NEW POSSIBILITIES.

SONATA

i40



MEDIUM CAR RANGE





WELCOME TO HYUNDAI

Hyundai is the world's fastest growing vehicle manufacturer. The success we have achieved over the past decade has come about by producing cars that embody quality, innovation and individuality... cars that are underpinned by 5-star quality in design, build, features and safety.

If these are the qualities you're looking for in your next new vehicle, we warmly welcome you to Hyundai's vast global family of astute and highly satisfied drivers.

Sonata Premium in Platinum Silver

NEW THINKING. NEW POSSIBILITIES.

Each new Hyundai vehicle is the product of new thinking – of questioning the way things have been done in the past. And from new thinking, comes new possibilities.

To realise the transformative power of this approach, we have invested in world-class manufacturing, recruited some of the most respected automotive engineers and designers, and at every opportunity looked at how the use of leading edge technologies can make driving easier, more enjoyable and safer.

In every way, and from every angle, each new Hyundai vehicle exemplifies this commitment and dedication to new thinking and new possibilities.





Sonata Premium in Platinum Silver

FLUIDIC DESIGN LINES INSPIRED BY NATURE

The Fluidic Sculpture design philosophy developed by Hyundai has been globally acclaimed and awarded. Inspired by nature, it considers the interplay of natural and fluid elements with the more rigid surfaces and structures of each vehicle to create the impression of constant, graceful motion.

Although each Hyundai has its own individual character, Fluidic Sculpture creates a common design platform that connects each vehicle in the range to create a very distinctive and stylish look that is unmistakably Hyundai.

Fluidic Sculpture gives every new Hyundai a sense it is in motion, even when it is standing still. The benefits aren't purely aesthetic either; the Sonata and i40 are both exceptionally aerodynamic, resulting in improved high speed performance as well as reduced fuel consumption.





i40 Sedan Premium in Blue Spirit

THE NEW STANDARD IN CUSTOMER CARE AND SUPPORT

At Hyundai, we believe that designing and building vehicles with an uncompromising approach to quality is just the first step to ensuring many years of enjoyable motoring. The next step is to provide you and your new Hyundai with the highest levels of ongoing service and support, through the Hyundai iCare program.

Customer Care Centre 1800 186 306
www.myhyundai.com.au


HYUNDAI | **iCare**

LIFETIME
CAPPED PRICE SERVICING

3 YEARS
MARCARE™
PLAN

5 YEARS
UNLIMITED KM
WARRANTY

10 YEARS
ROADSIDE
ASSIST



Sonata Premium in Coast Blue

LIFETIME CAPPED PRICE SERVICING*

Every Hyundai is now covered by Lifetime Capped Price Servicing, so you'll always know the maximum cost of your next scheduled service, for the lifetime of your vehicle. No hidden fees, no surprises and complete peace of mind.

UP TO 10 YEARS OF ROADSIDE ASSIST[^]

Your new Hyundai is supported by 12 months of complimentary Roadside Assist. By maintaining and servicing your vehicle at a Hyundai iCare Service Centre, your cover can extend for up to 10 years.

5 YEAR UNLIMITED KILOMETRE WARRANTY[†]

We are so confident in the quality of each new Hyundai passenger vehicle, that the entire range is backed by Australia's first five-year unlimited kilometre warranty.

3 YEARS' HERE MAPCARE™ PLAN**

Elite and Premium variants in our medium car range are equipped with factory fitted satellite navigation. Through the Hyundai iCare HERE MapCare™ Plan, you can receive up to three years of FREE map updates.[#]

GENUINE SERVICING; GENUINE PARTS

Your Hyundai iCare Service Centre offers the assurance of factory trained technicians, using Genuine Hyundai Parts.

CUSTOMER CARE CENTRE

Our Australian-based Customer Care Centre is available Monday to Friday between 8:30am and 7pm (AEST), on 1800 186 306. Feel free to call if you have any questions.

***Lifetime Capped Price Servicing:** Program covers all Hyundai passenger, SUV and light commercial vehicles from 1985 model year onwards. Eligible vehicles are entitled to standard scheduled maintenance services at participating authorised Hyundai dealers for a price not exceeding the published capped price for the relevant service. Entitlement applies for the lifetime of the vehicle. Capped prices applicable for standard scheduled maintenance services on each eligible vehicle are as published on www.hyundai.com.au, apply for a stated effective period only, and may change without notice. Standard scheduled maintenance services are of limited scope. Hyundai Motor Company Australia may withdraw the program, add or remove eligible vehicles or vary the program from time to time without notice.

[^]Up to 10 Years of Roadside Assist: The Hyundai iCare program offers complimentary 12 months Roadside Assist when you purchase a new Hyundai vehicle. This offer is available for all Hyundai vehicles (excluding rental and taxis) at participating Hyundai dealers until 31 December 2015, unless extended. Roadside Assist is valid for 12 months from the date of retail delivery advice. Other conditions apply. Offer subject to change without notice. Roadside Assist extensions are valid for 12 months from the date of scheduled maintenance service at a participating authorised Hyundai dealer. Does not apply to vehicles when they reach 120 months (10 years) from original new car sale date. For vehicles older than 108 months (9 years) from the original new car sale date, the offer is limited to complimentary Roadside Assist from the date the vehicle is serviced until the date the vehicle reaches 120 months (10 years) from the original new car sale date.

[†]5 Year/unlimited km warranty: 5 year unlimited km warranty only applies to new passenger and SUV vehicles used for private/domestic purposes. Vehicles used at any time for "commercial application" as defined in the vehicle policy, are excluded. Refer to full warranty terms and conditions for details and exclusions.

#MapCare™: Plan only applies to new vehicles with factory-fitted satellite navigation. HERE® and MapCare™ are registered trademarks of Nokia Corporation. Maximum number of 2 updates, delivered on an annual cycle and must be undertaken within 3 years of the vehicle's initial purchase. Free map updates only apply if the vehicle completes a scheduled service at a participating Hyundai dealer.

****Available on Elite and Premium variants only.**
Terms, conditions and exclusions apply to Lifetime Capped Price Servicing, Warranty and iCare offers. Visit www.hyundai.com.au/icareterms for full details.

HYUNDAI MEDIUM CARS

A medium car to match your individual taste and needs

When you're looking for a high-quality and stylish medium car that combines great performance with incomparable levels of safety, Hyundai offers you the choice of either the elegant and dynamic All-New Sonata, or the sharp and versatile i40 Sedan or i40 Tourer.



| | i40 | | Sonata | |
|---|--|--|--------------------|-------------------------------|
| | Sedan and Tourer | | Sedan | |
| Variant | Active / Elite / Premium | | Active | Elite / Premium |
| Engine | 1.7 CRDi Diesel | 2.0 GDi Petrol | 2.4 GDi Petrol | 2.0 Turbo GDi Petrol |
| Cylinder Capacity | 1,685 cc | 1,999 cc | 2,359 cc | 1,998 cc |
| Max Power (kW) | 100 kW @ 4,000 RPM | 130 kW @ 6,500 RPM | 138 kW @ 6,000 RPM | 180 kW @ 6,000 RPM |
| Max Torque (Nm) | 320 Nm @ 2,000 - 2,500 RPM | 213 Nm @ 4,700 RPM | 241 Nm @ 4,000 RPM | 350 Nm @ 1,400 - 4,000 RPM |
| Fuel Consumption Combined* (L/100km) | 5.6 L / 100 km [^] 6.0 L / 100 km [#] | 7.5 L / 100 km [^] 7.7 L / 100 km [#] | 8.3 L / 100 km | 9.2 L / 100 km |
| CO₂ Combined (g/km) | 149 [^] 159 [#] | 176 [^] 179 [#] | 194 | 213 |

*Source: Australian Design Rule 81/02 static laboratory combined average city and highway cycle test. Fuel consumption will vary depending on a combination of driving habits and the condition of the vehicle.

[^]Figure based on Auto Active variant.

[#]Figure based on Auto Elite and Premium variants.



i40 Tourer Premium in Blue Spirit and i40 Sedan Premium in Titanium Silver



Sonata Premium in Platinum Silver

ENGINEERED FOR A DYNAMIC DRIVE

Through an ongoing commitment to research and development, Hyundai has developed a full line-up of independently produced engines and powertrains that are small and lightweight, but also supremely durable and responsive, producing more power with greater efficiency.



Sonata engine shown



Sonata engine shown



Sonata engine shown

U2 1.7 CRDi
Diesel engine



i40 engine shown

Nu 2.0 GDi engine



i40 engine shown

LATEST TECHNOLOGY ENGINES IN YOUR CHOICE OF PETROL OR DIESEL

All variants of the i40 Sedan and i40 Tourer are available with either a 2.0 litre GDi petrol or a 1.7 litre CRDi diesel engine, while the All-New Sonata offers two petrol engine options – either a 2.4 litre GDi or a 2.0 litre Turbo GDi.

Utilising direct injection fuel technology, these engines run cleanly and efficiently, providing impressive power and torque when you need it.

A REFINED DRIVING EXPERIENCE, TUNED TO MEET AUSTRALIAN DRIVING CONDITIONS

Hyundai's medium cars are easy to manoeuvre through the city, yet provide the driving satisfaction of an under-the-bonnet performance that delivers the power you need on the open road.

Featuring steering and suspension systems that have been rigorously tested and locally tuned in Australia to provide an optimal performance for Australian road conditions, each vehicle incorporates an array of intelligent driver assistance technologies that will help you reach your destination feeling relaxed.





DESIGNED TO BE DRIVEN AND ADMIRERD

Hyundai's design philosophy brings together form with function. Eye-catching good looks are not simply for show. Sleek and dynamic lines enhance the aerodynamics of our medium sized cars, while elements such as the striking headlamps and LED Daytime Running Lamps enhance visibility and increase safety.

THE JOY OF DRIVING IN A LIGHT FILLED CABIN

When driving the Premium variant of the All-New Sonata, i40 Sedan or i40 Tourer, you have the additional pleasure of a panorama glass roof as standard. Flooding the cabin with light, and connecting you to the world around you, this high-end feature underscores the top inclusions you can expect across the Hyundai range.



i40 LED Daytime Running Lamps (DRL)

i40 Tourer Premium Panorama Glass Roof

MAXIMUM 5-STAR ANCAP SAFETY RATING

At Hyundai, safety begins at the design stage of each new vehicle and carries through every element of its engineering and production. Combined with a high-tensile strength steel applied to safety-critical areas, to numerous airbags as standard, through to the inclusion of the latest driver-assist technologies, you will always feel confident when driving a Hyundai.

The Sonata and i40 model ranges have been designed to achieve the maximum 5-star ANCAP safety rating.



Sonata Premium Electronic Park Brake with Autohold



Sonata Premium in Platinum Silver and Coast Blue



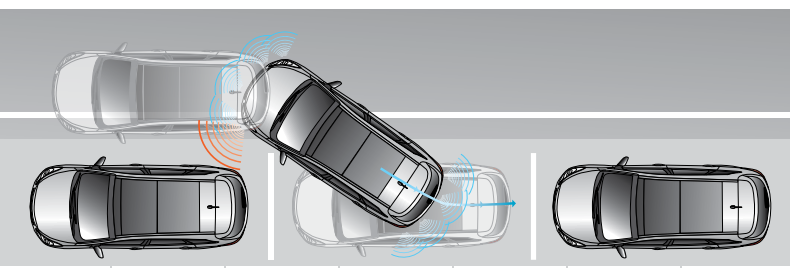
i40 LED Daytime Running Lamps (DRL)



i40 Sedan Premium in Titanium Silver



Sonata Monocoque



i40 Front and Rear Park Assist



ACTIVE SAFETY

Hyundai medium cars help you maintain and maximise control at all times.

ANTI-LOCK BRAKING SYSTEM (ABS) WITH ELECTRONIC BRAKEFORCE DISTRIBUTION (EBD)

To help keep you out of danger in emergency situations, the ABS with EBD work to help prevent the brakes from locking up and optimises braking pressure between the front and rear wheels to shorten braking distances.

BRAKE ASSIST SYSTEM (BAS)

BAS measures the speed with which the brake pedal is depressed. When panic braking is detected, the Brake Assist System automatically develops maximum brake boost in order to mitigate a driver's tendency to brake without enough force.

TRACTION CONTROL SYSTEM (TCS)

The TCS assists by reducing wheel spin on slippery or uneven road surfaces.

VEHICLE STABILITY MANAGEMENT SYSTEM (VSM)

If you find yourself in a situation where your vehicle begins to skid away from your intended direction, VSM applies steering assistance, guiding you to the correct steering position to help you maintain control.

HILL-START ASSIST CONTROL (HAC)

When a vehicle is on a steep incline, HAC will temporarily hold the vehicle after you take your foot off the brake. This gives you extra time to apply the throttle and accelerate without the vehicle rolling back.

ELECTRONIC PARK BRAKE WITH AUTOHOLD*

Easy to initiate and release, the electronic park brake eliminates the need for a parking brake lever or pedal. By activating the 'Auto Hold' function the vehicle's brakes are applied when stationary – useful at traffic lights or in heavy traffic. Simply depressing the accelerator releases the brakes.

FRONT* AND REAR PARK ASSIST

When reversing, front sensors together with rear sensors emit an audible warning sound to alert you to objects that might be outside your field of vision.

AUTOMATIC DUSK SENSING HEADLIGHTS

To increase driving safety and the visibility of your vehicle to other drivers, headlights are automatically turned on as daylight begins to fade.

LED DAYTIME RUNNING LAMPS (DRL)

LED DRLs create a striking impression and increase visibility of the vehicle to other road users.

EMERGENCY STOP SIGNAL (ESS)

When you apply maximum braking pressure, ESS will make the vehicle's brake lights flash, giving those behind you greater warning that you're slowing down fast. Once stopped, the hazard lights automatically come on and flash until the vehicle starts to accelerate again.

REAR VIEW CAMERA**

To assist you while parking in tight spots and to help avoid accidents, a rear view camera displays the area behind the vehicle.

*Available only in the Premium variant of Sonata. Available in all variants of the i40 Sedan and i40 Tourer. **The Sonata model range offers a 4.3" (Active) or 8.0" (Elite and Premium) touch screen and the i40 model range has a 7.0" (Elite and Premium only) touch screen. No touch screen available on i40 Active variant.

PASSIVE SAFETY

In the event of an impact, a range of passive safety features will help protect you and your passengers.

6-AIRBAGS*

The All-New Sonata is equipped with a comprehensive six airbag safety system, including driver and front passenger airbags (to reduce head and neck injuries in the event of a head-on collision), front and rear curtain airbags (improving protection for the head in case of a side collision), and front side airbags (to protect the chest and pelvis more effectively).

9-AIRBAGS#


The i40 model range offers nine airbags, including driver and passenger airbags, two side curtain airbags and four thorax airbags at the outboard seating positions plus a new airbag offering driver knee protection. The i40 takes every possible precaution to reduce the risk of serious injury.

KNEE AIRBAG#

Installed just below the steering column in the i40, this new airbag is designed to reduce the risk of serious injuries to the driver's legs and knees in the event of a frontal collision.

*Available only in Sonata model range. #Available only in i40 model range.





Sonata Premium in Polished Metal





PACKED WITH SMART, CUTTING-EDGE TECHNOLOGY

The Hyundai medium car range reflects our passion for making rich technology and cutting-edge innovation accessible to everyone.

The Sonata and i40 offer a wide array of smart technologies that make driving safer, easier and more enjoyable, and help keep you connected with your world. High-end features such as satellite navigation and climate control air conditioning are standard on Elite and Premium variants.

TAKE YOUR MUSIC WITH YOU

Each sound system incorporates an AM/FM tuner, single CD player with MP3 capability with six speakers including two tweeters. With an AUX/USB audio input that offers iPod® compatibility,[^] you can accompany every journey with your favourite music.

BLUETOOTH CONNECTIVITY

Each vehicle's audio system includes Bluetooth® connectivity, providing you with a safe way to stay in touch with business, family and friends when out on the road.

STEERING WHEEL MOUNTED AUDIO, PHONE AND CRUISE CONTROLS

To help you keep your eyes on the road, ergonomically positioned steering wheel-mounted switches, located near the thumb area, allow you to control audio, Bluetooth® and cruise control functions.

DUAL ZONE CLIMATE CONTROL*

The fully automatic climate control system offers a dual zone mechanism that provides optimal comfort by allowing the driver and front passenger to select separate temperature settings.

*Available only in Elite and Premium variants. The Bluetooth® wordmark is owned by Bluetooth SIG, Inc. ^Please check your Bluetooth® device's capabilities to ensure compatibility. iPod® is a trademark of Apple Inc., registered in the US and other countries.

Sonata Premium shown

PREMIUM INTERIORS DESIGNED FOR COMFORT AND CONVENIENCE

The Sonata and i40 range feature interiors that are characterised by the use of high quality soft-touch materials and smart ergonomic design. Space is maximised and every button, knob or control is logically placed and easy to use.

SEATING THAT PROVIDES SUPPORT AND STYLE

Both driver and passenger seats are designed to provide maximum support for the longest journey, while your choices of trim range from smart, long-wearing woven cloth options through to the incomparable comfort of a premium interior.

AIR VENTILATED SEATS

The Premium variant of the Sonata and i40 model ranges offer under-seat fans that blow a gentle stream of cooling air through the miniature perforations in the leather appointed seats,* to help you stay cool and dry and maximise driving comfort.

PREMIUM STEERING WHEEL AND GEAR KNOB*

The soft comfort is extended to the steering wheel and gear shift knob.

60:40 SPLIT FOLDING REAR SEATS

Standard 60:40 split rear seats enable you to include cargo as well as passengers, and make it easy to carry long or awkwardly shaped objects.

*Leather appointed seats mean parts of the seats have a combination of genuine and artificial leather, but are not wholly leather.





i40 overseas model shown



i40 overseas model shown



i40 Premium Gear Knob

THE ALL-NEW SONATA

The All-New Sonata is the seventh generation of Hyundai's most popular sedan worldwide. Now even more refined and sophisticated, it combines a stylish and premium exterior with a confident and comfortable driving performance that's athletic and exhilarating.

Bringing together simple design features that are practical and utilising highly advanced technologies to make driving easier, safer and more enjoyable, the All-New Sonata creates a new benchmark in medium sedans.

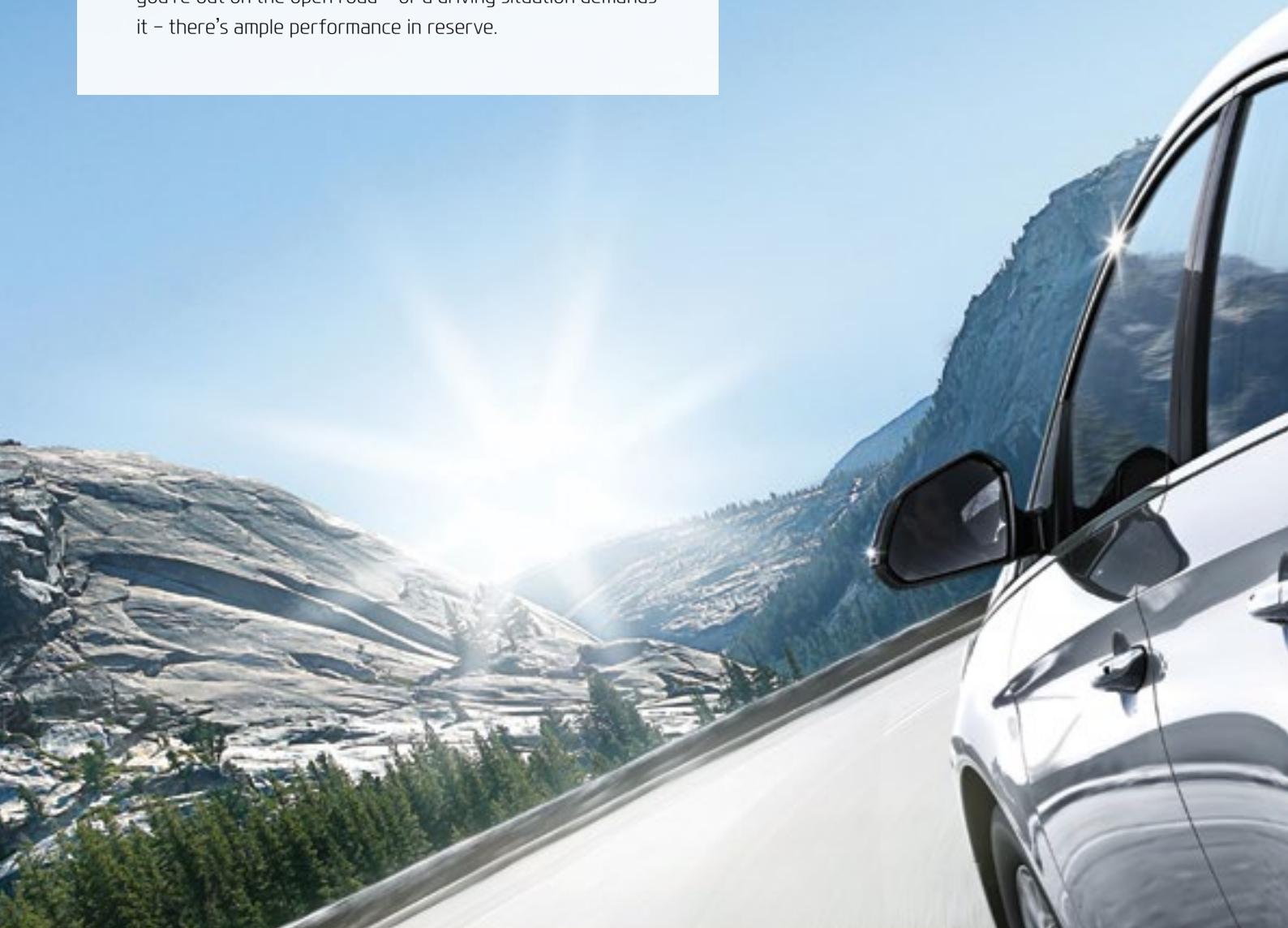




Sonata Premium in Coast Blue

THE PERFORMANCE YOUR HEART DESIRES

The All-New Sonata delivers impressive power when you need it. And even though you may spend most of your time driving in the city, it gives you the reassurance that when you're out on the open road - or a driving situation demands it - there's ample performance in reserve.





Sonata Premium in Platinum Silver

TESTED AND TUNED FOR AUSTRALIAN DRIVING CONDITIONS

With suspension and chassis upgrades – which include a new dual lower arm rear suspension to enhance braking and stability during high speed manoeuvres, as well as the extensive use of high-tensile strength steel for improved rigidity – the All-New Sonata delivers a rewarding ride and handling performance that's been precisely tuned to meet the demands of Australian roads.

2.4L GDI ENGINE...

The All-New Sonata Active variant harnesses a powerful 2.4L Gasoline Direct Injection (GDI) 4-cylinder engine, mated to a smooth shifting 6-speed automatic transmission for a balance of performance and fuel economy of 8.3L/100km* in local driving conditions.

...OR A TURBO FOR EVEN MORE EXCITEMENT AND SATISFACTION

In Sonata Elite and Premium variants, you'll enjoy the power of a 2.0L Turbocharged GDI engine that delivers an impressive 180 kW of power (at 6,000 RPM) and 350 Nm of torque (at 1,400 – 4,000 RPM), along with satisfying fuel economy of 9.2L/100km*.

MULTI-LINK REAR SUSPENSION

With Amplitude Selective Dampers (ASD), the rear wheel geometry of the suspension system has been optimised with dual lower arms, which evenly distributes lateral force and enhances stability during high-speed driving and turning.

MACPHERSON STRUT FRONT SUSPENSION

With Amplitude Selective Dampers (ASD), the All-New Sonata features revised geometry, offering high stability when braking and enhanced driving performance and steering response.

MOTOR DRIVEN POWER STEERING (MDPS)

The hardware and software of the MDPS system has been improved with a 32-bit data processing unit and Australian specific mapping for more precise control and increased steering feedback.

*Source: Australian Design Rule 81/02 static laboratory combined average for city and highway cycle test. Fuel consumption will vary depending on a combination of driving habits and the condition of the vehicle.

CLASSIC LINES WITH AN ATHLETIC EDGE

The All-New Sonata is bold, contemporary and understated. It creates an immediate impression of great aesthetics, underscored by a sense that this is a vehicle born to perform.

From the front, its bold single-frame hexagonal grille and lamp design present a modern and progressive face, while sculpted sidelines and a dynamic rear create a sense of assured confidence and high-performance.

17" AND 18" ALLOYS

On the Active and Elite variants, the 17" multi-spoke wheels of the All-New Sonata help improve cabin comfort. On the Premium variant, 18" alloys project a sophisticated look.



Sonata Premium 18" alloy





Sonata Premium in Coast Blue

ADVANCED THINKING COMBINED WITH LEADING EDGE TECHNOLOGIES

Beyond the features that are standard in the Hyundai medium car range, the All-New Sonata incorporates a wide array of seamlessly integrated technologies that work in tandem with smart ergonomic design to continuously enhance comfort, convenience and safety.

PROXIMITY SMART KEY* WITH PUSH BUTTON START

The proximity Smart Key allows you to unlock and lock your Sonata without handling the vehicle's key, and turn on the engine by simply pushing the start button and depressing the brake pedal.

SMART BOOT (HANDS-FREE OPENING)*

The Smart Boot release opens the bootlid automatically whenever the Smart Key is detected in close proximity for more than three seconds.

TOUCH SCREEN NAVIGATION SYSTEM*

The multimedia and navigation system features an 8.0" high-resolution touch screen that enables you to check navigation or audio visual information, one at a time.

INTEGRATED MEMORY SYSTEM (IMS)**

By pressing two buttons, the IMS enables you to store up to two of your driver's preferred seat positions as well as the side mirror angle, which adds extra convenience when one or more drivers use the car, or after valet parking.

LCD TRIP COMPUTER

The LCD Trip computer displays instant and average fuel consumption, distance to empty, trip distance, average speed and elapsed time, as well as a digital speedometer.

*Available only in Elite and Premium variants. **Available only in Premium variant.



Sonata Integrated Memory System (IMS)



Sonata Satellite Navigation

TAKE CONTROL WITH EASE

Throughout the driver's cockpit, switches, screens and controls are positioned so that they can be accessed with minimum distraction and maximum efficiency, allowing you to have complete control over all vehicle functions while keeping your eyes focussed on the road ahead.

For the Elite and Premium variants, the multimedia system, which is centred on an 8.0" high-resolution multimedia touch screen, is at the same horizon as the instrument cluster, further enhancing your ability to maintain control over the vehicle. Complete with DVD player and MP3 capability, this state-of-the-art system lets you take your world with you, keeping you connected, informed and entertained.

COLOUR YOUR JOURNEY WITH SOUND

The All-New Sonata is equipped with a six-speaker audio system that supports AM/FM radio as well as CDs and MP3 media. The system also has built-in iPod®/USB and auxiliary input jacks so you can access your iPod® through the audio controls to display track and artist information.

SATELLITE NAVIGATION*

The intuitive and easy to operate satellite navigation system incorporates HERE® maps that include thousands of points of interest such as parking stations, restaurants, ATMs and much more, while SUNA™ live traffic updates^ help you find the smartest way to get across town. And if you service your All-New Sonata at a Hyundai dealer, you will be entitled to three years of MapCare™ updates for the navigation system#.

*Available only in Elite and Premium variants. iPod® is a registered trademark of Apple Inc., registered in the US and other countries. ^SUNA™ Traffic channel coverage is available in the following metropolitan areas only: Adelaide, Brisbane, Canberra, Gold Coast, Melbourne, Perth and Sydney. #MapCare™: Plan only applies to new vehicles with factory-fitted satellite navigation. HERE® and MapCare™ are registered trademarks of Nokia Corporation. Maximum number of 2 updates, delivered on an annual cycle within 3 years of the vehicle's initial purchase. Free map updates only apply if the vehicle completes a scheduled service at a participating Hyundai dealer.



Sonata iPod®/USB and auxiliary input jacks



Sonata Premium dash shown



Sonata Smart Boot (hands-free opening)

CONFIDENCE FROM THE INSIDE OUT

The exterior design evolution of the All-New Sonata continues through every inch of the spacious interior, which offers ample head, shoulder and leg room for five adult passengers, combining high class and visually pleasing design with exceptional comfort and practicality.

The extensive use of premium materials and the attention that's paid to even the smallest of details – such as cushioning within the door armrest – convey a sense of luxury and accentuate the sense that everything has been comprehensively thought through.

Likewise, intuitive and ergonomic design principles mean that every button, knob and handle is placed where it should be, and designed for maximum operability.

PAANORAMA GLASS ROOF*

The twin-panel panorama glass roof floods every corner of the cabin with sunlight, with a retractable blind that provides shade and offers relief from the heat and external noise. At the touch of a button, the front roof panel opens for an open-roof driving experience, while a wind deflector helps minimise the buffeting effects of the wind.

*Available only in Premium variants.



EXTERIOR COLOURS

ICE WHITE WW7
(PEARL)PLATINUM SILVER Y7S
(METALLIC)POLISHED METAL V7S
(METALLIC)PHANTOM BLACK TB7
(PEARL)COAST BLUE WU7
(PEARL)REMINGTON RED RER
(PEARL)

Colours are indicative only and may vary due to the printing process.

INTERIOR TRIMS



BLACK CLOTH

METALLIC PAINTED TEXTURED
DASHBOARD/DOOR INSERTSBLACK LEATHER
APPOINTED SEATS*CARBON FIBRE EFFECT
DASHBOARD/DOOR INSERTS

*Leather appointed seats mean parts of the seats have a combination of genuine and artificial leather, but are not wholly leather.

WHEELS

17-inch



18-inch



17-inch alloy wheels

The 17-inch alloy wheels enhance the appearance of the car.
(Standard on Active and Elite variants)

18-inch alloy wheels

The 18-inch alloy wheels convey prestige and elegance.
(Standard on Premium variant)

SONATA VARIANT AVAILABILITY

| | | Sedan | | |
|--------|------|--------|-------|---------|
| | | Active | Elite | Premium |
| Petrol | Auto | • | • | • |

DIMENSIONS

Exterior Dimensions

| | | Sedan | | |
|--------------------------|-------|----------|----------|---------|
| | | Active | Elite | Premium |
| Length | | 4,855 mm | | |
| Width | | 1,865 mm | | |
| Height | | 1,475 mm | | |
| Wheelbase | | 2,805 mm | | |
| Wheel track | Front | 1,602 mm | 1,597 mm | |
| | Rear | 1,609 mm | 1,604 mm | |
| Minimum ground clearance | | 135 mm | | |

Interior Dimensions

| | | Sedan | | |
|----------------|---------------|---------------------|--------|---------|
| | | Active | Elite | Premium |
| Front | Head room | 1,025 mm | | 985 mm |
| | Leg room | 1,155 mm | | |
| | Shoulder room | 1,470 mm | | |
| Rear | Head room | 975 mm | 960 mm | |
| | Leg room | 905 mm | | |
| | Shoulder room | 1,435 mm | | |
| Cargo capacity | | 462L SAE / 510L VDA | | |

i40 MAKE AN IMPRESSION

Combining emotive design with intelligent practicality, the i40 range brings together luxury looks and style with all the substance and performance you demand, whether driving in the city or cruising through the countryside.

Available as a Sedan or Tourer, the i40 offers uncompromised comfort for driver and passengers yet also presents exceptional versatility in seating, storage and load capacity. It commands a striking and individual presence on the road that makes a lasting impression.





i40 Sedan Premium in Titanium Silver

AGILE AND RESPONSIVE DRIVING

Whether you're heading across town or taking off for a few days in the country, the i40 range delivers a stylish and effortless driving performance.

With more than enough power under the bonnet you'll always feel in command, and with the steering and suspension system fine-tuned for Australian conditions, you'll reach your destination feeling relaxed and refreshed.

The i40 driving experience is enhanced by an array of intelligent driver assistance technologies such as the sophisticated and adaptive front lighting system. (Premium only).





i40 Tourer Premium in Blue Spirit



i40 Premium shown

DEVOUR THE ROAD WITH CONSUMMATE EASE

The two new-generation engine choices available in the i40 range both deliver a smooth and quietly outstanding driving performance. Long journeys are effortless and when you need to accelerate quickly, the i40 offers a very satisfying level of passing power.

A compact six-speed transmission and Dual Continuously Variable Valve Timing (Dual CVVT) help it achieve exceptional fuel economy for a vehicle of its size and class, while also reducing other running costs (Petrol only).

TRAVEL UP TO 1,250KM ON ONE TANK OF FUEL[^]

Delivering exceptional fuel efficiency has been a core aim in developing the i40 range's powertrains, which centre on either an all-new 2.0 litre Nu direct injection petrol engine with Dual Continuously Variable Valve Timing (Dual CVVT), or an all-new U2 1.7 litre Turbo Diesel engine featuring common rail Diesel technology.

[^]Based on Australian Design Rule 81/02 static laboratory combined average city and highway cycle test for i40 Active CRDi.

AN OBSESSION WITH BEAUTIFUL DESIGN

With its bold confident looks and aerodynamic styling cues, the i40 Sedan and Tourer are both beautiful and practical.

EFFORTLESSLY STYLISH

Throughout, the exciting design aesthetics have been skilfully combined with a desire to achieve practicality and functionality. For example, bold yet highly efficient cat-eye shaped headlamps with LED Daytime Running Lamps create a striking impression enhancing visibility, while electric folding side mirrors include LED repeater lights for safer lane changes and turns.

BUILT TO BE DRIVEN AND ADMIRER

The careful selection of premium materials, immaculate bodywork and uncompromising build quality, ensure that your pleasure of owning and driving an i40 Sedan or Tourer extends long into the future.



i40 Premium Panorama Glass Roof



i40 Tourer Premium in Blue Spirit and i40 Sedan Premium in Titanium Silver



i40 Premium HID Dusk Sensing Headlamp



i40 Premium Side Mirror Indicator

SOPHISTICATED TOUCHES AND TECHNOLOGY-RICH FEATURES

Exclusive to the i40 Sedan and Tourer, the following high-end inclusions demonstrate Hyundai's determination to create the best possible driving experience.

SMART PARK ASSIST*†

Smart Park Assist uses sensors on either side of the vehicle to search for parallel parking spaces that are the correct size. Once a location is found, the i40 can take complete control of the steering while the driver controls the vehicle speed, guiding the i40 into the selected space.

LANE DEPARTURE WARNING (LDW) WITH LANE KEEP ASSIST SYSTEM (LKAS)*

Activated above 60km/hr and under 150km/hr, LDW uses a camera to scan the road ahead and will alert the driver if it senses the vehicle is unintentionally veering from its current lane. If combined with LKAS, the system will also assist by applying steering input to help keep the vehicle between the lane markings. It's designed to prevent those moments when a lapse of concentration can cause the vehicle to stray outside the lane.

LED-TYPE REAR COMBINATION LAMPS

Large, wraparound rear combination lamps are sculpted and use an LED array for maximum brightness, saving energy and enhancing safety. By lighting up a split second faster than conventional lamps, they alert the following driver sooner.

RAIN SENSING WIPERS**

The rain sensing wipers give you one less thing to worry about by automatically activating the wipers when moisture is detected on the windscreen.

PUSH BUTTON START AND SMART KEY**

The end of fumbling for misplaced keys. If the key is with you, unlock the doors by pressing the front door handle button and start the engine at the push of a button and depress of the brake pedal.

SMART TAILGATE***

The Smart Tailgate offers hands-free functionality, automatically opening the power tailgate when the proximity Smart Key is within 50-100cm of the boot of the car for three seconds or more.

SATELLITE NAVIGATION**

The satellite navigation system on Elite and Premium models comes integrated with a rear view camera display, as well as Bluetooth®/iPod® connectivity. The system also incorporates HERE® maps that include thousands of points of interest such as parking stations, restaurants, ATMs and much more, while SUNA™ live traffic updates^ help you find the smartest way to get across town. Also, if you service your i40 with a Hyundai dealer, you will be entitled to three years of MapCare™ updates# for the navigation system.



PADDLE SHIFTERS

Steering wheel-mounted paddle shifters add a sports-car touch to your drive by letting you control when to upshift or downshift the six-speed automatic.

SPEED LIMITER AND CRUISE CONTROL SWITCH

The Speed Limiter function is within the cruise control system. The driver simply specifies the desired maximum speed – that can be overridden in an emergency – via the steering wheel controls, with the figure displayed in the trip computer.

DRIVE MODE SELECT

The system is activated via a centre console switch, allowing the driver to choose from Normal, Eco, or Sports mode to customise the driving style to best meet the environment. Normal mode is most suited for day-to-day driving, Eco mode reprograms automatic transmission shift points to achieve optimum fuel economy, whilst Sports mode delays automatic transmission shift points and reduces steering assistance to achieve a sportier driving experience.

HEATED SEATS*

Front seats feature three-stage heated seat cushions. Rear seat bases are also heated.

ADAPTIVE FRONT LIGHT SYSTEM (AFLS)*

Night driving visibility and safety is enhanced with AFLS headlights which swivel in steering direction and incorporate self leveling HID headlamps.

LUGGAGE NET AND HOOK

Unsecured cargo can pose a threat to driving safety. The luggage net* provides a fast and easy solution, while a floor rail^o helps keep your luggage safely secured.

*Available only in Premium variants.

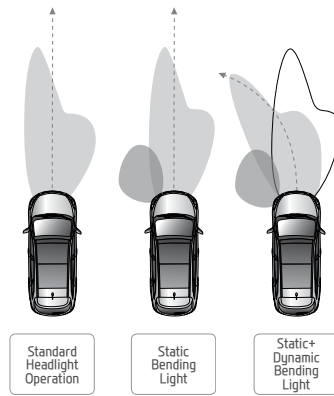
**Available only in Elite and Premium variants.

***Available only in Tourer Premium variant.

^oAvailable only in Tourer Elite and Premium variants.

†Smart Park Assist is designed as a driver aid and should not be a substitute for a driver being aware of their vehicle's surroundings. Please refer to your owner manual for full details and instructions on how to properly use your Smart Park Assist feature.

The Bluetooth[®] wordmark is owned by Bluetooth SIG, Inc. Please check your Bluetooth[®] device's capabilities to ensure compatibility. iPod[®] is a registered trademark of Apple Inc., registered in the US and other countries. [^]SUNA[™] Traffic channel coverage is available in the following metropolitan areas only: Adelaide, Brisbane, Canberra, Gold Coast, Melbourne, Perth and Sydney. [#]MapCare[™]: Plan only applies to new vehicles with factory-fitted satellite navigation. HERE[®] and MapCare[™] are registered trademarks of Nokia Corporation. Maximum number of 2 updates, delivered on an annual cycle within 3 years of the vehicle's initial purchase. Free map updates only apply if the vehicle completes a scheduled service at a participating Hyundai dealer.



Adaptive Front Light System (AFLS)



i40 Tourer Premium Smart Tailgate



i40 Speed Limiters and Cruise Control Switch



i40 LED-Type Combination Lamps



i40 Premium Luggage Net and Hook

EVERY JOURNEY IS A FIRST CLASS EXPERIENCE

Step inside the i40 range and it's immediately clear that the high-level design, workmanship and attention to detail that distinguish the outside have been carried through to the interior.


The use of premium materials adds an extra sense of luxury and refinement, while on Premium variants, the full-length panorama glass roof gently bathes the entire cabin with sunlight to transform the mood and connect your driving experience to the beauty of the world around you.

With the i40 Tourer, 60:40 folding rear seats make it easy to include both cargo and passengers, and allow you to increase your carrying capacity from 506-litres to as much as 1,672 litres.

The i40 Sedan and Tourer's beauty is complemented by technology-rich features that provide even greater comfort and convenience to the driver and passengers.



i40 Push Button Start



i40 Steering Wheel Controls

PUSH BUTTON START*

This lets you fire up the engine while the key is still in your pocket or bag.

IPHONE®, IPOD® AND USB PORT†

Connection ports are provided to connect most types of personal music players including USB memory devices.

STEERING WHEEL CONTROLS

Steering wheel buttons make it easy to operate the audio system and cruise control, while keeping both hands on the wheel.

POWER LUMBAR SUPPORT

Power lumbar support is available for the front passenger seat# and driver's seat^.

STORAGE BOX AND CUP HOLDER

This handy container with sliding cover is ideal for storing those little odds and ends.

*Available only in Elite and Premium variants. #Available only in Premium variant. ^Available only in Elite variant. iPhone® and iPod® are trademarks of Apple Inc., registered in the US and other countries. †iPhone®/iPod® connection cable is available as an accessory. (iPhone®/iPod® and connection lead not included)



i40 iPhone® iPod® and USB Port

EXTERIOR COLOURS




CREAMY WHITE **PCW** (SOLID)[^] SLEEK SILVER **PS3** (METALLIC) TITANIUM SILVER **T6S** (METALLIC) STONE GREY **S6G** (METALLIC)



WHITE CRYSTAL **PW6** (MICA)^o RED MERLOT **VR6** (MICA) BLUE SPIRIT **YU6** (MICA) PHANTOM BLACK **PKA** (METALLIC)

[^]Active and Elite only. ^oPremium only. Colours are indicative only and may vary due to the printing process.

INTERIOR TRIMS



BLACK CLOTH



BLACK LEATHER APPOINTED SEATS*

*Leather appointed seats mean parts of the seats have a combination of genuine and artificial leather, but are not wholly leather.

WHEELS

16-inch

17-inch

18-inch



16-inch alloy wheels

16-inch alloy wheels feature an elegant new spoke design. (Standard on Active)

17-inch alloy wheels

The 17-inch alloy wheels enhance the appearance of the car. (Standard on Elite)

18-inch alloy wheels

The 18-inch alloy wheels convey prestige and elegance. (Standard on Premium)

i40 VARIANT AVAILABILITY

| | | Sedan | | | Tourer | | |
|--------|------|--------|-------|---------|--------|-------|---------|
| | | Active | Elite | Premium | Active | Elite | Premium |
| Diesel | Auto | • | • | • | • | • | • |
| Petrol | Auto | • | • | • | • | • | • |

DIMENSIONS

Exterior Dimensions

| | | Sedan | Tourer |
|--------------------------|-------|--|----------|
| Length | | 4,740 mm | 4,770 mm |
| Width | | 1,815 mm | |
| Height (with roof rails) | | 1,470 mm | |
| Wheelbase | | 2,770 mm | |
| Wheel track | Front | 1,591 mm (Active) / 1,579 mm (Elite and Premium) | |
| | Rear | 1,597 mm (Active) / 1,585 mm (Elite and Premium) | |
| Minimum ground clearance | | 140 mm | |

Interior Dimensions

| | | Sedan | Tourer |
|----------------|---------------|----------|---|
| Front | Head room | 1,025 mm | |
| | Leg room | 1,170 mm | |
| | Shoulder room | 1,455 mm | |
| Rear | Head room | 965 mm | 990 mm |
| | Leg room | 850 mm | |
| | Shoulder room | 1,420 mm | |
| Cargo capacity | | 505L | 506L (rear seat up)/maximum 1,672L (rear seat folded) |

HYUNDAI SONATA GENUINE ACCESSORIES

Hyundai Genuine Accessories can enhance your driving pleasure and ownership pride by adding extra ease and enjoyment to your lifestyle pursuits. Importantly, Hyundai Genuine Accessories are an astute way to help keep your All-New Sonata in original showroom condition.

All Hyundai Genuine Accessories are backed by a 5-year warranty if purchased at the time of a new Hyundai vehicle and fitted by an authorised Hyundai dealer.†

*All Hyundai Genuine Accessories are subject to warranty conditions. See your nearest Hyundai Dealer or visit our website at www.hyundai.com.au for full warranty terms and usage recommendations. Accessories pictured are all sold separately at an additional cost.

5 YEAR
ACCESSORIES
WARRANTY



Genuine Accessories



The Hyundai Sonata active model featured above in Platinum Silver is accessorised with Hyundai Genuine Whisper™ Quiet Roof Racks⁵, Surfboard Carrier, Bonnet Protector, Headlight Protectors (set of 2), Tinted Stylevisors (set of 4), Towbar, Towball and Trailer Wiring Harness, Front and Rear Mudflaps³. All sold separately at an additional cost. Surfboard not included.



Dash Mat

- Contoured
- Colourfast



Cargo Liner

- Protects your boot
- High quality material



Tailored Carpet Floor Mats (set of 4)

- Contoured and Colourfast
- Driver's side locating clip

| Hyundai Genuine Accessories | Sonata Sedan | | |
|---|--------------|-------|---------|
| | Active | Elite | Premium |
| Technology | | | |
| Auxiliary Cable | • | • | • |
| Direct Connect for iPod® | • | – | – |
| iPad® Holder¹ | • | • | • |
| Interior | | | |
| Tailored Carpet Floor Mats (set of 4) | • | • | • |
| Dash Mat | • | • | • |
| Cargo Liner | • | • | • |
| Fabric Rear Bumper Protector | • | • | • |
| Portable Cooler² (12 volt, 15 litre) | • | • | • |
| Cargo Organiser | • | • | • |
| Exterior | | | |
| Headlight Protectors (set of 2) | • | • | – |
| Bonnet Protector | • | • | • |
| Tinted Stylevisors (set of 4) | • | • | • |
| Front Mudflaps³ (set of 2) | • | • | • |
| Rear Mudflaps³ (set of 2) | • | • | • |
| Towbar, Towball and Trailer Wiring Harness⁴ | • | • | • |
| Roof Racks and Lifestyle | | | |
| Whisper™ Quiet Roof Racks⁵ | • | • | – |
| Roof Mounted Bike Carrier | • | • | – |
| Thule Bike rack (Wheel on) | • | • | – |
| Roof Mounted Kayak Holder | • | • | – |
| Ski and Snowboard Carrier | • | • | – |
| Surfboard Carrier | • | • | – |
| Safety | | | |
| First Aid Kit (4 Pocket) | • | • | • |

1. iPad® is a registered trademark of Apple Inc. The iPad® holder has been designed to hold an iPad® 1, 2 or 3 securely. To ensure occupants are protected in the event of a collision, the screen protector must be fitted to the iPad® when in use. iPad® not included. 2. Only suitable for use with a retractable seatbelt. 3. Please note that mudflaps cannot be fitted in conjunction with a Full BodyKit or Rear Skirt. 4. Maximum Ball Download = 70kg. Towing capacity = 1,300kg braked and 400kg unbraked. Towbar capacity subject to regulatory requirements, towbar design, vehicle design and towing equipment limitations. 5. Load capacity = 75kg evenly distributed over 2 bars.



Tinted Stylevisors (set of 4)

- Reduces fogging without you getting wet
- Slimline and UV-resistant



Bonnet Protector

- UV-resistant
- Durable



Towbar, Towball and Trailer Wiring Harness⁴

- Engineered to suit Australian conditions
- Trouble-free towing



Headlight Protector

- UV-resistant
- Durable



Cargo Organiser

- Durable casing
- Keep items arranged and upright

HYUNDAI i40 GENUINE ACCESSORIES

Hyundai Genuine Accessories can enhance your driving pleasure and ownership pride by adding extra ease and enjoyment to your lifestyle pursuits. Importantly, Hyundai Genuine Accessories are an astute way to help keep your i40 Sedan or i40 Tourer in original showroom condition.

All Hyundai Genuine Accessories are backed by a 5-year warranty if purchased at the time of a new Hyundai vehicle and fitted by an authorised Hyundai dealer.†

*All Hyundai Genuine Accessories are subject to warranty conditions. See your nearest Hyundai Dealer or visit our website at www.hyundai.com.au for full warranty terms and usage recommendations. Accessories pictured are all sold separately at an additional cost.



Genuine Accessories



The Hyundai i40 Sedan Elite model featured above in Phantom Black is accessorised with Hyundai Genuine Whispbar™ Quiet Roof Racks³, Surfboard Carrier, Tinted Stylevisors (set of 4), Towbar, Towball⁴ and Trailer Wiring Harness (sold separately) and Front and Rear Mudflaps³. All sold separately at an additional cost. Surfboard not included.



The Hyundai i40 Tourer Elite model featured above in Creamy White is accessorised with Hyundai Genuine Whispbar™ Quiet Roof Racks³, Surfboard Carrier, Bonnet Protector, Headlight Protectors (set of 2), Tinted Stylevisors (set of 4), Front and Rear Mudflaps³. All sold separately at an additional cost. Surfboard not included.



Cargo Liner

- Protects your boot
- High quality material



Tinted Stylevisors (set of 4)

- Reduces fogging without you getting wet
- Slimline and UV-resistant



Bonnet Protector

- UV-resistant
- Durable

| Hyundai Genuine Accessories | i40 Tourer | | | i40 Sedan | | |
|--|------------|-------|---------|-----------|-------|---------|
| | Active | Elite | Premium | Active | Elite | Premium |
| Technology | | | | | | |
| Auxiliary Cable | • | • | • | • | • | • |
| iPad® Holder ¹ | • | • | • | • | • | • |
| Interior | | | | | | |
| Cargo Barrier | • | • | • | – | – | – |
| Tailored Carpet Floor Mats (set of 4) | • | • | • | • | • | • |
| Dash Mat | • | • | • | • | • | • |
| Cargo Liner | • | • | • | • | • | • |
| Fabric Rear Bumper Protector | • | • | • | • | • | • |
| Portable Cooler ² (12 volt, 15 litre) | • | • | • | • | • | • |
| Cargo Organiser | • | • | • | • | • | • |
| Exterior | | | | | | |
| Headlight Protectors (set of 2) | • | • | – | • | • | – |
| Bonnet Protector | • | • | • | • | • | • |
| Tinted Stylevisors (set of 4) | • | • | • | • | • | • |
| Paint Protector Film – Bonnet | • | • | • | – | – | – |
| Paint Protector Film – Door Scuff | • | • | • | – | – | – |
| Paint Protector Film – Rear Bumper | • | • | • | – | – | – |
| Front Mudflaps ³ (set of 2) | • | • | • | • | • | • |
| Rear Mudflaps ³ (set of 2) | • | • | • | • | • | • |
| Towbar and Towball ⁴ | • | • | • | • | • | • |
| Trailer Wiring Harness (Includes flat pin) | • | • | • | • | • | • |
| Roof Racks and Lifestyle | | | | | | |
| Whisper™ Quiet Roof Racks ⁵ | • | • | • | • | • | – |
| Roof Mounted Bike Carrier | • | • | • | • | • | – |
| Thule Bike rack (Wheel on) | • | • | • | • | • | – |
| Roof Mounted Kayak Holder | • | • | • | • | • | – |
| Ski and Snowboard Carrier | • | • | • | • | • | – |
| Surfboard Carrier | • | • | • | • | • | – |
| Safety | | | | | | |
| First Aid Kit (4 Pocket) | • | • | • | • | • | • |

1. iPad® is a registered trademark of Apple Inc. The iPad® holder has been designed to hold an iPad® 1, 2 or 3 securely. To ensure occupants are protected in the event of a collision, the screen protector must be fitted to the iPad® when in use. iPad® not included.
2. Only suitable for use with a retractable seatbelt. 3. Please note that mudflaps cannot be fitted in conjunction with a Full BodyKit or Rear Skirt. 4. Maximum Ball Download = 150kg. Towing capacity = 1,500kg braked and 700kg unbraked. Towbar capacity subject to regulatory requirements, towbar design, vehicle design and towing equipment limitations. 5. Load capacity = 75kg evenly distributed over 2 bars. 6. Snowboard not included.



Ski and Snowboard Carrier⁶

- Secured by a double lock function
- Push-button release for easy access



Towbar and Towball⁴

- Engineered to suit Australian conditions
- Trouble-free towing



Tailored Carpet Floor Mats (set of 4)

- Contoured and Colourfast
- Driver's side locating clip



Dash Mat

- Contoured
- Colourfast



Headlight Protector

- UV-resistant
- Durable

| Engine | Theta II 2.4 GDI (Active) | Theta II 2.0 Turbo GDI (Elite & Premium) | |
|---|--|---|---------|
| Configuration | Transverse front engine, front wheel drive | Transverse front engine, front wheel drive | |
| Cylinder capacity | 2.4 litres (2,359 cc) | 2.0 litres (1,998 cc) | |
| Number of cylinders | 4 in-line | 4 in-line | |
| Valve system | 16 valves, dual overhead cam (DOHC) with Dual Continuously Variable Valve Timing (D-CVVT) and mechanical lash adjusters | 16 valves, dual overhead cam (DOHC) with Dual Continuously Variable Valve Timing (D-CVVT) and mechanical lash adjusters | |
| Intake system | 2-step variable induction system | 2-step variable induction system, twin-scroll turbocharger | |
| Maximum power | 138 kW @ 6,000 RPM | 180 kW @ 6,000 RPM | |
| Maximum torque | 241 Nm @ 4,000 RPM | 350 Nm @ 1,400-4,000 RPM | |
| Fuel System | GDI (Gasoline Direct Injection), Petrol | GDI (Gasoline Direct Injection), Petrol | |
| Bore x stroke | 88.0 mm x 97.0 mm | 86.0 mm x 86.0 mm | |
| Compression ratio | 11.3 : 1 | 10.0 : 1 | |
| Transmission | Theta II 2.4 GDI (Active) | Theta II 2.0 Turbo GDI (Elite & Premium) | |
| Automatic | 6 speed automatic, electronically controlled with lock-up torque converter | 6 speed automatic, electronically controlled with lock-up torque converter | |
| Gear ratio | Auto | Auto | |
| 1st | 4.212 | 4.766 | |
| 2nd | 2.637 | 2.946 | |
| 3rd | 1.800 | 1.917 | |
| 4th | 1.386 | 1.420 | |
| 5th | 1.000 | 1.000 | |
| 6th | 0.772 | 0.772 | |
| Reverse | 3.385 | 3.393 | |
| Final drive ratio | 2.885 | 2.885 | |
| Steering | MDCPS (Motor Driven Power Steering), rack and pinion | | |
| Type | Tilt and telescopic | | |
| Column | Tilt and telescopic | | |
| Minimum turning circle diameter between kerbs / walls | 10.9 m | | |
| Number of steering wheel turns lock to lock | 2.78 | | |
| Suspension | MacPherson strut with Amplitude Selective Dampers (ASD) | | |
| Front | MacPherson strut with Amplitude Selective Dampers (ASD) | | |
| Rear | Multi-link with Amplitude Selective Dampers (ASD) | | |
| Brakes | Dual-diagonal, split circuit, power assisted with Electronic Brakeforce Distribution (EBD) and Brake Assist System (BAS) | | |
| General | Dual-diagonal, split circuit, power assisted with Electronic Brakeforce Distribution (EBD) and Brake Assist System (BAS) | | |
| Front | 305 mm x 25 mm ventilated disc (Active) 320 mm x 28 mm ventilated disc (Elite and Premium) | | |
| Rear | 284 mm x 10 mm solid disc | | |
| Dimensions | | | |
| Exterior | | | |
| Length (mm) | 4,855 | | |
| Width (mm) | 1,865 | | |
| Height (mm) | 1,475 | | |
| Wheelbase (mm) | 2,805 | | |
| Wheel track - front / rear (mm) | 1,602 / 1,609 (Active and Elite) 1,597 / 1,604 (Premium) | | |
| Minimum ground clearance (mm) | 135 | | |
| Interior | | | |
| Head room - front / rear (mm) | 1,025 / 975 (Active and Elite) 985 / 960 (Premium) | | |
| Leg room - front / rear (mm) | 1,155 / 905 | | |
| Shoulder room - front / rear (mm) | 1,470 / 1,435 | | |
| Hip room - front / rear (mm) | 1,404 / 1,426 | | |
| Cargo area - SAE / VDA (L) | 462 / 510 | | |
| Weight | Theta II 2.4 GDI (Active) | Theta II 2.0 Turbo GDI (Elite and Premium) | |
| Kerb - lightest / heaviest | 1,500 / 1,587 kg | 1,560 / 1,645 kg | |
| GVM | 2,060 kg | 2,120 kg | |
| Towing capacity (braked / unbraked) | 1,300 / 750 kg | | |
| Fuel Consumption [†] | | | |
| Combined (l/100km) | 8.3 | 9.2 | |
| Urban (l/100km) | 12.1 | 13.4 | |
| Extra (l/100km) | 6.3 | 6.7 | |
| CO ₂ (Combined g/km) | 194 | 213 | |
| Fuel tank volume (L) | 70 | | |
| [†] Source: Australian Design Rule 81/02 static laboratory combined average city and highway cycle test. Fuel consumption will vary depending on a combination of driving habits and the condition of the vehicle. | | | |
| Wheels and Tyres | Active | Elite | Premium |
| 17 x 7.0J alloy wheels with 215/55 R17 tyres | • | • | - |
| 18 x 7.5J alloy wheels with 235/45 R18 tyres | - | - | • |
| Full size matching spare wheel | • | • | • |

| Active Safety | Active | Elite | Premium |
|--|--------|-------|---------|
| Electronic Stability Control (ESC) including: | | | |
| Traction Control System (TCS) | • | • | • |
| Anti-lock Braking System (ABS) | • | • | • |
| Electronic Brakeforce Distribution (EBD) | • | • | • |
| Brake Assist System (BAS) | • | • | • |
| Vehicle Stability Management (VSM) | • | • | • |
| Hill-start Assist Control (HAC) | • | • | • |
| Features | | | |
| Rear view camera with display integrated into 4.3" monitor (Active) or 8.0" monitor (Elite and Premium) | • | • | • |
| Rear parking assist system (4 head) | • | • | • |
| Front parking assist system (4 head) | - | - | • |
| Automatic dusk sensing headlamps with escort and welcome function | • | • | • |
| LED Daytime Running Lamps (DRL) | • | • | • |
| Emergency Stop Signal (ESS) | • | • | • |
| Warning chimes and lights (front and rear seatbelts) | • | • | • |
| High Intensity Discharge (HID) Bi-Xenon headlamps with washer system and auto-leveling | - | - | • |
| Static bending lamps | - | - | • |
| Auto Hold function incorporated into Electronic Park Brake | - | - | • |
| Day / night rear view mirror | • | • | • |
| Electro-chromatic mirror (ECM) - auto-dimming interior mirror | - | - | • |
| Passive Safety | Active | Elite | Premium |
| Airbags | | | |
| Driver and front passenger SRS airbags | • | • | • |
| Driver and front passenger side (thorax) SRS airbags | • | • | • |
| Side curtain SRS airbags | • | • | • |
| Seatbelts | | | |
| Pretensioners, load limiters and height adjustable upper mounts (4 stage) on front seat belts | • | • | • |
| Seat belt reminder (all seatbelts) | • | • | • |
| Seating | | | |
| 3 child restraint anchors in rear | • | • | • |
| Height adjustable front head restraints with tilt function | • | • | • |
| Height adjustable rear head restraints | • | • | • |
| Security | Active | Elite | Premium |
| Central locking | • | • | • |
| Engine immobiliser | • | • | • |
| Hyundai Active Locking Operation (HALO) | • | • | • |
| Keyless entry with burglar alarm | • | • | • |
| Speed / impact sensing auto door lock / unlock | • | • | • |
| Proximity Smart Key with push button start | - | • | • |
| Sound System | Active | Elite | Premium |
| 4.3" touch screen audio system with CD player, MP3 capability, 6 speakers and media ripping / storage capability | • | - | - |
| 8.0" touch screen satellite navigation system with DVD player, MP3 capability, 6 speakers and 3 years HERE® MapCare™ [†] | - | • | • |
| AUX / USB audio input with digital iPod® compatibility [‡] | • | • | • |
| Bluetooth® connectivity (handsfree phone operation and audio streaming) [†] | • | • | • |
| Steering wheel mounted audio and phone controls | • | • | • |
| Occupant Comfort and Convenience | Active | Elite | Premium |
| Height adjustable driver's and front passenger's seat | • | • | • |
| Electrically adjusted driver's seat (12 way including lumbar) | - | • | • |
| Electrically adjusted front passenger's seat (8 way) | - | - | • |
| Integrated Memory System (IMS) on driver's seat and exterior mirrors | - | - | • |
| Air ventilated front seats | - | - | • |
| Heated front seats | - | - | • |
| Rear seat centre fold-down armrest | • | • | • |
| Ambient temperature and digital clock display | • | • | • |
| Cruise control with steering wheel mounted controls | • | • | • |
| Electronic Park-Brake (EPB) | - | - | • |
| One touch turn signal (3, 5 or 7 flashes) | • | • | • |
| Rain sensing wipers | - | - | • |
| Trip computer with instant and average fuel consumption, distance to empty, digital speedometer, trip distance, average speed and elapsed time readout | • | • | • |
| Tilt and telescopic steering column | • | • | • |
| Panorama glass roof | - | - | • |
| Electric folding side mirrors | - | • | • |
| Heated external mirrors | - | - | • |
| Smart Boot (hands-free opening) | - | • | • |

| Occupant Comfort and Convenience | Active | Elite | Premium |
|--|--------|-------|---------|
| Front and rear power windows with one touch window up and down function on driver's window | • | • | • |
| One touch window up and down function on front passenger window | - | - | • |
| 3 roof grip handles and 3 coat hooks | • | • | • |
| Front sunvisors with vanity mirrors | • | • | • |
| Rear door curtains (manual type) | - | - | • |
| 2 x 12V power outlets in front centre console storage unit | • | • | • |
| 1 x 12V power outlet in rear centre console | • | • | • |
| Exterior Styling | Active | Elite | Premium |
| Body coloured bumpers | • | • | • |
| Dark chrome front radiator grille | • | • | • |
| Chrome exterior door handles | - | • | • |
| Chrome door frame and belt line moulding | • | • | • |
| Dual exhaust tips with chrome coating | • | • | • |
| Interior Styling | Active | Elite | Premium |
| Cloth seats | • | - | - |
| Leather appointed* seats | - | • | • |
| Premium steering wheel and gear knob | • | • | • |
| Premium door centre trim | • | • | • |
| Premium dash cluster hood | - | • | • |
| Metallic painted centre fascia panels | • | • | • |
| Metallic painted textured dashboard / door inserts | • | - | - |
| Carbon fibre effect dashboard / door inserts | - | • | • |
| Metallic painted interior door handles | • | - | - |
| Alloy look interior door handles | - | • | • |
| Alloy look inserts in air vents, audio, and ventilation controls | • | • | • |
| Stainless steel door scuff plates (with 'Sonata' etching on front door scuff plates) | - | • | • |
| Exterior Lighting | Active | Elite | Premium |
| LED type rear combination lamps with bulb turn signal and reverse light | - | • | • |
| LED high mount stop lamp (HMSL) | • | • | • |
| LED side repeater integrated into side mirrors | • | • | • |
| LED front positioning lamps | • | • | • |
| LED puddle lamps in side mirrors | - | - | • |
| LED courtesy lamps in front door handles | - | • | • |
| Interior Lighting | Active | Elite | Premium |
| 3.5" OLED display in dash cluster | • | • | - |
| 4.2" TFT Colour LCD display in Supervision cluster | - | - | • |
| Front room lamp with integrated map lamps for front passengers (LED type on Premium) | • | • | • |
| Centre room lamp | • | • | - |
| LED map lamps for rear outboard passengers | - | - | • |
| Ambient lighting for front centre console | • | • | • |
| Door courtesy lamps (front) | • | • | • |
| Interior light fade-out delay | • | • | • |
| Illuminated vanity mirrors | • | • | • |
| Cargo area lamp | • | • | • |
| Interior Ventilation | Active | Elite | Premium |
| Manual air conditioning | • | - | - |
| Dual zone climate control | - | • | • |
| Windscreen auto defog function | - | - | • |
| Rear centre console cooling vents | • | • | • |
| Rear heating ducts | • | • | • |
| Cabin air filter | • | • | • |
| Storage Solutions | Active | Elite | Premium |
| 60:40 split folding rear seats | • | • | • |
| Front seat back pockets | • | • | • |
| Front and rear door map pockets with bottle bulges | • | • | • |
| Cup holders in front centre console with sliding cover | • | • | • |
| Cup holders in rear centre arm rest | • | • | • |
| Deluxe centre floor console with storage compartment and front centre arm rest | • | • | • |
| Illuminated glove box compartment with opening damper | • | • | • |
| Retractable sunglasses compartment | • | • | • |
| Ticket holders on front sunvisors | • | • | • |

[†]MapCare™ Plan only applies to new vehicles with factory-fitted satellite navigation. HERE® and MapCare™ are registered trademarks of Nokia Corporation. Maximum number of 2 updates, delivered on an annual cycle within 3 years of the vehicle's initial purchase. Free map updates only apply if the vehicle is serviced at a participating authorised Hyundai dealer. iPod® is a registered trademark of Apple Inc., registered in the U.S. and other countries. [‡]Requires Genuine Hyundai Accessories Direct Connect for iPod®, Bluetooth® is a registered trademark of Bluetooth SIG, Inc. ^{††}Please check your Bluetooth® device's capabilities to ensure compatibility. *Leather appointed seats mean parts of the seats have a combination of genuine and artificial leather, but are not wholly leather.


| Engine | Petrol | Diesel | | |
|--|---|--|-------------|--------------------|
| Configuration | Transverse front mounted driving front wheels | | | |
| Cylinder capacity | 2.0 litres (1,999 cc) | 1.7 litres (1,685 cc) | | |
| Number of cylinders | 4 in-line DOHC | | | |
| Valve system | 16 valve (Dual CVVT / HLA / Swing arm) | 16 valve HLA | | |
| Maximum power | Tourer: 130 kW @ 6,500 RPM Sedan: 131 kW @ 6,500 RPM | 100 kW @ 4,000 RPM | | |
| Maximum torque | Tourer: 213 Nm @ 4,700 RPM Sedan: 214 Nm @ 4,700 RPM | 320 Nm @ 2,000-2,500 RPM | | |
| Fuel System | Gasoline Direct Injection (GDI) | Common Rail Direct Injection (CRDi) | | |
| Bore x stroke | 81.0 mm x 97.0 mm | 77.2 mm x 90.0 mm | | |
| Compression ratio | 11.5 : 1 | 17.0 : 1 | | |
| Transmission | Petrol | Diesel | | |
| 6 speed automatic with electronic sequential manual mode | • | • | | |
| Gear ratio | Auto | Auto | | |
| 1st | 4.212 | 4.639 | | |
| 2nd | 2.637 | 2.826 | | |
| 3rd | 1.800 | 1.841 | | |
| 4th | 1.386 | 1.386 | | |
| 5th | 1.000 | 1.000 | | |
| 6th | 0.772 | 0.772 | | |
| Reverse | 3.385 | 3.385 | | |
| Final drive ratio | 3.510 | 2.885 | | |
| Variant Availability | | | | |
| Sedan and Tourer | | | | |
| | Petrol (Automatic) | Diesel (Automatic) | | |
| Active | • | • | | |
| Elite | • | • | | |
| Premium | • | • | | |
| Steering | Petrol | Diesel | | |
| Type | MDPS (Motor driven power steering) rack and pinion | | | |
| Column | Manual tilt and telescope | | | |
| Minimum turning circle diameter between kerbs / walls | 10.94 metres | | | |
| Number of steering wheel turns lock to lock | 2.88 | | | |
| Brakes | Petrol | Diesel | | |
| General | Dual-diagonal, split-circuit, power-assisted braking system with pressure proportioning valve, Electronic Brakeforce Distribution (EBD) and Brake Assist System (BAS) | | | |
| ABS | 4-channel / 4 sensor Anti-skid Braking System (ABS) | | | |
| Front | 300 mm ventilated disc (Active) / 320 mm ventilated disc (Elite and Premium) | | | |
| Rear | 284 mm solid disc (Active) / 300 mm solid disc (Elite and Premium) | | | |
| Dimensions | Sedan | Tourer | | |
| Exterior | | | | |
| Length | 4,740 mm | 4,770 mm | | |
| Width | 1,815 mm | | | |
| Height (With roof rails) | 1,470 mm | | | |
| Wheelbase | 2,770 mm | | | |
| Wheel track - front / rear | 1,591 mm (Active), 1,579 mm (Elite and Premium) / 1,597 mm (Active), 1,585 (Elite and Premium) | | | |
| Minimum ground clearance (based on kerb weight) | 140 mm | | | |
| Interior | | | | |
| Head room front / rear | 1,025 / 965 mm | 1,025 / 990 mm | | |
| Leg room front / rear | 1,170 / 850 mm | | | |
| Shoulder room front / rear | 1,455 / 1,420 mm | | | |
| Hip room front / rear | 1,390 / 1,380 mm | | | |
| Cargo area (VDA) | 505 litres | 506 litres (rear seat up) / Maximum 1,672 litres (rear seats folded) | | |
| Weight | Sedan | Tourer | | |
| Kerb / GVM | Petrol | | | |
| Auto | 1,444 - 1,563 / 2,030 kg | 1,441 - 1,595 / 2,080 kg | | |
| Diesel | | | | |
| Auto | 1,507 - 1,626 / 2,100 kg | 1,514 - 1,659 / 2,150 kg | | |
| Towing Capacity | | | | |
| Braked / unbraked | 1,500 kg / 700 kg | | | |
| Maximum towball weight | 150 kg | | | |
| Suspension | Petrol | Diesel | | |
| Front | MacPherson Strut System | | | |
| Rear | Multi-link System | | | |
| Fuel Figures* | Petrol | | Diesel | |
| | Active Auto | Elite/Premium Auto | Active Auto | Elite/Premium Auto |
| Combined (L/100km) | 7.5 | 7.7 | 5.6 | 6.0 |
| Urban (L/100km) | 10.4 | 10.5 | 7.2 | 7.6 |
| Extra (L/100km) | 5.9 | 6.1 | 4.8 | 5.1 |
| CO ₂ Combined (g/km) | 176 | 179 | 149 | 159 |
| Fuel tank capacity (L) | 70 | 70 | 70 | 70 |

| Wheels and Tyres | Active | Elite | Premium |
|--|--------|-------|---------|
| 16" x 7.0J alloy wheels with 205/60 R16 tyres | • | — | — |
| 17" x 7.5J alloy wheels with 215/50 R17 tyres | — | • | — |
| 18" x 8.0J alloy wheels with 225/45 R18 tyres | — | — | • |
| Full size spare wheel | • | • | • |
| Active Safety | Active | Elite | Premium |
| Systems | | | |
| Anti-skid Braking System (ABS) with Electronic Brakeforce Distribution (EBD) and Brake Assist System (BAS) | • | • | • |
| Cornering Brake Control (CBC) | • | • | • |
| Hill-start Assist Control (HAC) | • | • | • |
| Vehicle Stability Management (VSM) with Electronic Stability Control (ESC) and Traction Control System (TCS) | • | • | • |
| Smart Park Assist System | — | — | • |
| Lane departure warning with lane keeping assist system | — | — | • |
| Features | | | |
| Automatic dusk sensing headlamps | • | • | • |
| Daytime Running Lamps (DRL) | • | • | • |
| High Intensity Discharge (HID) headlamps with washer system and auto-levelling | — | — | • |
| Adaptive Front Lighting System (AFLS) (dynamic bending lights) | — | — | • |
| Static bending lights | • | • | • |
| Emergency Stop Signal (ESS) | • | • | • |
| LED-type rear combination lamps | • | • | • |
| LED high mount stop lamp | • | • | • |
| LED side repeater integrated into side mirrors | • | • | • |
| Projector beam headlamps | • | • | • |
| Warning chimes (front seatbelts, overspeed) | • | • | • |
| Warning lights (front seatbelts, door ajar, check engine) | • | • | • |
| Auto Hold function incorporated into Electronic Park-Brake (EPB) | • | • | • |
| Speed limiter (steering wheel mounted) | • | • | • |
| Day / night rear view mirror | • | — | — |
| Electrochromatic (auto-dimming) rear view mirror (ECM) | — | • | • |
| Front and rear park assist (8 sensors on Active/Elite, 10 sensors on Premium) | • | • | • |
| Rear view camera (integrated into Sat Nav) | — | • | • |
| Passive Safety | Active | Elite | Premium |
| Airbags | | | |
| Driver and front passenger SRS airbags | • | • | • |
| Driver and front passenger side (thorax) SRS airbags | • | • | • |
| Driver's knee SRS airbags | • | • | • |
| Full-length side curtain SRS airbags | • | • | • |
| Rear seat outboard side (thorax) SRS airbags | • | • | • |
| Body | | | |
| Child safety door locks on rear doors | • | • | • |
| Side impact intrusion bars in doors | • | • | • |
| Seatbelts | | | |
| Pretensioners, load limiters and height adjustable front seat belts | • | • | • |
| Seat Belt Reminder (front seatbelts) | • | • | • |
| Seating | | | |
| 3 child restraint anchors in rear | • | • | • |
| ISOFIX (rear outboard seats) | • | • | • |
| Height adjustable rear head restraints | • | • | • |
| Security | Active | Elite | Premium |
| Central locking | • | • | • |
| Engine immobiliser | • | • | • |
| Hyundai Active Locking Operation (HALO) including speed sensing auto door locking, auto door unlock when in park and inside door unlock function | • | • | • |
| Impact sensing door unlock system | • | • | • |
| Keyless entry with burglar alarm | • | • | • |
| Push button start with proximity smart key | — | • | • |
| Multimedia System | Active | Elite | Premium |
| MP3 / WMA / CD player, AM / FM tuner | • | • | • |
| Standard audio with 4 speakers and 2 tweeters | • | — | — |
| 7" Satellite navigation audio system with 3 years HERE® MapCare™* with 4 speakers, 2 tweeters, amplifier and woofer | — | • | • |
| AUX / USB audio input with analogue iPod® compatibility ² | • | — | — |
| AUX / USB audio input with digital iPod® compatibility ² | — | • | • |
| Bluetooth® connectivity (Handsfree phone operation & audio streaming) ⁴ | • | • | • |
| Steering wheel mounted audio and phone controls | • | • | • |
| Occupant Comfort | Active | Elite | Premium |
| Ambient temperature and digital clock display | • | • | • |
| Trip computer with instant and average fuel consumption, distance to empty, trip distance, average speed and elapsed time readout | • | • | • |
| Amplitude Selective Dampers (ASD) | • | • | • |
| Cruise control with steering wheel mounted controls | • | • | • |
| Electronic Park-Brake (EPB) with Auto Hold function | • | • | • |
| Occupant Comfort | Active | Elite | Premium |
| One touch triple turn signal | • | • | • |
| Steering wheel mounted paddle shift | • | • | • |
| 12V power outlet in front centre console storage unit | • | • | • |

| Occupant Comfort | Active | Elite | Premium |
|---|--------|-------|---------|
| 12V power outlet in rear centre console (Tourer only) | • | • | • |
| 4 roof grip handles and 3 coat hooks | • | • | • |
| Front sunvisors with vanity mirrors | • | • | • |
| Manual folding side mirrors | • | • | — |
| Electric folding side mirrors | — | — | • |
| Heated external mirrors | • | • | • |
| Panorama glass roof | — | — | • |
| Solar glass with tinted rear privacy glass | — | — | • |
| Air ventilated front seats | — | • | • |
| Electrically adjusted driver's seat with lumbar support | — | • | • |
| Electrically adjusted front passenger seat with lumbar support | — | — | • |
| Front sports bucket seats | — | — | • |
| Heated front and rear outboard seats | — | — | • |
| Height adjustable driver's seat | • | • | • |
| Height adjustable front passenger seat | — | • | • |
| Height adjustable front active and rear head restraints | • | • | • |
| Integrated Memory System (IMS) on driver's seat | — | — | • |
| Rear seat centre fold-down armrest | • | • | • |
| Front and rear power windows | • | • | • |
| One touch window up and down function on all windows with anti-pinch safety feature | • | • | • |
| Rear washer and wiper (Tourer only) | • | • | • |
| Rain sensing wipers | — | • | • |
| Exterior Styling | Active | Elite | Premium |
| Body coloured bumper | • | • | • |
| Body coloured side mirror with LED side repeater | • | • | • |
| Chrome insert in exterior door handles | — | • | • |
| Chrome door frame and belt line moulding | — | • | — |
| Satin finish door frame and belt line moulding | — | — | • |
| Front fog lamps | — | • | • |
| High Intensity Discharge (HID) headlamps with washer system and auto-levelling | — | — | • |
| LED-type rear combination lamps | • | • | • |
| Rear spoiler with integrated LED high mount stop lamp (tourer only) | • | • | • |
| Dual exhaust tips with chrome coating (Sedan only) | • | • | • |
| Interior Styling | Active | Elite | Premium |
| Alloy pedals | — | • | • |
| Alloy look inserts in air vents and knobs in centre fascia | • | • | • |
| Alloy look interior door handles | — | • | • |
| Dashboard / door inserts in metallic paint finish | — | — | — |
| Dashboard / door inserts in brushed aluminium effect | — | • | • |
| Cloth seats | • | — | — |
| Leather appointed seats* | — | • | • |
| Stainless steel door scuff plates | — | — | • |
| Supervision cluster | • | • | • |
| 4.2" TFT Colour LCD display in Supervision cluster | — | — | • |
| Premium door centre trim | — | • | • |
| Premium steering wheel and gear knob | • | • | • |
| Interior Lighting | Active | Elite | Premium |
| Ambient lighting for centre console | • | • | • |
| Centre room lamp | • | • | — |
| Door courtesy lamps (front) and reflectors (rear) | • | • | • |
| Front room lamp with integrated map lamps for front passengers | • | • | • |
| Front footwell lighting | — | • | • |
| Illuminated vanity mirrors | • | • | • |
| Interior light fade-out delay | • | • | • |
| Map lamps for rear passengers | — | — | • |
| Cargo area lamp | • | • | • |
| Interior Ventilation | Active | Elite | Premium |
| Manual air conditioning | • | — | — |
| Dual full auto air conditioning with auto defog | — | • | • |
| Rear console cooling ducts | • | • | • |
| Rear heating ducts | • | • | • |
| Cabin filter | • | • | • |
| Storage Solutions | Active | Elite | Premium |
| 60 / 40 split fold rear seats | • | • | • |
| Cup holders in centre console box with sliding cover | • | • | • |
| Cup holders in rear centre arm rest | • | • | • |
| Deluxe centre console with integrated partition tray | • | • | • |
| Front seat back pockets | • | • | • |
| Front and rear map pockets in door | • | • | • |
| Illuminated lockable glove box compartment with opening damper | • | • | • |
| Glovebox compartment cooling | — | • | • |
| Retractable sunglasses compartment | • | • | • |
| Ticket holders on front sunvisors | • | • | • |
| Smart tailgate (rear power tailgate with hands-free operation - Tourer only) | — | — | • |
| Cargo net | — | — | • |
| Cargo blind and safety net (Tourer only) | • | • | • |
| Luggage rail (Tourer only) | — | • | • |

*Leather appointed seats mean parts of the seats have a combination of genuine and artificial leather, but are not wholly leather. †Source: ADR81/02. Fuel consumption will vary depending on a combination of driving habits and the condition of the vehicle. ‡MapCare™ Plan only applies to new vehicles with factory-fitted satellite navigation. HERE® and MapCare™ are registered trademarks of Nokia Corporation. Maximum number of 2 updates, delivered on an annual cycle within 3 years of the vehicle's initial purchase. Free map updates only apply if the vehicle is serviced at a participating authorised Hyundai dealer.

iPod® is a registered trademark of Apple Inc., registered in the U.S. and other countries. †Requires Genuine Hyundai Accessories Direct Connect for iPod®. Bluetooth® is a registered trademark of Bluetooth SIG, Inc. ‡Please check your Bluetooth® device's capabilities to ensure compatibility.



Hyundai Motor Company Australia Pty Ltd 394 Lane Cove Road, Macquarie Park, NSW Australia 2113

Hyundai Motor Company (HMC) and the Hyundai Motor Company Australia (HMCA) each reserve the right to alter vehicle specifications and equipment levels without notice. Some equipment featured on the cars in this brochure may not be available in Australia or may be optional. To the extent permitted by the law, neither HMC nor HMCA shall be liable to any person as a result of reliance on the content of this brochure. Please consult your Hyundai dealer for the latest specifications, equipment levels, options, prices, colours and vehicle availability. Metallic and mica paint are optional extras. Note: Information in this brochure is current as at 13/02/15. HMCA8135 Part No. LFVF0315B



Like us at
facebook.com/hyundaiaustralia

Follow us at
twitter.com/hyundaiaus