

Engine	Theta II 2.4 GDI (Active)	Theta II 2.0 Turbo GDI (Elite & Premium)	
Configuration	Transverse front engine, front wheel drive	Transverse front engine, front wheel drive	
Cylinder capacity	2.4 litres (2,359 cc)	2.0 litres (1,998 cc)	
Number of cylinders	4 in-line	4 in-line	
Valve system	16 valves, dual overhead cam (DOHC) with Dual Continuously Variable Valve Timing (D-CVVT) and mechanical lash adjusters	16 valves, dual overhead cam (DOHC) with Dual Continuously Variable Valve Timing (D-CVVT) and mechanical lash adjusters	
Intake system	2-step variable induction system	2-step variable induction system, twin-scroll turbocharger	
Maximum power	138 kW @ 6,000 RPM	180 kW @ 6,000 RPM	
Maximum torque	241 Nm @ 4,000 RPM	350 Nm @ 1,400-4,000 RPM	
Fuel System	GDI (Gasoline Direct Injection), Petrol	GDI (Gasoline Direct Injection), Petrol	
Bore x stroke	88.0 mm x 97.0 mm	86.0 mm x 86.0 mm	
Compression ratio	11.3 : 1	10.0 : 1	
Transmission	Theta II 2.4 GDI (Active)	Theta II 2.0 Turbo GDI (Elite & Premium)	
Automatic	6 speed automatic, electronically controlled with lock-up torque converter	6 speed automatic, electronically controlled with lock-up torque converter	
Gear ratio	Auto	Auto	
1st	4.212	4.766	
2nd	2.637	2.946	
3rd	1.800	1.917	
4th	1.386	1.420	
5th	1.000	1.000	
6th	0.772	0.772	
Reverse	3.385	3.393	
Final drive ratio	2.885	2.885	
Steering	MDPS (Motor Driven Power Steering), rack and pinion		
Type	Tilt and telescopic		
Column	Tilt and telescopic		
Minimum turning circle diameter between kerbs / walls	10.9 m		
Number of steering wheel turns lock to lock	2.78		
Suspension	MacPherson strut with Amplitude Selective Dampers (ASD)		
Front	MacPherson strut with Amplitude Selective Dampers (ASD)		
Rear	Multi-link with Amplitude Selective Dampers (ASD)		
Brakes	Dual-diagonal, split circuit, power assisted with Electronic Brakeforce Distribution (EBD) and Brake Assist System (BAS)		
General	Dual-diagonal, split circuit, power assisted with Electronic Brakeforce Distribution (EBD) and Brake Assist System (BAS)		
Front	305 mm x 25 mm ventilated disc (Active) 320 mm x 28 mm ventilated disc (Elite and Premium)		
Rear	284 mm x 10 mm solid disc		
Dimensions			
Exterior			
Length (mm)	4,855		
Width (mm)	1,865		
Height (mm)	1,475		
Wheelbase (mm)	2,805		
Wheel track - front / rear (mm)	1,602 / 1,609 (Active and Elite) 1,597 / 1,604 (Premium)		
Minimum ground clearance (mm)	135		
Interior			
Head room - front / rear (mm)	1,025 / 975 (Active and Elite) 985 / 960 (Premium)		
Leg room - front / rear (mm)	1,155 / 905		
Shoulder room - front / rear (mm)	1,470 / 1,435		
Hip room - front / rear (mm)	1,404 / 1,426		
Cargo area - SAE / VDA (L)	462 / 510		
Weight	Theta II 2.4 GDI (Active)	Theta II 2.0 Turbo GDI (Elite and Premium)	
Kerb - lightest / heaviest	1,500 / 1,587 kg	1,560 / 1,645 kg	
GVM	2,060 kg	2,120 kg	
Towing capacity (braked / unbraked)	1,300 / 750 kg		
Fuel Consumption <sup>†</sup>			
Combined (l/100km)	8.3	9.2	
Urban (l/100km)	12.1	13.4	
Extra (l/100km)	6.3	6.7	
CO2 (Combined g/km)	194	213	
Fuel tank volume (L)	70		
<sup>†</sup> Source: Australian Design Rule 81/02 static laboratory combined average city and highway cycle test. Fuel consumption will vary depending on a combination of driving habits and the condition of the vehicle.			
Wheels and Tyres	Active	Elite	Premium
17 x 7.0J alloy wheels with 215/55 R17 tyres	•	•	-
18 x 7.5J alloy wheels with 235/45 R18 tyres	-	-	•
Full size matching spare wheel	•	•	•

Active Safety	Active	Elite	Premium
Electronic Stability Control (ESC) including:			
Traction Control System (TCS)	•	•	•
Anti-lock Braking System (ABS)	•	•	•
Electronic Brakeforce Distribution (EBD)	•	•	•
Brake Assist System (BAS)	•	•	•
Vehicle Stability Management (VSM)	•	•	•
Hill-start Assist Control (HAC)	•	•	•
Features			
Rear view camera with display integrated into 4.3" monitor (Active) or 8.0" monitor (Elite and Premium)	•	•	•
Rear parking assist system (4 head)	•	•	•
Front parking assist system (4 head)	-	-	•
Automatic dusk sensing headlamps with escort and welcome function	•	•	•
LED Daytime Running Lamps (DRL)	•	•	•
Emergency Stop Signal (ESS)	•	•	•
Warning chimes and lights (front and rear seatbelts)	•	•	•
High Intensity Discharge (HID) Bi-Xenon headlamps with washer system and auto-leveling	-	-	•
Static bending lamps	-	-	•
Auto Hold function incorporated into Electronic Park Brake	-	-	•
Day / night rear view mirror	•	•	•
Electro-chromatic mirror (ECM) - auto-dimming interior mirror	-	-	•
Passive Safety	Active	Elite	Premium
Airbags			
Driver and front passenger SRS airbags	•	•	•
Driver and front passenger side (thorax) SRS airbags	•	•	•
Side curtain SRS airbags	•	•	•
Seatbelts			
Pretensioners, load limiters and height adjustable upper mounts (4 stage) on front seat belts	•	•	•
Seat belt reminder (all seatbelts)	•	•	•
Seating			
3 child restraint anchors in rear	•	•	•
Height adjustable front head restraints with tilt function	•	•	•
Height adjustable rear head restraints	•	•	•
Security	Active	Elite	Premium
Central locking	•	•	•
Engine immobiliser	•	•	•
Hyundai Active Locking Operation (HALO)	•	•	•
Keyless entry with burglar alarm	•	•	•
Speed / impact sensing auto door lock / unlock	•	•	•
Proximity Smart Key with push button start	-	•	•
Sound System	Active	Elite	Premium
4.3" touch screen audio system with CD player, MP3 capability, 6 speakers and media ripping / storage capability	•	-	-
8.0" touch screen satellite navigation system with DVD player, MP3 capability, 6 speakers and 3 years HERE MapCare™	-	•	•
AUX / USB audio input with digital iPod® compatibility*	•	•	•
Bluetooth® connectivity (handsfree phone operation and audio streaming)*	•	•	•
Steering wheel mounted audio and phone controls	•	•	•
Occupant Comfort and Convenience	Active	Elite	Premium
Height adjustable driver's and front passenger's seat	•	•	•
Electrically adjusted driver's seat (12 way including lumbar)	-	•	•
Electrically adjusted front passenger's seat (8 way)	-	-	•
Integrated Memory System (IMS) on driver's seat and exterior mirrors	-	-	•
Air ventilated front seats	-	-	•
Heated front seats	-	-	•
Rear seat centre fold-down armrest	•	•	•
Ambient temperature and digital clock display	•	•	•
Cruise control with steering wheel mounted controls	•	•	•
Electronic Park-Brake (EPB)	-	-	•
One touch turn signal (3, 5 or 7 flashes)	•	•	•
Rain sensing wipers	-	-	•
Trip computer with instant and average fuel consumption, distance to empty, digital speedometer, trip distance, average speed and elapsed time readout	•	•	•
Tilt and telescopic steering column	•	•	•
Panorama glass roof	-	-	•
Electric folding side mirrors	-	•	•
Heated external mirrors	-	-	•
Smart Boot (hands-free opening)	-	•	•

Occupant Comfort and Convenience	Active	Elite	Premium
Front and rear power windows with one touch window up and down function on driver's window	•	•	•
One touch window up and down function on front passenger window	-	-	•
3 roof grip handles and 3 coat hooks	•	•	•
Front sunvisors with vanity mirrors	•	•	•
Rear door curtains (manual type)	-	-	•
2 x 12V power outlets in front centre console storage unit	•	•	•
1 x 12V power outlet in rear centre console	•	•	•
Exterior Styling	Active	Elite	Premium
Body coloured bumpers	•	•	•
Dark chrome front radiator grille	•	•	•
Chrome exterior door handles	-	•	•
Chrome door frame and belt line moulding	•	•	•
Dual exhaust tips with chrome coating	•	•	•
Interior Styling	Active	Elite	Premium
Cloth seats	•	-	-
Leather appointed* seats	-	•	•
Premium steering wheel and gear knob	•	•	•
Premium door centre trim	•	•	•
Premium dash cluster hood	-	•	•
Metallic painted centre fascia panels	•	•	•
Metallic painted textured dashboard / door inserts	•	-	-
Carbon fibre effect dashboard / door inserts	-	•	•
Metallic painted interior door handles	•	-	-
Alloy look interior door handles	-	•	•
Alloy look inserts in air vents, audio, and ventilation controls	•	•	•
Stainless steel door scuff plates (with 'Sonata' etching on front door scuff plates)	-	•	•
Exterior Lighting	Active	Elite	Premium
LED type rear combination lamps with bulb turn signal and reverse light	-	•	•
LED high mount stop lamp (HMSL)	•	•	•
LED side repeater integrated into side mirrors	•	•	•
LED front positioning lamps	•	•	•
LED puddle lamps in side mirrors	-	-	•
LED courtesy lamps in front door handles	-	•	•
Interior Lighting	Active	Elite	Premium
3.5" OLED display in dash cluster	•	•	-
4.2" TFT Colour LCD display in Supervision cluster	-	-	•
Front room lamp with integrated map lamps for front passengers (LED type on Premium)	•	•	•
Centre room lamp	•	•	-
LED map lamps for rear outboard passengers	-	-	•
Ambient lighting for front centre console	•	•	•
Door courtesy lamps (front)	•	•	•
Interior light fade-out delay	•	•	•
Illuminated vanity mirrors	•	•	•
Cargo area lamp	•	•	•
Interior Ventilation	Active	Elite	Premium
Manual air conditioning	•	-	-
Dual zone climate control	-	•	•
Windscreen auto defog function	-	-	•
Rear centre console cooling vents	•	•	•
Rear heating ducts	•	•	•
Cabin air filter	•	•	•
Storage Solutions	Active	Elite	Premium
60:40 split folding rear seats	•	•	•
Front seat back pockets	•	•	•
Front and rear door map pockets with bottle bulges	•	•	•
Cup holders in front centre console with sliding cover	•	•	•
Cup holders in rear centre arm rest	•	•	•
Deluxe centre floor console with storage compartment and front centre arm rest	•	•	•
Illuminated glove box compartment with opening damper	•	•	•
Retractable sunglasses compartment	•	•	•
Ticket holders on front sunvisors	•	•	•

\*MapCare™ Plan only applies to new vehicles with factory-fitted satellite navigation. NAVTEQ and MapCare™ are registered trademarks of Nokia Corporation. Maximum number of 2 updates, delivered on an annual cycle within 3 years of the vehicle's initial purchase. Free map updates only apply if the vehicle is serviced at a participating authorised Hyundai dealer. iPod® is a registered trademark of Apple Inc., registered in the U.S. and other countries. \*Requires Genuine Hyundai Accessories Direct Connect for iPod®, Bluetooth® is a registered trademark of Bluetooth SIG, Inc. \*Please check your Bluetooth® device's capabilities to ensure compatibility. \*Leather appointed seats mean parts of the seats have a combination of genuine and artificial leather, but are not wholly leather.

# HYUNDAI GENUINE ACCESSORIES

Hyundai Genuine Accessories can enhance your driving pleasure and ownership pride by adding extra ease and enjoyment to your lifestyle pursuits. Importantly, Hyundai Genuine Accessories are an astute way to help keep your All-New Sonata in original showroom condition.

All Hyundai Genuine Accessories are backed by a 5-year warranty if purchased at the time of a new Hyundai vehicle and fitted by an authorised Hyundai dealer.<sup>1</sup>

Hyundai Genuine Accessories	Sonata Sedan		
	Active	Elite	Premium
<b>Technology</b>			
Auxiliary Cable	0	0	0
Direct Connect for iPod®	0	-	-
iPad® Holder <sup>1</sup>	0	0	0
<b>Interior</b>			
Tailored Carpet Floor Mats (set of 4)	0	0	0
Dash Mat	0	0	0
Cargo Liner	0	0	0
Fabric Rear Bumper Protector	0	0	0
Portable Cooler <sup>2</sup> (12 volt, 15 litre)	0	0	0
Cargo Organiser	0	0	0
<b>Exterior</b>			
Headlight Protectors (set of 2)	0	0	-
Bonnet Protector	0	0	0
Tinted Stylevisors (set of 4)	0	0	0
Front Mudflaps <sup>3</sup> (set of 2)	0	0	0
Rear Mudflaps <sup>3</sup> (set of 2)	0	0	0
Towbar and Towball <sup>4</sup>	0	0	0
<b>Roof Racks and Lifestyle</b>			
Whispbar™ Quiet Roof Racks <sup>5</sup>	0	0	-
Roof Mounted Bike Carrier	0	0	-
Thule Bike rack (Wheel on)	0	0	-
Roof Mounted Kayak Holder	0	0	-
Ski and Snowboard Carrier	0	0	-
Surfboard Carrier	0	0	-
<b>Safety</b>			
First Aid Kit (4 Pocket)	0	0	0



**Tinted Stylevisors (set of 4)**

- Reduces fogging without you getting wet
- Slimline and UV-resistant



**Bonnet Protector**

- UV-resistant
- Durable



**Headlight Protector**

- UV-resistant
- Durable




**Towbar and Towball<sup>4</sup>**

- Engineered to suit Australian conditions
- Trouble-free towing



**Dash Mat**

- Contoured
- Colourfast



**Tailored Carpet Floor Mats (set of 4)**

- Contoured and Colourfast
- Driver's side locating clip



**Cargo Liner**

- Protects your boot
- High quality material



**Cargo Organiser**

- Durable casing
- Keep items arranged and upright


 NEW THINKING.  
NEW POSSIBILITIES.

Sonata



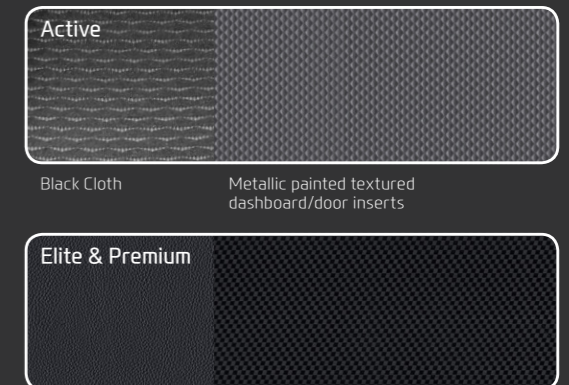
Sonata Elite model shown in Polished Metal

## Exterior Colours



Colours are indicative only and may vary due to the printing process.

## Interior Trims



\*Leather appointed seats mean parts of the seats have a combination of genuine and artificial leather, but are not wholly leather.

Variants	Active	Elite	Premium
2.4 GDI	✓		
2.0 Turbo GDI		✓	✓

1. iPad® is a registered trademark of Apple Inc. The iPad® holder has been designed to hold an iPad® 1, 2 or 3 securely. To ensure occupants are protected in the event of a collision, the screen protector must be fitted to the iPad® when in use. iPad® not included.  
 2. Only suitable for use with a retractable seatbelt.  
 3. Please note that mudflaps cannot be fitted in conjunction with a Full BodyKit or Rear Skirt.  
 4. Maximum Static Ball Load = 70kg, Towing capacity = 1,300kg braked and 400kg unbraked. Towbar capacity subject to regulatory requirements, towbar design, vehicle design and towing equipment limitations.  
 5. Load capacity = 75kg evenly distributed over 2 bars.

<sup>1</sup>All Hyundai Genuine Accessories are subject to warranty conditions. See your nearest Hyundai Dealer or visit our website at [www.hyundai.com.au](http://www.hyundai.com.au) for full warranty terms and usage recommendations. Accessories pictured are all sold separately at an additional cost.

**Hyundai Motor Company Australia Pty Ltd** Corner of 394 Lane Cove Road & Hyundai Drive, Macquarie Park NSW 2113 T.02 8873 6000 F.02 8873 6005

Hyundai Motor Company (HMC) and the Hyundai Motor Company Australia (HMCA) each reserve the right to alter vehicle specifications and equipment levels without notice. **Lifetime Capped Price Servicing:** Program covers all Hyundai passenger, SUV and light commercial vehicles from 1985 model year onwards. Eligible vehicles are entitled to standard scheduled maintenance services at participating authorised Hyundai dealers for a price not exceeding the published capped price for the relevant service. Entitlement applies for the lifetime of the vehicle. Capped prices applicable for standard scheduled maintenance services on each eligible vehicle are as published on [www.hyundai.com.au](http://www.hyundai.com.au), apply for a stated effective period only, and may change without notice. Standard scheduled maintenance services are of limited scope. Hyundai Motor Company Australia may withdraw the program, add or remove eligible vehicles or vary the program from time to time without notice. **Up to 10 Years of Roadside Assist:** The Hyundai iCare program offers 12 months complimentary Roadside Assist (from the date of the vehicle's warranty commencement) when you buy a new Hyundai vehicle from a participating Hyundai dealer. This offer is available for All-New Hyundai passenger and SUV vehicles (excluding rental buyers and taxis) until 30 June 2015, unless extended. **5 Year/unlimited km warranty:** 5 year unlimited km warranty only applies to new passenger and SUV vehicles used for private/domestic purposes. Vehicles used at any time for "commercial application" as defined in the vehicle policy, are excluded. Refer to full warranty terms and conditions for details and exclusions. **MapCare™:** Plan only applies to new vehicles with factory-fitted satellite navigation. HERE® and MapCare™ are registered trademarks of Nokia Corporation. Maximum number of 2 updates, delivered on an annual cycle and must be undertaken within 3 years of the vehicle's initial purchase. Free map updates only apply if the vehicle completes a scheduled service at a participating Hyundai dealer. **Terms, conditions & exclusions apply to Lifetime Capped Price Servicing, Warranty and iCare offers. Visit [www.hyundai.com.au/icare/terms](http://www.hyundai.com.au/icare/terms) for full details.** To the extent permitted by the law, neither HMC nor HMCA shall be liable to any person as a result of reliance on the content of this spec sheet. Please consult your Hyundai dealer for the latest specifications, equipment levels, options, prices, colours and vehicle availability. Metallic and mica paint are optional extras. Note: Information in this spec sheet is current as at 05/02/2015. **Part No: LF0215B-HMCA8294**



Genuine Accessories

