


HYUNDAI | NEW THINKING.
NEW POSSIBILITIES.

ix35



HYUNDAI. NEW THINKING. NEW POSSIBILITIES.

At Hyundai, we understand that life is about continual change. Our progress as a company isn't measured by our actions in the past but by how we respond to our environment and listen to our customers.

Our focus today is on producing cars that embody quality, variety, innovation and individuality... cars that are underpinned by 5-star quality in design, build, features, accessories and safety.

And as a testament to our worldwide commitment to quality, Hyundai is now one of the world's fastest growing automotive brands. Our aim is to challenge and question the way things are done to create bigger new ideas and better quality solutions to enrich our customers' life experiences. Only by re-imagining what tomorrow's world will bring, can we meet our customers' needs now and into the future. We invite you to join us on our journey.

A NEW BENCHMARK IN SERVICE AND SUPPORT

Your ix35 ownership is supported by all the benefits of the Hyundai iCare program, which demonstrates our commitment to back every vehicle we build and to make Hyundai ownership an enjoyable, worry-free experience. iCare includes:

- The peace-of-mind of Australia's first five-year unlimited kilometre warranty[†]
- Hyundai iCare Capped Price Service[†], which further reduces the cost of owning a Hyundai
- The confidence of Hyundai Roadside Assist for up to 7 years^{**}
- The convenience and exclusive benefits of myHyundai
- The support of our 24/7 Customer Care Centre
- The assurance of a complimentary 1,500km vehicle inspection
- The satisfaction of having your vehicle serviced by qualified Hyundai factory-trained technicians using only Hyundai Genuine Parts
- The timeliness of updated mapping and content for factory installed satellite navigation through the NAVTEQ™ MapCare™ Plan[^]



Compact SUV re-imagined

A car where everything we've ever learned
and everything we've ever dreamed come together.

With the ix35, Hyundai has created a new standard for Compact Sports Utility Vehicles. The bar has been raised.
The game has changed.

In building this breakthrough urban cruiser, almost every system and component of the ix35 has been designed from the ground up. Our uncompromising aim has been to ensure that it delivers form with function; safety matched by comfort; technology that delivers simplicity; and power on the road that's complemented by exceptional performance and outstanding economy.

So if you're done with imagining, drive the ix35 and experience the incredible made possible.







Highlander model shown in Grey Titanium.

Form meets Function

Developed in conjunction with Hyundai's European-based design and technical centre, the ix35 boasts an exterior based on Hyundai's 'Fluidic Sculpture' design philosophy with a muscular presence, sweeping curves and sharp creases that create a sophisticated athletic look.

It's a Compact SUV that will turn heads and make your heart beat faster. Yet at the same time, every aspect of the ix35 design has been developed to improve safety, increase passenger comfort and optimise driving pleasure. The ix35's sleek body shape ensures a superior aerodynamic performance that delivers better fuel economy and greater road stability.





Overseas model shown.



Smart thinking and styling is evident throughout and continues across every aspect of the ix35's superbly appointed five-seat interior. Comfort has been optimised with a roomier cabin that offers extra legroom and headroom, while a generous cargo space and a myriad of storage compartments ensure there's a place for everything you need, whether you're travelling cross-city or out into the countryside.

To help you maintain your concentration on the road, the instrument cluster has been positioned so that all key information is available at-a-glance, while blue backlighting provides exceptional clarity. The fully adjustable electric driver's seat* takes the strain out of driving and provides a commanding view of the road.

From your first look, and right through all your journeys, you'll discover that every facet of the ix35's exceptional design goes beyond stylish looks to deliver superior functionality.

*Available on Elite & Highlander models only.



Drive in comfort

Step into the ix35 and step into superior comfort and style. What surrounds you is important. The most precious environment is one you respond to naturally. Ergonomic, tactile and easy on the eye. Rigorous attention to detail, quality materials and an unerring eye for sensuous flair see to that.

You want things just right. Then again sometimes you need to change them around. The ix35 lets you configure a multitude of seat arrangements to let you pack in all your life.





Overseas model shown.



Keeping your focus on the road

Whether you're negotiating peak hour traffic, zipping along the freeway or out on the open road, your comfort contributes to safe driving. From an easy-to-view instrument panel and height adjustable seats* offering lumbar support, through to smart technologies such as cruise control, steering wheel mounted audio controls and dusk sensing headlights, the ix35 has been designed to help remove unneeded distractions and give you more time to be focussed on the road.



*Available on Elite & Highlander models only.

Taking safety to the next level

All ix35's are equipped with a comprehensive array of advanced safety features that help you control the vehicle in challenging conditions. With so much attention to safety and occupant protection, no matter where you go in the ix35 you'll find peace-of-mind.



Highlander model shown in Sleek Silver.



Vehicle Stability Management (VSM)

Introducing the next generation in safety. Vehicle Stability Management (VSM) uses state-of-the-art technology to help keep you in control. In slippery conditions or sudden cornering scenarios the VSM system helps maintain control of the vehicle by applying counter-steering assistance, guiding the driver to the correct steering position.

Standard on all models, this innovative safety technology combines the intelligence of Electronic Stability Control (ESC) with Motor-Driven electric Power Steering (MDPS) to help maintain the correct steering position in instances where the driver reacts too slowly or tries to apply the incorrect steering input.

The Anti-skid Braking System (ABS) increases safety by preventing your brakes from locking up while Electronic Brake-force Distribution (EBD) distributes braking force according to your vehicle's load.

Multiple layers of protection

Through extensive use of ultra-high tensile strength steel, the ix35's body shell is stronger and stiffer - as well as lighter. Similarly, excellent structural integrity is provided by side impact beams, integrated front and rear crumple zones, strengthened window sills and safety engineered doors with internal guard beams.

Airbags front and back

With six airbags standard, the ix35 provides comprehensive occupant safety. The protection of driver and front passenger airbags is reinforced by dual-side front (thorax) airbags, while roof-mounted side curtain airbags extend from front to rear.

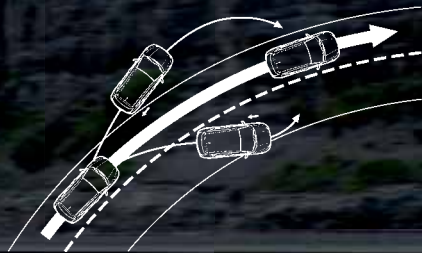
Other standard protections include front-seat active head restraints that automatically shift upward in the event of an impact to reduce head, neck and shoulder injuries, as well as three-point retractable seat belts for all occupants.

Active locking

For additional safety and security, the speed sensing Hyundai Active Locking Operation (HALO) system, locks all the doors once your speed exceeds 15kph and then unlocks them when in park.* Front seat occupants can override the system to easily exit the vehicle.


Reverse with ease

All ix35 models are equipped with Smart Park Assist reverse sensors that alert you with a warning sound when you get too close to objects behind the vehicle. The Elite and Highlander models are also fitted with a built-in rear-view camera that shows an LCD colour image displayed on the 6.5" touch screen.




Electronic Stability Control

Comes into its own when sudden braking or turning leads to a lack of control. ESC senses wheel speed, the manner in which the car is turning, the angle of the steering wheel and input from the pedals.



Hill Start Assist Control

It's sometimes tough pulling away when you're facing uphill. No matter. Hill start Assist Control minimises backward rolling on steep ascents.



Downhill Brake Control

To keep control and maintain steady speed on steep, downhill descents, engage Downhill Brake Control.

*Auto door unlock when in park (or ignition key removed in manual).

Packed with smart, cutting edge technology

The ix35 showcases our passion for making rich technology and cutting edge innovation accessible to everyone. Throughout the ix35 you'll find an array of extremely advanced smart technologies working intuitively behind the scenes to make driving safer, easier and more enjoyable.

Dusk sensing headlights*

Dusk sensing headlights will ensure your vehicle is visible to oncoming traffic when daylight begins to fade. They also turn on automatically when entering poorly lit areas such as tunnels or car parks.

You can feel the music

ix35's audio system lets you access your favourite tunes quickly and easily via a touch screen display (5" for Active model and 6.5" for Elite and Highlander). You'll enjoy full iPod® connectivity, CD, Radio, MP3 and USB all delivered through a six speaker system complete with tweeters.

Sat Nav at your fingertips

Also activated by touch screen, the ix35's Satellite Navigation system is one of the most advanced available. And because navigation information is always evolving, we provide free map updates for 3 years with our NAVTEQ™ MapCare™ Programme.#

Updates include:

- SUNA™ Live Traffic# Updates: provides alternate routes, delay times and estimated arrival times.
- Dead Reckoning: uses the vehicle inputs to continue to calculate your location in the case of satellite signal loss.
- Points of Interest: displays places of interest including restaurants, hotels, petrol stations and parking.
- Driver Alerts: identifies accident black spots and know hazards to help you avoid dangerous situations.



Panorama glass roof[^]

Let the light in and the spirits soar for both front and rear passengers with ix35's audacious panorama glass roof.

Safety window

To prevent accidental injury, the driver's side window will automatically stop and go down if it is travelling upwards and any part of your body - or any other object - is in its path.

One-touch triple signal indicators

By simply depressing the turn indicators for a moment whilst driving, they will signal three times before returning to the neutral position. This feature is ideal for changing lanes on motorways and helps you maintain focus on the road ahead.

Rear-view camera^{*}

Reverse with safety and ease with a rear camera display, including Smart Park Assist guide, cleverly and conveniently displayed on the 6.5" touch screen^{*}.

Travel safer up and down steep slopes

The ix35 includes two new innovative Hyundai safety technologies: Hill-start Assist Control (HAC), which minimises back roll on steep ascents, and; Downhill Brake Control (DBC), which helps you maintain control and speed on steep descents. Both give you greater control and safety in challenging driving situations and are standard across all models.

Proximity Smart Key and Push Button Start^{*}

Proximity Smart Key technology enables you to unlock and lock your ix35 without taking the key from your pocket - something you'll really appreciate when your arms are full, or when you're rushing to escape the elements. Turning on the engine is as easy as pushing the start button - there's no need to insert a key. Just as importantly, your proximity key offers greater security and theft deterrence than a conventional key.

Electric folding mirrors[^] and a light to see you to the door

When manoeuvring into a tight space, you can fold-in the side mirrors by simply pushing the controls located on the door. Just as convenient, the headlamps remain lit for 30 seconds after you close the ix35's doors, lighting your way to the front door or along a pathway.



Built to perform in the city or the open road

Delivers big car torque with small car economy

The ix35 doesn't just offer sculpted muscular styling, it also delivers that promise in terms of performance and handling. If being fun to drive isn't reward in itself, the ix35 goes even further by offering outstanding economy.



Overseas model shown

Choose the performance and economy that meets your needs

The ix35 offers three new engine variants across its model line-up, each offering more power yet greater fuel efficiency.

All terrain capability

A true crossover, the ix35 is available in the Active 2-wheel drive (2WD) model or the Elite and Highlander on-demand All-Wheel-Drive (AWD) models. Whether your driving keeps you within urban limits, or you prefer the flexibility to venture out into all terrains, there's an ix35 model that meets your needs and delivers an exceptional driving experience.

The ix35 suspension system has been developed and tuned especially for Australian road conditions to ensure agile handling and responsive steering on a wide variety of road surfaces. While McPherson Strut front suspension enhances steering wheel feel, manoeuvrability and stability, a compact rear multi-link suspension improves responsiveness whilst maximising interior cabin space.

The revolutionary R-series Diesel

The R-series turbo Diesel engine benefits from being the third generation of Bosch's common rail system, whose piezo-electronic injectors deliver fuel at 1800 bar with an unprecedented degree of accuracy and control, resulting in greater power, lower fuel consumption with CO₂ emissions a very low 198g/100km[^]

Helping you drive cleaner and smarter

To help you get the best efficiency and reduce your running costs, the ix35 includes a standard trip computer that provides distance to empty, average fuel consumption, average vehicle speed, elapsed time and instant fuel economy.



2.0 Theta-II

Available with the Active model, this latest generation all aluminium four cylinder petrol engine delivers 122kW power via 5 speed manual or optional 6 speed automatic transmission and delivers smooth performance and a frugal 8.5L/100km* fuel economy.

2.4 Theta-II

This double overhead cam petrol engine delivers extra power and torque for the all wheel drive Elite and Highlander models, yet has excellent 9.2L/100km* fuel economy.

2.0 R-series

The all wheel drive Highlander and Elite are both equipped with the power leading 2.0 R-series CRDi turbo Diesel engine, which delivers 135kW of power. And with a staggering 392Nm torque, similar to much larger engines, the ix35 2.0 R-series delivers sporty acceleration and agility yet with the economy of a small car - just 7.5L/100km*

[^]Australian Design Rule 81/02 static laboratory combined CO₂ emission for 2.0 R-series Diesel. CO₂ emissions will vary depending on a combination of driving habits and the condition of the vehicle.

*Australian Design Rule 81/02 static laboratory combined average city and highway cycle test.



Fully Featured



Alloy wheels

The ix35's dynamic looks are further enhanced by sporty 17" dual 5-spoke alloy wheels on the Elite and aggressive 18" dual 5-spoke alloys on the Highlander. 17" steel wheels with attractive covers are standard equipment on the Active. (18" alloy wheel shown)



Push button start

(Elite and Highlander)

The push button start, which can only be activated by an ID signal sent from your Proximity Smart Key, offers cutting edge convenience and ease, while adding a further level of theft deterrence.



Rear-view camera *(Elite and Highlander)*

For parking with safety and ease, Elite and Highlander models are fitted with a reversing camera that's built into the vehicle's 6.5" touch screen providing an LCD colour image of the area behind the vehicle that be viewed in an integrated display within the driver's rear-view mirror. For additional safety, colour distance indicators show the width of the ix35 and the distance to an object behind the vehicle.



Dusk sensing auto headlights

(Elite and Highlander)

To increase driving safety and the visibility of your vehicle to other drivers, headlights are automatically turned on as light begins to fade.



Driver Information

To help you maintain your concentration on the road, the instrument cluster has been positioned so that all key information is available at-a-glance, while blue backlighting provides exceptional clarity.



Dual-zone air conditioning unit with cluster ionizer

The standard easy-to-use manual temperature control air conditioning has separate vents for back seat passengers. Elite and Highlander models feature automatic dualzone climate control with cluster ionizer that automatically cleans the air when the air conditioner or heater is running.



Highlander model shown in Grey Titanium.



CD Player with USB/iPod® /Aux/Bluetooth® connectivity.

The touch screen display (5" for Active model and 6.5" for Elite and Highlander) allows you to play your favourite music in your preferred format and keep the whole family entertained and happy with this state-of-the-art six-speaker audio system that includes iPod® connectivity. Four-function steering wheel audio controls add convenience and safety.



Heated front seats

(Highlander)

For an extra touch of comfort and luxury, the Highlander features heated front seats.


iPod® is a registered trademark of Apple Computer Inc., registered in the U.S. and other countries.

ix35



Highlander model shown in Sleek Silver.

Exterior Colour



Interior Colour



Variants	Active	Elite	Highlander
2.0 2WD	✓	✓ [^]	
2.4 AWD		✓	✓
2.0 R-series AWD		✓	✓

*Finishes specified as leather and/or leatherette may contain elements of genuine leather, polyurethane leather (leather substitute) or man-made materials, or a combination thereof.
[^]2.0L 2WD Elite model only available with Automatic transmission

HYUNDAI GENUINE ACCESSORIES

While the ix35 offers a comprehensive range of quality inclusions, you can further enhance your driving pleasure and ownership pride by choosing from a wide range of Hyundai Genuine Accessories that reflect your personality and add extra ease and enjoyment to your lifestyle pursuits.

Importantly, Hyundai Genuine Accessories are an astute way to help keep your new ix35 in original showroom condition and further enhance its already high levels of built-in occupant safety.

All Hyundai Genuine Accessories are backed by a 5 year warranty if purchased at the time of a new Hyundai vehicle and fitted by an authorised Hyundai dealer.

Hyundai Genuine Accessories	Active	Elite	Highlander
Technology			
Auxiliary Cable	○	○	○
iPad® Holder ¹	○	○	○
DVD Entertainment	○	○	-
Replacement Headphones (sold singularly)	○	○	-
Replacement Remote Control	○	○	-
Interior			
Cargo Barrier ²	○	○	○
Tailored Carpet Floor Mats (set of 4)	○	○	○
Tailored Rubber Floor Mats (set of 4)	○	○	○
Dash Mat	○	○	○
Cargo Liner	○	○	○
Fabric Rear Bumper Protector	○	○	○
Portable Cooler ³ - 12V, 15L	○	○	○
Exterior			
Alloy Nudge Bar (with driving light mounting brackets)	○	○	○
Headlight Protectors (set of 2)	○	○	○
Bonnet Protector	○	○	○
Tinted Stylevisors (set of 4)	○	○	○
Side Steps	○	○	○
Towbar & Towball ⁴	○	○	○
Trailer Wiring Harness (includes flat pin)	○	○	○
Styling			
Illuminated Scuff Plates (set of 4)	○	○	○
18" Alloy Wheels - (sold singularly)	○	○	-
17" Alloy Wheels - (sold singularly)	○	-	○
Roof Racks and Lifestyle			
Whispbar™ Quiet Roof Racks ⁵	○	○	○
Roof Mounted Bike Carrier	○	○	○
Roof Mounted Kayak Holder	○	○	○
Thule® Bike Rack (wheel on)	○	○	○
Ski & Snowboard Carrier	○	○	○
Surfboard Carrier	○	○	○
Safety			
First Aid Kit (4 Pockets)	○	○	○
Front Park Assist ⁶ (4 head)	○	○	○



Tailored Carpet Floor Mats (set of 4)

- Contoured • Colourfast



Illuminated Scuff Plates (set of 4 - 2 x illuminated & 2 x brushed alloy)

- Stylish • Soft glowing



Alloy Nudge Bar (with Driving Light Mounting Brackets)

- Premium-grade • Stylish



Tinted Stylevisors (set of 4)

- Slimline • UV Resistant



DVD Entertainment

- Movies • Audio CDs



Headlight Protectors & Bonnet Protector (sold separately)

- UV Resistant • Strong



Whispbar™ Quiet Roof Racks⁵

- Strong and secure • High quality



Towbar, Towball⁴ & Trailer Wiring Harness

- Specifically designed • High quality

1. The iPad® holder has been designed to hold iPad® models 1,2 or 3 securely. To ensure occupants are protected in the event of a collision, the screen protector must be fitted to the iPad® when in use.

2. 60kg. Dual position, side curtain airbag compatible.

3. Only suitable for use with retractable seatbelt.

4. Maximum ball download = 140kg. Towing capacity = 1600kg braked & 750kg unbraked. 2WD maximum ball download 120kg. Towing capacity= 1600kg braked & 750kg unbraked. Towbar capacity subject to regulatory requirements, towbar design, vehicle design and towing equipment limitations. subject to regulatory requirements, towbar design, vehicle design and towing equipment limitations.

5. Load capacity = 75kg evenly distributed over 2 bars.

6. Park Assist Sensors are designed as driver assist function only and should not be used as a substitute for skilled driving and safe parking practices



The Hyundai ix35 Active model featured above in Vanilla White is accessorised with Hyundai Genuine Whispbar™ Quiet Roof Racks⁵, Surfboard Carrier, Front Park Assist⁶, Bonnet Protector, Headlight Protectors (set of 2), Tinted Stylevisors (set of 4), Towbar, Towball and Trailer Wiring Harness⁴, Side Steps and Alloy Nudge Bar (with Driving Light Mounting Brackets) and 17" Alloy Wheels (sold separately). All sold separately at an additional cost. Surfboard not included.



iCare Terms (from inside cover)

5 year/unlimited km warranty: 5 year unlimited km warranty only applies to new passenger vehicles used for private/domestic purposes. Vehicles used at any time for high mileage/commercial purposes are excluded. Refer to full warranty conditions. **12 months free Roadside Assist:** Complimentary 12 months Roadside Assist when you purchase a new Hyundai vehicle (excluding rental buyers). Roadside Assist extensions are valid for 12 months from the date of scheduled maintenance service at a participating authorised Hyundai dealer. Does not apply to vehicles when they reach 84 months from original new car sale date. **MapCare™:** MapCare™ Plan only applies to new vehicles with factory-fitted satellite navigation. Navteq™ and MapCare™ are registered trademarks of Nokia Corporation. Maximum of 2 updates taken on an annual cycle within 3 years of the vehicle's initial purchase. Vehicle must be serviced at a participating authorised Hyundai dealer to receive free map update. **Capped Price Service:** Applies to new Hyundai vehicles first registered from 1/8/12, private and nominated small business customers only, for the first 3 years/45,000km, whichever comes first. Vehicles sold to rental, government, not-for-profit and fleet customers are not eligible. Eligible vehicles entitled to capped (maximum) price for standard scheduled maintenance (ie, logbook) services at participating authorised Hyundai dealers. **Terms and conditions apply to all warranty and Hyundai iCare offers, visit www.hyundai.com.au/icare/terms for full terms, conditions, exclusions and eligibility details.**

Engine	2.0 2WD	2.4 AWD	2.0 R-series AWD
Configuration	Transverse front mounted driving front wheels		
Cylinder capacity	2.0 litres (1,998 cc)	2.4 litres (2,359 cc)	2.0 litres (1,995 cc)
Number of cylinders	4 in-line	4 in-line DOHC	4 in-line DOHC
Valve system	Twin overhead cam shaft, 4 valves per cylinder		
Maximum power	122 kW @ 6200 RPM	130 kW @ 6000 RPM	135 kW @ 4000 RPM
Maximum torque	197 Nm @ 4600 RPM	227 Nm @ 4000 RPM	392 Nm @ 1800-2500 RPM
Fuel System	Multi-Point Fuel Petrol Injection (MPI)		
Box x stroke	86.0 mm x 96.0 mm	88.0 mm x 97.0 mm	Common Rail Diesel Injection (CRDI) with electric turbocharger Variable Geometry Turbo
Compression ratio	10:51	10:51	16:1
AWD (All-Wheel Drive) System	2.0 2WD	2.4 AWD	2.0 R-series AWD
	-	Electrically-controlled on-demand AWD including driver selectable centre differential lock for 50/50 front/rear	-
Manual	5 speed manual	-	-
Automatic	6 speed automatic with electronic sequential manual mode	Auto	Auto
Gear ratio	Manual	Auto	Auto
1st	3.656	4.162	4.232
2nd	2.090	2.575	2.654
3rd	1.333	1.772	1.804
4th	1.061	1.369	1.395
5th	0.821	1.000	1.000
6th	-	0.778	0.772
Reverse	3.455	3.500	3.393
Final drive ratio	4.533	3.648	3.195
Steering	2.0 2WD	2.4 AWD	2.0 R-series AWD
Type	Electric motor driven power assisted rack & pinion with tilt & telescopic steering wheel adjustment		
Column	Energy absorbing dual collapsible steering column		
Minimum turning circle diameter between kerbs	10.58 metres		
Number of steering wheel turns lock to lock	2.99		
Brakes	2.0 2WD	2.4 AWD	2.0 R-series AWD
General	Dual-diagonal split circuit, power assisted with Electronic Brakeforce Distribution (EBD)		
Front	280 mm ventilated discs	300 mm ventilated discs	
Rear	282 mm solid discs	284 mm solid discs	
ABS	4 - channel / 4 sensor Anti-lock Braking System (ABS) with Electronic Brakeforce Distribution (EBD)		
Dimensions	2.0 2WD	2.4 AWD	2.0 R-series AWD
Exterior			
Length	4410 mm		
Width	1820 mm		
Height (With roof rails)	1655 mm (1685 mm)		
Wheelbase	2640 mm		
Wheel track - front / rear	1585 / 1596 mm		
Minimum ground clearance (based on kerb weight)	170 mm		
Approach / departure / ramp brake over angle	28.1 / 26.9 / 17.0 deg		
Interior			
Head room front / rear	1000 / 994 mm		
Leg room front / rear	1047 / 982 mm		
Shoulder room front / rear	1450 / 1400 mm		
Hip room front / rear	1410 / 1356 mm		
Cargo overall length	785 mm		
Cargo overall width (between wheel arches)	1170 mm (1015 mm)		
Cargo overall height	795 mm		
Cargo volume seats down / up	1579 / 730 litres (1438 / 591 litres)		
Weight	2.0 2WD	2.4 AWD	2.0 R-series AWD
Kerb / GVM			
Manual	1470 / 1595 kg	-	-
Auto	1485 / 1595 kg	1585 / 2060 kg	1705 / 2170 kg
Towing Capacity	2.0 2WD	2.4 AWD	2.0 R-series AWD
Braked trailer weight	1600	1600	1600
Unbraked trailer weight	750	750	750
Maximum towball weight	120	140	140
Roof rail load limit	100	100	100

*Figures specified as leather and/or leatherette may contain elements of genuine leather, polyurethane leather (leather substitute) or man made materials, or a combination thereof. * Source AD89/102. Fuel consumption will vary depending on a combination of driving habits and the load. Fuel consumption is measured in litres per 100 km. Fuel economy is measured in miles per gallon (mpg). Fuel economy is measured in litres per 100 km. Fuel economy is measured in miles per gallon (mpg). Fuel economy is measured in litres per 100 km. Fuel economy is measured in miles per gallon (mpg). Bluetooth® devices capabilities to ensure compatibility.

Fuel Consumption*	2.0 2WD	2.4 AWD	2.0 R-series AWD
Combined (L/100km)	8.5	8.5	7.5
Urban (L/100km)	11.4	11.4	10.1
Extra (L/100km)	6.8	6.8	6.0
C.O. (combined g/mi)	201	203	198
Fuel tank volume (L)	55	55	55
Suspension	2.0 2WD	2.4 AWD	2.0 R-series AWD
Front	MacPherson Strut System		
Rear	Multi-link System		
Amplitude Selective Dampers (ASD)	-	Elite	Highlander
Wheels & Tyres	Active	Elite	Highlander
17" x 6.5J steel wheels	•	-	-
17" x 6.5J alloy wheels	•	-	-
18" x 6.5J alloy wheels	-	-	-
225 / 60 R17 tyres	•	•	-
225 / 55 R18 tyres	-	-	-
Spare full size tyre on standard wheel rim	-	-	•
Active Safety	Active	Elite	Highlander
Anti-lock Braking System (ABS) 4 channel with Electronic Brakeforce Distribution (EBD)	•	•	•
Electronic Stability Control (ESC) incorporating Traction Control System (TCS)	•	•	•
Downhill Brake Control (DBC)	•	•	•
Hill-start Assist Control (HAC)	•	•	•
Vehicle Stability Management (VSM)	-	•	•
Front fog lamps	-	•	•
Rear fog lamps	-	•	•
Day / night rear view mirror	-	•	•
Electrochromic (auto-dimming) rear view mirror (C/D) with compass	-	•	•
Rear view camera (display integrated into satellite navigation unit)	-	•	•
Rear park assist (parking sensors)	•	•	•
Rear high mount centre stop lamp	•	•	•
Warning lights (seatbelt, door ajar, check engine)	•	•	•
Dusk sensing headlights (with override switch)	-	•	•
Passive Safety	Active	Elite	Highlander
Airbags			
Driver and front passenger airbags	•	•	•
Dual side front thorax airbags	•	•	•
Front and rear passenger side curtain airbags	•	•	•
Body			
Reinforced body / chassis with rigid cabin and crush zones front & rear	•	•	•
Side impact intrusion bars in all doors	•	•	•
Impact absorbing bumpers	•	•	•
Child safety rear door locks	•	•	•
Seat belts			
Pre-tensioners, load limiters & height adjustable upper mounts on front seat belts	•	•	•
3 point retractable seat belts for all occupants	•	•	•
Seating			
Child seat top tether strap anchor point brackets fixed to all 3 rear seat positions	•	•	•
Anti-submarining front seat base steel bars	•	•	•
5 height-adjustable headrests (driver & front passenger active headrests)	•	•	•
ISO fix points	•	•	•
Security	Active	Elite	Highlander
Central locking	•	•	•
Keyless entry with burglar alarm	•	•	•
Engine immobiliser	•	•	•
Deactivated security system	•	•	•
Hyundai Active Locking Operation (HALO)* including speed sensing auto door locking, auto door unlock when in park (or ignition key removed in Manual) & inside door unlock function	•	•	•

Exterior Styling	Active	Elite	Highlander
Body coloured side mirrors with integrated repeater	•	•	•
Chrome exterior door handles	•	•	•
Body coloured front grille	-	-	-
Chrome surround front grille	-	-	-
Panoramic glass roof with interior sliding blind	-	-	-
Lower door speedy back side garnish	-	-	-
Metal effect roof rails	-	-	-
Front and rear mud flaps	•	•	•
Rear roof spoiler	•	•	•
Multimedia System	Active	Elite	Highlander
Satellite navigation with 6.5" touch screen	•	-	-
5" touch screen radio	•	-	-
MP3 / CD player with AM/FM tuner	•	•	•
Bluetooth** telephone & audio streaming	•	•	•
6 speakers including tweeters	•	•	•
USB audio input with iPod** compatibility	•	•	•
Available audio input jack to connect external audio source	•	•	•
Rear roof mounted aerial	•	•	•
4 function steering wheel audio controls	•	•	•
Occupant Comfort	Active	Elite	Highlander
Power windows with driver glass one-touch auto up & down function	•	•	•
Driver's side power safety window with anti jam	•	•	•
Push button start with proximity smart key	•	•	•
Height adjustable driver's seat cushion	•	•	•
Electric adjust driver seat with lumbar support	•	•	•
Headlamp escort function	•	•	•
Cruise control, steering wheel mounted controls	•	•	•
Sunvisor with vanity mirror	•	•	•
Slide out sun extension covers on sunvisor	•	•	•
Premium wrapped steering wheel rim & transmission shift knob	•	•	•
Electric folding side mirrors	•	•	•
Heated front seats	•	•	•
Privacy glass	•	•	•
3 x occupant assist grip handles with 1 x coat hook in rear	•	•	•
Tilt and telescopic adjustable steering wheel	•	•	•
One touch triple turn signal	•	•	•
2 x 12V power outlets front & rear cargo area	•	•	•
Trip computer with average km / hr, trip km, distance to empty, average & instant fuel consumption (L / 100km)	•	•	•
Portable ash tray & cigarette lighter	•	•	•
Woven cloth upholstery	•	•	•
Leather / leatherette** upholstery	-	•	•
Interior / Ventilation	Active	Elite	Highlander
Manual air conditioning	•	•	•
Fall auto, dual zone climate control with cluster on/off and external temperature display	•	•	•
Rear heated glass	•	•	•
Interior Lighting	Active	Elite	Highlander
Delayed lock-out interior lights	•	•	•
Courtesy reflectors on front doors	•	•	•
Individual driver & front passenger map lamps in overhead console	•	•	•
Luggage lamp	•	•	•
Illuminated vanity mirrors	•	•	•
Illuminated glove box compartment	•	•	•
Storage Solutions	Active	Elite	Highlander
60 / 70 split forward folding rear seats	•	•	•
Fold down sunglasses compartment in roof mounted console	•	•	•
Front seat back pockets	•	•	•
Center floor console with storage compartment & dual cup holders	•	•	•
1 x bag hook in rear cargo area	•	•	•
Fold down rear armrest with dual cup holders	•	•	•
Map pockets with bottle bulges in all door trims	•	•	•
Ticket holder in sun visor (driver's side)	•	•	•
Lockable glove box compartment	•	•	•
Storage recess in sidewall of rear cargo area	•	•	•
Rear plasticised storage net with hat or hammock mounting	-	•	•
Retractable cargo area security blind	•	•	•



Hyundai Motor Company Australia Pty Ltd 394 Lane Cove Road, Macquarie Park, NSW Australia 2113

Hyundai Motor Company (HMC) and the Hyundai Motor Company Australia (HMCA) each reserve the right to alter vehicle specifications and equipment levels without notice. Some equipment featured on the cars in this brochure may not be available in Australia or may be optional. To the extent permitted by the law, neither HMC nor HMCA shall be liable to any person as a result of reliance on the content of this brochure. Please consult your Hyundai dealer for the latest specifications, equipment levels, options, prices, colours and vehicle availability. Metallic and mica paint are optional extras. Note: Information in this brochure is current as at 30/11/2012. HMCA5430 Part No. LM1112B



Like us at
[facebook.com/hyundaiaustralia](https://www.facebook.com/hyundaiaustralia)



Follow us at
twitter.com/hyundaiaus