

# ix35



Drive your way

# Compact SUV re-imagined

---

A car where everything we've ever learned  
and everything we've ever dreamed come together.

With the ix35, Hyundai has created a new standard for Compact Sports Utility Vehicles. The bar has been raised. The game has changed.

In building this breakthrough urban cruiser, almost every system and component of the ix35 has been designed from the ground up. Our uncompromising aim has been to ensure that it delivers form with function; safety matched by comfort; technology that delivers simplicity; and power on the road that's complemented by exceptional performance and outstanding economy.

So if you're done with imagining, drive the ix35 and experience the incredible made possible.







# Form meets Function

---

Developed in conjunction with Hyundai's European-based design and technical centre, the ix35 boasts an exterior based on Hyundai's 'Fluidic Sculpture' design philosophy with a muscular presence, sweeping curves and sharp creases that create a sophisticated athletic look.

It's a Compact SUV that will turn heads and make your heart beat faster. Yet at the same time, every aspect of the ix35 design has been developed to improve safety, increase passenger comfort and optimise driving pleasure. ix35's sleek body shape ensures a superior aerodynamic performance that delivers better fuel economy and greater road stability.





Overseas model shown



Smart thinking and styling is evident throughout and continues across every aspect of the ix35's superbly appointed five-seat interior. Comfort has been optimised with a roomier cabin that offers extra legroom and headroom, while a generous cargo space and a myriad of storage compartments ensure there's a place for everything you need, whether you're travelling cross-city or out into the countryside.

To help you maintain your concentration on the road, the instrument cluster has been positioned so that all key information is available at-a-glance, while blue backlighting provides exceptional clarity. The fully adjustable electric driver's seat takes the strain out of driving and provides a commanding view of the road.

From your first look, and right through all your journeys, you'll discover that every facet of the ix35's exceptional design goes beyond stylish looks to deliver superior functionality.



# Drive in comfort...

---

Step into the ix35 and step into superior comfort and style. What surrounds you is important. The most precious environment is one you respond to naturally. Ergonomic, tactile and easy on the eye. Rigorous attention to detail, quality materials, and an unerring eye for sensuous flair see to that.

You want things just right. Then again sometimes you need to change them around. The ix35 lets you configure a multitude of seat arrangements to let you pack in all your life.





Overseas model shown



## Keeping your focus on the road

Whether you're negotiating peak hour traffic, zipping along the freeway or out on the open road, your comfort contributes to safe driving. From an easy-to-view instrument panel and height adjustable seats offering lumbar support, through to smart technologies such as cruise control, steering wheel mounted audio controls and dusk sensing headlights, the ix35 has been designed to help remove unneeded distractions and give you more time to be focussed on the road.



Overseas model shown



# ...and advanced safety

---

All ix35's are equipped with a comprehensive array of advanced safety features that help you control the vehicle in challenging conditions. With so much attention to safety and occupant protection, no matter where you go in the ix35 you'll find peace-of-mind.



Highlander model shown in Sleek Silver



## Greater control in all conditions

The Anti-skid Braking System (ABS) increases safety by preventing your brakes from locking up while Electronic Brake-force Distribution (EBD) distributes braking force according to your vehicle's load.

With the Elite and Highlander, on demand All-Wheel-Drive (AWD) distributes power evenly to all four wheels to improve traction, giving you greater control and confidence on slippery, wet or uneven surfaces.

## Multiple layers of protection

Through extensive use of ultra-high tensile strength steel, the ix35's body shell is stronger and stiffer – as well as lighter. Similarly, excellent structural integrity is provided by side impact beams, integrated front and rear crumpled zones, strengthened window sills and safety engineered doors with internal guard beams.

## Airbags front and back

With six airbags standard, the ix35 provides comprehensive occupant safety. The protection of driver and front passenger airbags is reinforced by dual-side front (thorax) airbags, while roof-mounted side curtain airbags extend from front to rear.

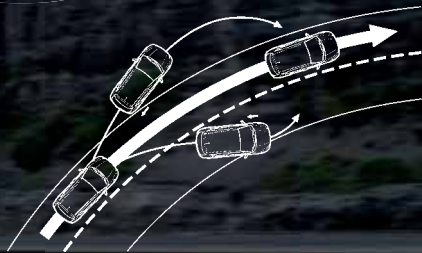
Other standard protections include front-seat active head restraints that automatically shift upward in the event of an impact to reduce head, neck and shoulder injuries, as well as three-point retractable seat belts for all occupants.

## Active locking

For additional safety and security, the speed sensing Hyundai Active Locking Operation (HALO) system, locks all the doors once your speed exceeds 15kph. Front seat occupants can override the system to easily exit the vehicle.


## Reverse with ease

Highlander models are fitted with a built-in rear-view camera that shows an LCD colour image within the driver's rear-view mirror. Smart Parking Assist shows the width of the vehicle and the position of any objects behind it.




### Electronic Stability Control

Comes into its own when sudden braking or turning leads to a lack of control. ESC senses wheel speed, the manner in which the car is turning, the angle of the steering wheel and input from the pedals.



### Hill Start Assist Control

It's sometimes tough pulling away when you're facing uphill. No matter. Hill start Assist Control minimises backward rolling on steep ascents.



### Downhill Brake Control

To keep control and maintain steady speed on steep, downhill descents, engage Downhill Brake Control.

# Packed with smart, cutting edge technology

The ix35 showcases our passion for making rich technology and cutting edge innovation accessible to everyone. Throughout the ix35 you'll find an array of extremely advanced smart technologies working intuitively behind the scenes to make driving safer, easier and more enjoyable.

## Proximity Smart Key and Push Button Start\*

Proximity Smart Key technology enables you to unlock and lock your ix35 without taking the key from your pocket – something you'll really appreciate when your arms are full, or when you're rushing to escape the elements. Turning on the engine is as easy as pushing the start button – there's no need to insert a key. Just as importantly, your proximity key offers greater security and theft deterrence than a conventional key.

## Electric folding mirrors<sup>^</sup> and a light to see you to the door

When manoeuvring into a tight space, you can fold-in the side mirrors by simply pushing the controls located on the door. Just as convenient, the headlamps remain lit for 30 seconds after you close the ix35's doors, lighting your way to the front door or along a pathway.

## Dusk sensing headlights\*

Dusk sensing headlights will ensure your vehicle is visible to oncoming traffic when daylight begins to fade. They also turn on automatically when entering poorly lit areas such as tunnels or car parks.

## Take your tunes with you

ix35's premium audio system lets you enjoy your favourite tunes. On the large screen display, play music any way you want it, from full function iPod connectivity, CD, Radio, MP3 or USB all delivered through a six speaker system with tweeters.



## Panorama glass roof<sup>^</sup>

Let the light in and the spirits soar for both front and rear passengers with ix35's audacious panorama glass roof.

## Safety window

To prevent accidental injury, the driver's side window will automatically stop and go down if it is travelling upwards and any part of your body – or any other object – is in its path.

## One-touch triple signal indicators

By simply depressing the turn indicators for a moment whilst driving, they will signal three times before returning to the neutral position. This feature is ideal for changing lanes on motorways and helps you maintain focus on the road ahead.

## Rear-view camera<sup>^</sup>

Reverse with safety and ease with a rear camera display, including Smart Park Assist guide, cleverly and conveniently incorporated into the electro-chromic rear view mirror.

## Travel safer up and down steep slopes

The ix35 includes two new innovative Hyundai safety technologies: Hill-start Assist Control (HAC), which minimises back roll on steep ascents, and; Downhill Brake Control (DBC), which helps you maintain control and speed on steep descents. Both give you greater control and safety in challenging driving situations and are standard across all models.



\*Available on Elite and Highlander models

<sup>^</sup>Available on Highlander models



# Built to perform in the city or the open road

## Delivers big car torque with small car economy

The ix35 doesn't just offer sculpted muscular styling, it also delivers that promise in terms of performance and handling. And if being fun to drive isn't reward in itself, the ix35 goes even further by offering outstanding economy.



Overseas model shown

## Choose the performance and economy that meets your needs.

The ix35 offers three new engine variants across its model line-up, each offering more power yet greater fuel efficiency.

## All terrain capability

A true crossover, the ix35 is available in the Active 2-wheel drive (2WD) model or the Elite and Highlander on-demand All-Wheel-Drive (AWD) models. Whether your driving keeps you within urban limits, or you prefer the flexibility to venture out into all terrains, there's an ix35 model that meets your needs and delivers an exceptional driving experience.

The ix35 suspension system has been developed and tuned especially for Australian road conditions to ensure agile handling and responsive steering on a wide variety of road surfaces. While McPherson Strut front suspension enhances steering wheel feel, manoeuvrability and stability, a compact rear multi-link suspension improves responsiveness whilst maximising interior cabin space.

## The revolutionary R-series Diesel

The R-series turbo Diesel engine benefits from being the third generation of Bosch's common rail system, whose piezo-electronic injectors deliver fuel at 1800 bar with an unprecedented degree of accuracy and control, resulting in greater power, lower fuel consumption with CO<sub>2</sub> emissions a very low 198g/100km<sup>^</sup>

## Helping you drive cleaner and smarter

To help you get the best efficiency and reduce your running costs, the ix35 includes a standard trip computer that provides distance to empty, average fuel consumption, average vehicle speed, elapsed time and instant fuel economy.



### 2.0 Theta-II

Available with the Active model, this latest generation all aluminium four cylinder petrol engine delivers 122kW power via 5 speed manual or optional 6 speed automatic transmission and delivers smooth performance and a frugal 8.5 l/100km\* fuel economy.

### 2.4 Theta-II

This double overhead cam petrol engine delivers extra power and torque for the all wheel drive Elite model, yet has excellent 9.2l/100km\* fuel economy.

### 2.0 R-series

The top of the range all wheel drive Highlander and Elite are both equipped with the stunning 2.0 R-series CRDi turbo Diesel engine – the most powerful Diesel engine in its class, delivering 135kW of power. And with a staggering 392Nm torque, similar to much larger engines, the ix35 2.0 R-series delivers sporty acceleration and agility yet with the economy of a small car – just 7.5 l/100km.\*

<sup>^</sup> Australian Design Rule 81/02 static laboratory combined CO<sub>2</sub> emission for 2.0 R-series Diesel. CO<sub>2</sub> emissions will vary depending on a combination of driving habits and the condition of the vehicle.

\* Australian Design Rule 81/02 static laboratory combined average city and highway cycle test.

**CRDi 16V**  
COMMON RAIL DIRECT INJECTION



# Fully Featured



## Alloy wheels

The ix35's dynamic looks are further enhanced by sporty 17" dual 5-spoke alloy wheels on the Elite and aggressive 18" dual 5-spoke alloys on the Highlander. 17" steel wheels with attractive covers are standard equipment on the Active.



## Push button start

*(Elite and Highlander)*

The push button start, which can only be activated by an ID signal sent from your Proximity Smart Key, offers cutting edge convenience and ease, while adding a further level of theft deterrence.



## Rear-view camera

*(Highlander)*

For parking with safety and ease, Highlander is fitted with a reversing camera that's built into the vehicle's rear garnish and provides an LCD colour image of the area behind the vehicle that be viewed in an integrated display within the driver's rear-view mirror. For additional safety, colour distance-indicators show the width of the ix35 and the distance to an object behind the vehicle.



## Dusk sensing auto headlights

*(Elite and Highlander)*

To increase driving safety and the visibility of your vehicle to other drivers, headlights are automatically turned on as light begins to fade.



#### Driver Information

To help you maintain your concentration on the road, the instrument cluster has been positioned so that all key information is available at-a-glance, while blue backlighting provides exceptional clarity.



#### Dual-zone air conditioning unit with cluster ionizer

The standard easy-to-use manual temperature control air conditioning has separate vents for back seat passengers. Highlander models feature automatic dual-zone climate control with cluster ionizer that automatically cleans the air when the air conditioner or heater is running.



Highlander model shown in Grey Titanium



#### CD Player with USB/iPod®/Aux connectivity.

Play your favourite music in your preferred format and keep the whole family entertained and happy with this state-of-the-art six-speaker audio system that includes iPod® connectivity. Four-function steering wheel audio controls add convenience and safety.



#### Heated front seats (Highlander)

For an extra touch of comfort and luxury, the Highlander features heated front seats.



# ix35



Highlander model shown in Sleek Silver

## Active

Vanilla White (WAB) - Solid	Black Cloth
Sleek Silver (WEA) - Metallic	
Grey Titanium (TAK) - Mica	
Phantom Black (TCM) - Mica	
Blue Ice (THE) - Metallic	
Eco Green (SCM) - Metallic	
Blue Ocean (UDK) - Mica	
Remington Red (SAZ) - Mica	

## Elite

Vanilla White (WAB) - Solid	Black PU Leather with Black cloth
Sleek Silver (WEA) - Metallic	
Grey Titanium (TAK) - Mica	
Phantom Black (TCM) - Mica	
Blue Ice (THE) - Metallic	
Eco Green (SCM) - Metallic	
Blue Ocean (UDK) - Mica	
Remington Red (SAZ) - Mica	

## Highlander

Vanilla White (WAB) - Solid	Black Full Leather
Sleek Silver (WEA) - Metallic	
Grey Titanium (TAK) - Mica	
Phantom Black (TCM) - Mica	
Blue Ice (THE) - Metallic	
Eco Green (SCM) - Metallic	
Blue Ocean (UDK) - Mica	
Remington Red (SAZ) - Mica	

Variants	Active	Elite	Highlander
2.0 2WD	✓		
2.4 AWD		✓	
2.0 R-series AWD		✓	✓



17-inch Alloy Wheel

18-inch Alloy Wheel

17-inch Steel Wheel

Hyundai Motor Company Australia Pty Ltd Corner of 394 Lane Cove Road & Hyundai Drive, Macquarie Park NSW 2113 T. 02 8873 6000 F. 02 8873 6005

AUSTRALIA'S FIRST



Hyundai Motor Company (HMC) and the Hyundai Motor Company Australia (HMCA) each reserve the right to alter vehicle specifications and equipment levels without notice. Some equipment featured on the cars in this spec sheet may not be available in Australia or may be optional. To the extent permitted by the law, neither HMC nor HMCA shall be liable to any person as a result of reliance on the content of this spec sheet. Please consult your Hyundai dealer for the latest specifications, equipment levels, options, prices, colours and vehicle availability. Metallic and mica paint are optional extras. The five year unlimited kilometre warranty is only applicable to vehicles used for private and domestic uses and is not applicable to vehicles used for certain high mileage commercial purposes i.e. Courier, Security and Rental Cars. **Note:** Information in this spec sheet is current as at 01/02/2010. Colours are indicative only and may vary due to the printing process.



# Hyundai.

---

## Where everything comes together.

At Hyundai we understand that life is about continual change. As a company, our progress isn't measured by our actions in the past, but by how we respond to our environment and listen to our customers. Only by re-imagining how tomorrow's world could be, can we continue to evolve and meet your needs today and into the future.

So whatever your dreams, wherever you're going, whoever you want to be...the discoveries, the adventures, the challenges that await. It's your journey and we'll take you there.

### Behind you all the way

The ix35 is backed by Australia's First 5 Year Unlimited Kilometre Warranty. It's Hyundai's standard promise of excellence. In addition, ix35 comes with 12 months Hyundai Premium Assist – a 24 hours, 365 days a year roadside assistance service that will never leave you stranded.\*



AUSTRALIA'S FIRST

**5**  
YEAR  
**UNLIMITED KM**  
WARRANTY

\*Conditions apply. For full details visit [www.hyundai.com.au](http://www.hyundai.com.au)

# Genuine Hyundai Accessories

Genuine Hyundai Accessories are a smart way to help keep your new ix35 in original showroom condition and further reinforce its already high levels of occupant safety. Plus, with an array of exciting interior, exterior and styling options, as well as a choice of innovative products that complement an active lifestyle, Genuine Hyundai Accessories can make driving your ix35 even more enjoyable and enable you to reflect your personality and flair.

All Genuine Hyundai Accessories are covered by Hyundai's Australian First 5 Year/Unlimited Kilometre Accessories Warranty\*. Please refer to [www.hyundai.com.au/ix35](http://www.hyundai.com.au/ix35) for full details.



Hyundai ix35 Active in Vanilla White featured above is accessorised with Genuine Hyundai Whipbar™ Quiet Roof Racks, Surfboard Carrier, Alloy Nudge Bar, Bonnet Protector, Stylevisors, Front Park Assist, Headlight Protectors, 17" Alloy Wheels. All sold separately at additional cost. Surfboard not included.



#### DVD Entertainment

- Movies
- Audio CDs
- Games (Excludes Highlander models)



#### Direct Connect for iPod®<sup>1</sup>

- Simplifies use
- Excellent sound quality
- Convenient



#### Cargo Barrier<sup>2</sup>

- Withstands 60kg
- Standards-tested
- Two position



#### Illuminated Scuff Plates

- Stylish
- Soft glowing
- Brushed stainless steel



#### Whipbar™ Quiet Roof Racks<sup>3</sup>

- Patent Whipbar™ technology
- Strong and secure
- High quality



#### Roof Mounted Kayak Holder

- Maximum support
- Fully adjustable
- Easy to load



#### Alloy Nudge Bar

- Premium-grade
- Stylish
- Stringently tested



#### Rear Park Assist Sensors<sup>4</sup>

- Four/Two sensor system
- Automatic activation
- Up to 1.5m range



Hyundai ix35 Elite in Vanilla White featured above is accessorised with Genuine Hyundai Whisper™ Quiet Roof Racks, Surfboard Carrier, Reverse Park Assist, Towbar, Towball and Trailer Wiring Harness, Stylevisors, 17" Alloy Wheels. All sold separately at additional cost. Surfboard not included.

Genuine Hyundai Accessories	Active	Elite	Highlander	Genuine Hyundai Accessories	Active	Elite	Highlander
<b>Technology</b>				<b>Exterior</b>			
Direct Connect for iPod® <sup>1</sup>	○	○	○	7 Pin Large Round Adaptor	○	○	○
DVD Entertainment	○	○	-	7 Pin Small Round Adaptor	○	○	○
<b>Interior</b>				Chrome Wheel Nut (one piece)	○	○	○
Cargo Barrier - dual position (side curtain airbag compatible) 60kg rating	○	○	○	Universal Lock Nuts (set of 4)	○	○	○
Tailored Carpet Floor Mats (set of 4)	○	○	○	<b>Styling</b>			
Dash Mat	○	○	○	Illuminated ix35 Scuff Plates	○	○	○
Cargo Liner	○	○	○	Alloy Wheels 18"	○	○	-
Fabric Rear Bumper Protector	○	○	○	Alloy Wheels 17"	○	-	○
Fold Down Cargo Box	○	○	○	<b>Roof Racks and Lifestyle</b>			
Portable Cooler - 12 volt 15 Litre (only suitable for use with retractable seatbelt)	○	○	○	Whisper™ Quiet Roof Racks <sup>3</sup>	○	○	○
<b>Exterior</b>				Roof Mounted Bike Carrier	○	○	○
Alloy Nudge Bar	○	○	○	Roof Mounted Kayak Holder	○	○	○
Headlight Protectors (set of 2)	○	○	○	Ski & Snowboard Carrier	○	○	○
Bonnet Protector	○	○	○	Surf Board Carrier	○	○	○
Stylevisors (set of 4)	○	○	○	<b>Safety</b>			
Towbar <sup>5</sup>	○	○	○	First Aid Kit (4 Pockets)	○	○	○
Towball - 50cm chrome	○	○	○	Front Park Assist Sensors <sup>4</sup> (4 head)	○	○	○
Trailer Wiring Harness (includes flat pin)	○	○	○	Reverse Park Assist Sensors <sup>4</sup> (4 head)	○	○	○
○ = Optional - = Not available							

### All Genuine Hyundai Accessories are covered by Hyundai's Australian First 5 Year/Unlimited Kilometre Accessories Warranty\*.

\* All Accessories are subject to warranty conditions. Warranty only applies to purchases from 1 September 2008. See your nearest Hyundai Dealer or visit our website at [hyundai.com.au](http://hyundai.com.au) for full warranty terms and usage recommendations. Some Genuine Hyundai Accessories are not applicable to all Hyundai models. All Genuine Hyundai Accessories purchased and fitted to a Hyundai vehicle by a Hyundai dealer or authorised service outlet are covered against manufacturing faults and defects of the product for a period of 5 years from the date of purchase with no kilometre usage limit. Receipts are required to support warranty claims. This warranty does not cover minor cosmetic defects or damage or defects caused by improper maintenance or repair, fair wear and tear, accident, misuse, abuse, or unauthorised modifications. Hyundai Motor Company Australia will without charge replace or repair any defective Genuine Hyundai Accessory if work is completed by an authorised Hyundai Dealer. Any Genuine Hyundai Accessory/ies not fitted by a Hyundai dealer or authorised service outlet, will only have the benefit of a 12month/20,000kms warranty period, which ever occurs first. All warranties are additional to the implied warranties under the Trade Practices Act 1974. Accessories pictured are all sold separately at additional cost.

<sup>1</sup> Refer to your Apple iPod® instruction Manual. iPod® is a registered trademark of Apple Computer Inc., registered in the U.S. and other countries.

<sup>2</sup> 60kg rating. Dual position side curtain airbag compatible. Only suitable for vehicles fitted with side curtain airbags.

<sup>3</sup> Load capacity = 75kg evenly distributed over 2 bars.

<sup>4</sup> Park Assist Sensors are designed as driver assist function only and should not be used as a substitute for skilled driving and safe parking practices. The area into which the vehicle is heading must be visually monitored by the driver while parking.

<sup>5</sup> Maximum ball download = 120kg (Active) or 140kg (Elite and Highlander). Towing capacity = (1600kg braked & 750kg unbraked). Towbar capacity subject to regulatory requirements, towbar design, vehicle design and towing equipment limitations.

Engine	2.0 2WD	2.4 AWD	2.0 R-series AWD
Configuration	Transverse front mounted driving front wheels 2.0 litres (1,998 cc)	Transverse front mounted driving front and rear wheels 2.4 litres (2,359 cc)	Transverse front mounted driving front and rear wheels 2.0 litres (1,995 cc)
Cylinder capacity	4 in-line	4 in-line DOHC	4 in-line DOHC
Number of cylinders	Twin overhead cam shaft, 4 valves per cylinder 122 kW @ 6200rpm	Twin overhead cam shaft, 4 valves per cylinder 130 kW @ 6000rpm	Twin overhead cam shaft, 4 valves per cylinder 135 kW @ 4000rpm
Valve system	197 Nm @ 4600rpm	227 Nm @ 4000rpm	392 Nm @ 1800-2500rpm
Maximum power	Multi-point electronic petrol injection	Multi-point electronic petrol injection	Common Rail Diesel Injection (CRDI) with electronic control Variable Geometry Turbo
Maximum torque	88.0 mm x 86.0 mm	88.0 mm x 97.0 mm	84.0 mm x 90.0 mm
Fuel System			
Bore x stroke	10.5:1	10.5:1	16:1
Compression ratio			
Transmission	2.0 2WD	2.4 AWD	2.0 R-series AWD
AWD (All-Wheel Drive) System			
Manual	5 speed manual		
Automatic	6 speed automatic with electronic manual mode	6 speed automatic with electronic manual mode	6 speed automatic with electronic manual mode
Gear ratio	Manual	Auto	Auto
1st	3.636	4.162	4.252
2nd	2.080	2.575	2.654
3rd	1.333	1.772	1.800
4th	1.061	1.369	1.386
5th	0.821	1.000	1.000
6th	-	0.778	0.772
Reverse	3.455	3.500	3.392
Final drive ratio	4.633	3.648	3.041
Steering	2.0 2WD	2.4 AWD	2.0 R-series AWD
Type			
Column		Hydraulic power assisted rack and pinion	
Minimum turning circle diameter		Energy absorbing dual collapsible steering column	
between kerbs		10.58 metres	
Number of steering wheel turns lock to lock		2.99	
Brakes	2.0 2WD	2.4 AWD	2.0 R-series AWD
General	Dual-diagonal, split circuit, power assisted with Electronic Brake Force Distribution (EBD)	Dual-diagonal, split circuit, power assisted with Electronic Brake Force Distribution (EBD)	Dual-diagonal, split circuit, power assisted with Electronic Brake Force Distribution (EBD)
Front	280 mm vented discs	300 mm vented discs	300 mm vented discs
Rear	262 mm solid discs	284 mm solid discs	284 mm solid discs
ABS	4 - channel / 4 sensor Anti-lock Braking System (ABS) with Electronic Brakeforce Distribution (EBD)		
Dimensions	2.0 2WD	2.4 AWD	2.0 R-series AWD
Exterior			
Length		4410 mm	
Width		1820 mm	
Height (With Roof Rails)		1655 mm (1665 mm)	
Wheelbase		2640 mm	
Wheel track - front/rear		1586 / 1596 mm	
Minimum ground clearance (based on kerb weight)		170 mm	
Approach/departure/ramp brake over angle		28.1 / 26.9 / 17.0 deg	
Interior			
Head room front / rear		1000 / 994 mm	
Leg room front / rear		1047 / 982 mm	
Shoulder room front / rear		1450 / 1400 mm	
Hip room front / rear		1410 / 1365 mm	
Cargo overall length		785 mm	
Cargo overall width (between wheel arches)		1170 mm (1015 mm)	
Cargo overall height		795 mm	
Cargo volume seats down / up		1579 / 750 L (1438 / 591 L)	
NDA 213 / 214			
Weight	2.0 2WD	2.4 AWD	2.0 R-series AWD
Maneuver	1470 / 1395 kg	1595 / 2060 kg	1706 / 2170 kg
Auto	1486 / 1995 kg		

Towing Capacity	2.0 2WD	2.4 AWD	2.0 R-series AWD
Rated trailer weight	1600	1600	1600
Unbraked trailer weight	750	750	750
Roof rail load limit	100	100	100
Fuel Consumption Figures ADR81/02*	2.0 2WD	2.4 AWD	2.0 R-series AWD
	Man	Auto	Auto
Combined	8.5	8.5	9.2
Urban	11.4	11.4	12.4
Extra	6.8	6.8	7.3
CO <sub>2</sub> (Combined g/km)	201	203	219
Fuel Tank Volume (L)	55	55	55
Suspension	2.0 2WD	2.4 AWD	2.0 R-series AWD
Front		MacPherson Strut System	
Rear		Multi-link System	

Wheels & Tyres	Active	Elite	Highlander
17 x 6.5J steel wheels	●	-	-
17 x 6.5J alloy wheels	-	●	-
18 x 6.5J alloy wheels	-	-	●
225 / 60 R17 tyres	-	-	●
225 / 55 R18 tyres	-	-	●
Spare full size tyre on standard wheel rim	-	-	●
Active Safety	Active	Elite	Highlander
Anti-lock Braking System (ABS) 4 channel with Electronic Brakeforce Distribution (EBD)	●	●	●
ESP Stability Control incorporating Traction Control System (TCS)	●	●	●
Down Hill Brake Control (DHC)	●	●	●
Hill Start Assist Control (HAC)	●	●	●
Front fog lamps	-	●	●
Rear fog lamps	-	●	●
Day / night rear view mirror	●	●	●
Rear view camera	-	-	●
Rear high mount centre stop lamp	-	-	●
Warning lights (seatbelt, door ajar, check engine)	●	●	●
Dusk sensing headlights (with override switch)	-	-	●
Passive Safety	Active	Elite	Highlander
Airbags	●	●	●
Driver and front passenger airbags	●	●	●
Dual side front thorax airbags	●	●	●
Front and rear passenger side curtain airbags	●	●	●
Body			
Reinforced body/chassis, with rigid cabin and crush zones front and rear	●	●	●
Side impact intrusion bars in all doors	●	●	●
Impact absorbing bumpers	●	●	●
Child safety rear door locks	●	●	●
Seat belts			
Pre-tensioners, load limiters and height adjustable upper moans on front seat belts	●	●	●
3 point retractable seat belts for all occupants	●	●	●
Seating			
Child seat top tether, strap anchor point brackets fixed to all 3 rear seat positions	●	●	●
Anti-submerging front seat base steel pans	●	●	●
5 height-adjustable headrests (driver & front passenger active headrests)	●	●	●
ISOFIX points	●	●	●
Security	Active	Elite	Highlander
Central locking	●	●	●
Keyless entry with burglar alarm	●	●	●
Engine immobiliser	●	●	●
Deadlock security system	●	●	●
Hyundai Active Locking Operation (HALO)† including speed sensing auto door locking, auto door unlock when in Park (or option) key removed (Manual) and inside door unlock function	●	●	●

\*Source: ADR81/02. Fuel consumption will vary depending on a combination of driving habits and the condition of the vehicle. †Features can be independently deactivated at an option used Hyundai Dealer.

Exterior Styling	Active	Elite	Highlander
Body coloured side mirrors with integrated repeater	●	●	●
Chrome exterior door handles	●	●	●
Body coloured front grille	-	-	●
Chrome surround front grille	-	-	●
Panorama glass roof (with interior sliding blind)	●	●	●
Lower door sporty black side garnish	●	●	●
Metal effect roof rails	●	●	●
Front and rear mud flaps	●	●	●
Rear roof spoiler	●	●	●
Sound System	Active	Elite	Highlander
MP3 / WMA / CD player with AM / FM tuner	●	●	●
Indash 6CD stacker with internal amplifier and sub-woofer	-	-	●
6 speakers including tweeters	●	●	●
USB audio input with iPod® compatibility	●	●	●
Auxiliary audio input jack (to connect external audio source)	●	●	●
Rear roof mounted aerial	●	●	●
4 function steering wheel audio controls	●	●	●
Occupant Comfort	Active	Elite	Highlander
Power windows with driver glass one-touch auto up and down function	●	●	●
Driver's side power safety window	●	●	●
Push button start with proximity smart key	●	●	●
Height adjustable driver's seat cushion	●	●	●
Electric adjust driver's seat with lumbar support	●	●	●
Headlamp Escort function	●	●	●
Cruise control, steering wheel mounted controls	●	●	●
Survivor with vanity mirror	●	●	●
Slide out sun extension covers on survivor	-	-	●
Leather wrapped steering wheel rim and transmission shift knob	●	●	●
Heated side mirrors	●	●	●
Electric folding side mirrors	●	●	●
Heated front seats	●	●	●
3 x occupant assist grip handles with 1 x coat hook in rear	●	●	●
The adjustable steering wheel	●	●	●
One touch triple turn signal	●	●	●
2 x 12 volt power outlets, front and rear cargo area	●	●	●
Tire computer with average km/h, trip km, distance to empty, average and instant fuel consumption /100km	●	●	●
Portable ash tray and cigarette lighter	●	●	●
Interior Ventilation	Active	Elite	Highlander
Manual air conditioning	●	●	●
Full auto dual zone climate control with cluster sensor and external temperature display	-	-	●
Rear heated glass	●	●	●
Interior Lighting	Active	Elite	Highlander
Delayed fade-out interior lights	●	●	●
Courtesy reflectors on front doors	●	●	●
Individual driver and front passenger map lamps in overhead console	●	●	●
Luggage lamp	●	●	●
Illuminated vanity mirrors	-	-	●
illuminated glove box compartment	-	-	●
Storage Solutions	Active	Elite	Highlander
60 / 40 split forward folding rear seats	●	●	●
Fold down sunglasses compartment in roof mounted console	●	●	●
Front seat back pockets	●	●	●
Centre floor console with storage compartment and dual cup holders	●	●	●
Fold down rear armrest with dual cup holders	●	●	●
Map pockets with bottle bulges in all door trims	●	●	●
Ticket holder in sun visor	●	●	●
Lockable glove box compartment	●	●	●
Storage recess in sidewall of rear cargo area	●	●	●
Rear electric seat storage net with far or hammock mounting	-	-	●
Retractable cargo area security blind	●	●	●



**Hyundai Motor Company Australia Pty Ltd** 394 Lane Cove Road, Macquarie Park, NSW Australia 2113

Hyundai Motor Company (HMC) and the Hyundai Motor Company Australia (HMCA) each reserve the right to alter vehicle specifications and equipment levels without notice. Some equipment featured on the cars in this brochure may not be available in Australia or may be optional. To the extent permitted by the law, neither HMC nor HMCA shall be liable to any person as a result of reliance on the content of this brochure. Please consult your Hyundai dealer for the latest specifications, equipment levels, options, prices, colours and vehicle availability. Metallic and mica paint are optional extras. Note: Information in this brochure is current as at 01/09/2010. **Part No. IX350910B**

