

SPECIFICATIONS



Engine

Series	Isuzu 4JJ1-TC Hi-Power
Description	3.0 litre turbo diesel, in-line 4-cylinder, DOHC, 16-valve with Diesel Particulate Diffuser (DPD)
Maximum torque	430Nm @ 2000→2200 rpm (automatic and manual)
Maximum power	130kW @ 3600 rpm
Bore x stroke	95.4mm x 104.9mm
Displacement	2999cc
Compression ratio	17.3 : 1
Cylinder head	Isuzu-patent special aluminium alloy with double-walled water jacketing
Valve gear	Chain-driven dual overhead camshafts, roller rockers, 4 valves/cylinder
Induction	Electronic high pressure common rail direct fuel injection with VSS (Variable Swirl System) and intercooled VGS (Variable Geometry System) turbo charger
Cylinder block	Cast iron upper with induction-hardened cylinder bores, cast alloy lower; special pistons with nickel composite oil rings
Emission level	Euro5
Alternator	120 amp with Intelligent Battery Sensor (IBS)

Transmissions

Manual	Isuzu MVL-6N 6-speed manual with high torque capacity and output reduction, 275mm diameter clutch plate		
Automatic	Aisin AWR6B45II 6-speed with sequential shift and brake shift lock electronically controlled, tri-mode with Adaptive Logic Control and fuel-saving lock-up torque converter on gears 3, 4, 5 and 6 ▶ Uphill/Downhill Transmission Control System: holds gear in varied-gradient ascents, selects gear on steep descents to hold speed with engine braking		
Ratios: 1		6-speed Manual	6-speed Automatic
	1st	4.942	3.600
	2nd	2.430	2.090
	3rd	1.428	1.488
	4th	1.000	1.000
	5th	0.749	0.687
	6th	0.634	0.580
	Reverse	4.597	3.732
Final drive	4x2	3.727	3.727
	4x4	3.727	3.727
	Snorkelled diff breathers to increase fording depth and reduce mud blockage		
Transfer gearing	4x4 low-range	2.482	2.482
	4x4 high-range	1.000	1.000
4x4 system	"Terrain Command" control with 'shift on the fly' 2-high↔4-high selection at up to 100km/h		
Drivetrain system	TCS (Traction Control System) on all model variants		

Steering

Engine-speed-sensitive variable capacity power-assisted rack and pinion system; 3.84 turns lock-to-lock via tilt-adjustable steering wheel

Chassis

Separate, full-length heavy-duty ladder construction chassis

Front suspension

Independent, high-ride, coil springs, gas shock absorbers, upper and lower wishbones, stabiliser bar

Rear suspension

Multi-link coil suspension, gas shock absorbers, stabiliser bar

Axles

Front

Independent. 4x4: fully floating with outer CV and inner double offset joints and equal driveshafts
Gross Axle Weight: 1350kg

Rear

Rigid semi-floating banjo with hypoid final drive
Gross Axle Weight: 1600kg

Brakes

Anti-lock Brake System (ABS) with Electronic Brakeforce Distribution (EBD), Electronic Stability Control (ESC), Emergency Brake Assist (EBA), Hill Start Assist (HSA) and Hill Descent Control (HDC)

Power-assisted via 10.5" servo unit; 300mm dia. ventilated front discs with 2-piston calipers, 318mm rear disc brakes

Central pull up park brake

Wheels and Tyres

LS-M

16"x 7" alloy; 245 / 70 R16 All Terrain

LS-U

17"x 7" alloy; 255 / 65 R17 Highway Terrain

LS-T

17"x 7" alloy; 255 / 65 R17 Highway Terrain

(Full size spare wheel – alloy on LS-U/LS-T and steel on LS-M)

Service Plus



Warranty

For the ultimate peace of mind, every Isuzu MU-X comes standard with a comprehensive, bumper-to-bumper 5 year/130,000km[^] warranty.

Roadside Assistance

Complimentary with every new MU-X is 5 years roadside assistance.

Capped Price Servicing

As an owner you will get access to our Capped Price Servicing[^] Program. The CPS Program covers the first 5 Scheduled Services in line with the Scheduled Service Intervals.

[^]5 years/130,000km whichever occurs first, for eligible customers. Excludes accessories.
[^]The Capped Price Servicing Program ("CPS Program") applies to Eligible Vehicles with a Warranty Start Date on or after 1/1/15 at Participating Isuzu UTE Dealers only. The 5 years Capped Price Servicing covers the first 5 Scheduled Services for 16.5MY and later vehicle models for up to 5 years/50,000km (whichever occurs first). CPS Program is subject to change. For full terms & conditions and current pricing visit isuzuute.com.au/service-plus.

MU-X FEATURES AND SPECIFICATIONS

Description

Description	4x2			4x4		
	MU-X LS-M	MU-X LS-U	MU-X LS-T	MU-X LS-M	MU-X LS-U	MU-X LS-T
Engine						
2999cc DOHC 4cyl. with intercooled turbo charger (430Nm, 130kW)	●	●	●	●	●	●
Transmissions						
6-speed manual transmission				●	●	
6-speed "Rev-Tronic" automatic transmission with sequential sport mode	●	●	●	●	●	●
Safety and Security						
4-channel 4-sensor Anti-skid Brake System (ABS) with Electronic Brakeforce Distribution (EBD)	●	●	●	●	●	●
Electronic Stability Control (ESC)	●	●	●	●	●	●
Traction Control System (TCS)	●	●	●	●	●	●
Emergency Brake Assist (EBA)	●	●	●	●	●	●
Hill Start Assist (HSA)	●	●	●	●	●	●
Hill Descent Control (HDC)	●	●	●	●	●	●
Reversing camera	●	●	●	●	●	●
Rear park assist sensors	●	●	●	●	●	●
6 airbags: dual front, front side and full length curtain	●	●	●	●	●	●
Height-adjustable upper mounts for front seat belts	●	●	●	●	●	●
Audible and visual front seat belt warnings	●	●	●	●	●	●
Dual pre-tensioners with load limiters for front seat belts	●	●	●	●	●	●
3-point retractable seat belts for all seating positions	●	●	●	●	●	●
Emergency locking retractor (ELR) for all seat belts	●	●	●	●	●	●
Automatic locking retractor (ALR) for front passenger and 2nd row seatbelts including centre seat	●	●	●	●	●	●
Three childseat tethers and ISO FIX compatible anchor points for 2nd row seats	●	●	●	●	●	●
Child-proof rear door locks	●	●	●	●	●	●
Side anti-intrusion bars inside side doors	●	●	●	●	●	●
Engine immobilizer	●	●	●	●	●	●
Anti-theft alarm system	●	●	●	●	●	●
Warning alarm: headlights or parking lights on with ignition key removed	●	●	●	●	●	●
Rear window demister with timer	●	●	●	●	●	●
High Density Polyethylene (HDPE) fuel tank	●	●	●	●	●	●
High mount LED brake light	●	●	●	●	●	●
Dual horn	●	●	●	●	●	●
Protection						
Under-front steel plate skid/splash shield	●	●	●	●	●	●
Steel plate guards: sump and transfer case				●	●	●
Suspension and Brakes						
Front coil suspension with gas filled shock absorbers	●	●	●	●	●	●
Rear multi-link coil suspension with gas filled shock absorbers and stabiliser bar	●	●	●	●	●	●
300mm front ventilated discs brakes with twin-pot calipers	●	●	●	●	●	●
318mm rear solid disc brakes	●	●	●	●	●	●
Seating						
Front bucket whiplash protection seats	●	●	●	●	●	●
Leather appointed seats (leather on body contact areas of seat)			●			●
Six-way adjustable electric driver's seat			●			●
Height-adjustable driver's seat	●	●	●	●	●	●
60:40 split-fold 2nd row seats with fold away centre arm rest	●	●	●	●	●	●
50:50 split-fold 3rd row seats (not available for ISO FIX)	●	●	●	●	●	●
Adjustable headrests for all seats including centre seat	●	●	●	●	●	●
In-cabin Storage						
Glovebox with light	●	●	●	●	●	●
Power outlet in glovebox and in rear cargo area	●	●	●	●	●	●
Centre console with two cup holders and removable ash container	●	●	●	●	●	●
Dual-purpose driver and front passenger cup holder tray	●	●	●	●	●	●
Rear passenger door cup holders	●	●	●	●	●	●
Overhead console with twin map lights and flip-down sunglasses holder case	●	●	●	●	●	●
Front door storage compartment with bottle bulge	●	●	●	●	●	●
Two coat hooks	●	●	●	●	●	●
Rear cargo organiser box	●	●	●	●	●	●

MU-X FEATURES AND SPECIFICATIONS

Description	4x2			4x4		
	MU-X LS-M	MU-X LS-U	MU-X LS-T	MU-X LS-M	MU-X LS-U	MU-X LS-T
Exterior Style						
Projector lens headlights for extra low beam depth and reduced flare	●	●	●	●	●	●
Front fog lights		●	●		●	●
Chrome radiator grille		●	●		●	●
Gun metal grey radiator grille	●			●		
Aluminium side steps		●	●		●	●
Chrome door handles		●	●		●	●
Chrome door handles with touch sensor opening and push button locking			●			●
Colour-coded door handles	●			●		
Chrome fold-in power door mirrors with integrated turn indicators		●	●		●	●
Colour-coded power door mirrors with integrated turn indicators	●			●		
Colour-coded centre rear roof-mounted shark fin aerial		●	●		●	●
Centre front roof-mounted bee-sting aerial	●			●		
Privacy glass - rear doors, quarter and tailgate windows		●	●		●	●
Roof rails (maximum load capacity 60kg)			●			●
Enhanced style featuring roof rails, tailgate spoiler and muffler cutter			●			●
Cabin Amenities						
Climate control air conditioning with integrated heater/demister		●	●		●	●
Manual air conditioning with integrated heater/demister	●			●		
Rear cabin cooling vents		●	●		●	●
Pollen and fine particle air filter	●	●	●	●	●	●
Power windows with one-touch up/down, driver's window with safety stop and delay closing	●	●	●	●	●	●
Central locking with keyless entry	●	●	●	●	●	●
Passive Entry and Start System			●			●
Power-adjustable door mirrors with turn indicator lights	●	●	●	●	●	●
Cruise control	●	●	●	●	●	●
*Sky Sound® roof-mounted sound system with 8 speakers (mounted in roof, front dash, front and rear doors)	●	●	●	●	●	●
Touchscreen DVD/CD/MP3/FM/AM/AUX audio unit with USB, iPod® input and Bluetooth® audio streaming	●	●	●	●	●	●
Built-in satellite navigation		●	●		●	●
Back seat USB charging port	●	●	●	●	●	●
Roof mounted 10" DVD entertainment monitor			●			●
Tilt-adjustable steering wheel with power steering	●	●	●	●	●	●
Leather wrapped steering wheel with easy select cruise and audio controls	●	●	●	●	●	●
Multi-Information Display (MID): fuel economy, gear shift indicator ¹ , odometer, trip odometer A and B, DPD operator regeneration indicator, fuel range and service reminder	●	●	●	●	●	●
Electro-luminescent gauges	●	●	●	●	●	●
*Terrain command® 4WD select dial (2WD-high, 4WD-high and 4WD-low)			●	●	●	●
Windscreen wipers with variable intermittent sweep modes	●	●	●	●	●	●
Rear window wiper	●	●	●	●	●	●
Day/night interior rear view mirror	●	●	●	●	●	●
Sun visors with vanity mirror (passenger) and ticket retaining strap (driver)	●	●	●	●	●	●
Fixed A-pillar assist-grips for driver and front passenger	●	●	●	●	●	●
Roof mounted retractable door assist-grips for front and rear doors	●	●	●	●	●	●
3rd row assist-grips	●	●	●	●	●	●
Carpet flooring	●	●	●	●	●	●

iPod® is a trademark of Apple Inc. The Bluetooth® word mark is owned by Bluetooth SIG, Inc. Not all devices will be compatible and functionality will vary depending on the device.

¹Available on manual transmission vehicles only.

MU-X FUEL, WEIGHTS AND DIMENSIONS

Description	4x2			4x4		
	MU-X LS-M	MU-X LS-U	MU-X LS-T	MU-X LS-M	MU-X LS-U	MU-X LS-T
MU-X ADR 81/02^a Fuel Consumption Values						
Transmission (MT = Manual, AT = Automatic)	AT	AT	AT	MT / AT	MT / AT	AT
FUEL CONSUMPTION (litres/100km)						
Combined	8.0	8.1	8.1	8.1/8.1	8.1/8.1	8.1
Urban	9.8	9.9	9.9	10.1/9.9	10.1/9.9	9.9
Extra Urban	7.0	7.1	7.1	6.9/7.1	6.9/7.1	7.1
CO² (g/km)						
Combined	211	214	214	212/214	212/214	214
Urban	259	262	262	265/262	265/262	262
Extra Urban	184	186	186	181/186	181/186	186
Dimensions (mm unless stated otherwise)						
Wheelbase	2845	2845	2845	2845	2845	2845
Overall length	4825	4825	4825	4825	4825	4825
Overall width (excluding door mirrors)	1860	1860	1860	1860	1860	1860
Overall height	1825	1860	1860	1825	1860	1860
Front overhang	905	905	905	905	905	905
Rear overhang	1075	1075	1075	1075	1075	1075
Front / Rear track	1570	1570	1570	1570	1570	1570
Ground clearance	220	230	230	220	230	230
Turning circle diameter between kerbs (metres)	11.6	11.6	11.6	11.6	11.6	11.6
Approach angle	23.3°	24.0°	24.0°	23.3°	24.0°	24.0°
Departure angle	24.6°	25.1°	25.1°	24.6°	25.1°	25.1°
Ramp-over angle	18.7°	19.5°	19.5°	18.7°	19.5°	19.5°
Interior (mm)						
Leg room - front	1106	1106	1106	1106	1106	1106
Leg room - 2nd	915	915	915	915	915	915
Leg room - 3rd	815	815	815	815	815	815
Shoulder room - front	1458	1458	1458	1458	1458	1458
Shoulder room - 2nd	1453	1453	1453	1453	1453	1453
Shoulder room - 3rd	1340	1340	1340	1340	1340	1340
Head room - front	1009	1009	1009	1009	1009	1009
Head room - 2nd	980	980	980	980	980	980
Head room - 3rd	929	929	929	929	929	929
Cargo volume - 2nd and 3rd row seats folded flat (litres)	1830	1830	1830	1830	1830	1830
Cargo volume - 3rd row seats folded flat (litres)	878	878	878	878	878	878
Cargo volume - behind 3rd row seats (litres)	235	235	235	235	235	235
Mass (kg)						
Gross Vehicle Mass (GVM)	2650	2650	2650	2750	2750	2750
Tare mass [†]	1925	1965	1980	2010/2020	2045/2050	2065
Kerb weight [‡]	1972	2012	2027	2057/2067	2092/2097	2112
Payload [‡]	678	638	623	693/683	658/653	638
Gross Combination Mass (GCM)	5650	5650	5650	5750	5750	5750
Maximum towing mass (braked trailer)	3000	3000	3000	3000	3000	3000
Maximum towing mass (non-braked trailer)	750	750	750	750	750	750
Maximum tow ball download (fitted with genuine Isuzu UTE tow kit)	300	300	300	300	300	300
Fuel tank capacity (litres)	65	65	65	65	65	65

^aFuel consumption and emissions figures based on ADR 81/02 and are to be used for vehicle comparison purposes only. Actual fuel consumption and emissions will vary depending on many factors including, but not limited to, traffic conditions, individual driving style and vehicle condition.
[†]Tare mass - unladen mass of vehicle and 10 litres of fuel. [‡]Kerb weight - tare mass plus full tank of fuel. Fuel weight ratio is based on Fuel Standard (Automotive Diesel) Determination 2001. [‡]Payload equals GVM minus kerb weight.

MU-X BODY STYLES AND DIMENSIONS

ISUZU MU-X LS-M

4x4 and 4x2



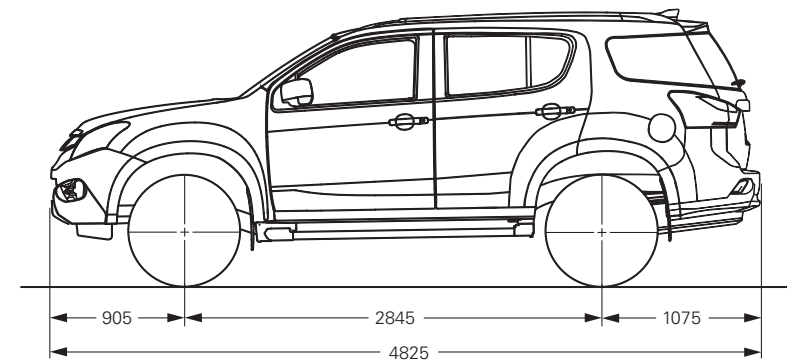
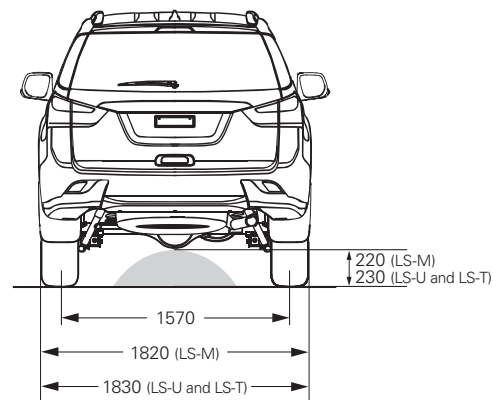
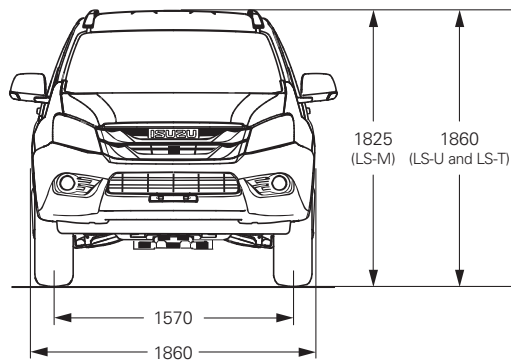
ISUZU MU-X LS-U

4x4 and 4x2



ISUZU MU-X LS-T

4x4 and 4x2



MU-X COLOUR AND TRIM OPTIONS



Cosmic Black mica



Obsidian Grey mica



Outback Bronze metallic




Silky White pearl



Splash White



Titanium Silver metallic



LS-M / LS-U
Dark Grey Cloth



LS-T
Charcoal Grey Leather*

Please read with Isuzu MU-X 16.5MY vehicle brochure. All information is true and correct at the time of publishing, January 2017. Isuzu UTE Australia reserves the right to change specifications and features at any time. Colours depicted herein may differ from actual due to the printing process. Please refer to isuzuute.com.au or consult your authorised Isuzu UTE Dealer for current availability of models, options, specifications, colours and Isuzu UTE Genuine Accessories.

*Leather on body contact areas of seat.

ISUZU
MU-X | ISUZU
UTE

GO YOUR OWN WAY