



GROUP
CLI

MODEL
2017-2018MY
Sportage (QL)

NUMBER
041

DATE
October 2017

TECHNICAL SERVICE BULLETIN

SUBJECT: SERVICE ACTION: EVAPORATOR TEMPERATURE
SENSOR AND/OR ECV REPLACEMENT (SA309)

This bulletin provides the procedure to replace the Evaporator Temperature Sensor and /or ECV (External Control Valve) on 2017-2018MY Sportage (QL) vehicles produced from December 1, 2015 through July 18, 2017, which may exhibit intermittent poor air conditioning performance. Kia is requesting the completion of this Service Action on all affected vehicles including those in dealer stock, prior to delivery.

To correct/prevent this concern, follow the procedures outlined in this bulletin.

Before conducting the procedure, verify that the vehicle is included in the list of affected VINs.

Service Action #	Production Range	Action	Page
SA309A	December 10, 2015 through November 30, 2016	ECV and Evaporator Temperature Sensor Replacement (includes A/C Refrigerant Recovery and Charging)	2
SA309B	December 1, 2016 through July 18, 2017	Evaporator Temperature Sensor Replacement	4



ECV



Evaporator Temperature
Sensor

* NOTICE

A Service Action is a repair program without customer notification that is performed during the warranty period. Any dealer requesting to perform this repair outside the warranty period will require DPSM approval.

Repair status for a VIN is provided on WebDCS (Service → Warranty Coverage → Warranty Coverage Inquiry → Campaign Information). Not completed Recall / Service Action reports are available on WebDCS (Consumer Affairs → Not Completed Recall → Recall VIN → Select Report), which includes a list of affected vehicles.

This issue number is SA309.

File Under: <Climate>

Circulate To: General Manager Service Manager Parts Manager
 Service Advisors Technicians Body Shop Manager Fleet Repair

*** NOTICE**

Before conducting either of these procedures, verify that the vehicle is in the attached VIN list, and within the applicable production date range for each procedure.


If not, no further action is required.

For further information and service procedure, refer to the applicable Workshop Manual.

ECV and Evaporator Temperature Sensor Replacement Procedure (SA309A):

Note: Perform this procedure only if the vehicle is produced from December 10, 2015 through November 30, 2016, and is on the VIN list for SA309A.

1. Recover the refrigerant by referring to "Heating, Ventilation, Air Conditioning (Air Conditioner) → Air Conditioning System → Repair procedures" chapter in the applicable Workshop Manual found on KGIS.
2. Remove the engine under cover (A).




3. Disconnect the ECV connector (B).




SUBJECT:

SERVICE ACTION: EVAPORATOR TEMPERATURE SENSOR AND/OR ECV REPLACEMENT (SA309)


4. Remove the snap ring (C).



5. Remove and discard the ECV (D).



6. Apply Pag Oil FD46Xg compressor oil onto the O-rings of the new ECV and install it in the reverse order of removal.
7. Replace the Evaporator Temperature Sensor (B) by referring to the "Heating, Ventilation and Air Conditioning → Air conditioning System → Evaporator Temperature Sensor → Repair procedures" chapters in the applicable workshop manual.



8. Install all other parts in reverse order of removal.

SUBJECT:

SERVICE ACTION: EVAPORATOR TEMPERATURE
SENSOR AND/OR ECV REPLACEMENT (SA309)

9. Recharge the A/C system to the correct refrigerant specifications.

**Refrigerant Specification:
(550g ± 25g)**

10. Verify proper A/C system operation.

Evaporator Temperature Sensor Replacement Only Procedure (SA309B):

Note: Perform this procedure only if the vehicle is produced from December 01, 2016 through July 18, 2017, and is on the VIN list for SA309B.

1. Replace the Evaporator Temperature Sensor (B) by referring to “Heating, Ventilation and Air Conditioning → Air conditioning System → Evaporator Temperature Sensor → Repair procedures” chapters in the applicable workshop manual.
2. Verify proper A/C system operation.



SUBJECT:

SERVICE ACTION: EVAPORATOR TEMPERATURE SENSOR AND/OR ECV REPLACEMENT (SA309)

AFFECTED VEHICLE RANGE:

Model	Production Date Range
Sportage (QL)	December 1, 2015 through July 18, 2017

REQUIRED PARTS:

Part Name	Part Number		Figure
	Previous	New	
ECV Valve Control	97674 D3000	97674 D3000QQK	
Evaporator Temperature Sensor	97143 C5000	97143 C5000QQK	

WARRANTY INFORMATION:

N Code: N99 C Code: C99

Claim Type	Causal P/N	Qty.	Prod Dates	Repair Description	Labor Op Code	Op Time	Replacement P/N	Qty.
V	97143 C5000	0	12/10/15 – 11/30/16	(SA309A)* ECV and Evaporator Temperature Sensor Replacement (includes A/C Refrigerant Recovery and Charging)	170088R0	1.0 M/H	97674 D3000QQK ECV	1
							97143 C5000QQK Evaporator Temperature Sensor	1
	97143 C5000	0	12/01/16 – 7/18/17	(SA309B) Evaporator Temperature Sensor Replacement	170088R1	0.2 M/H	97143 C5000QQK Evaporator Temperature Sensor	1

Note: * Use sublet code X1 for reimbursement of refrigerant up to \$16.10. (SA309A only)*** NOTICE**

VIN inquiry data for this repair is provided for tracking purposes only. Kia retailers should reference **SA309** when accessing the WebDCS system.