

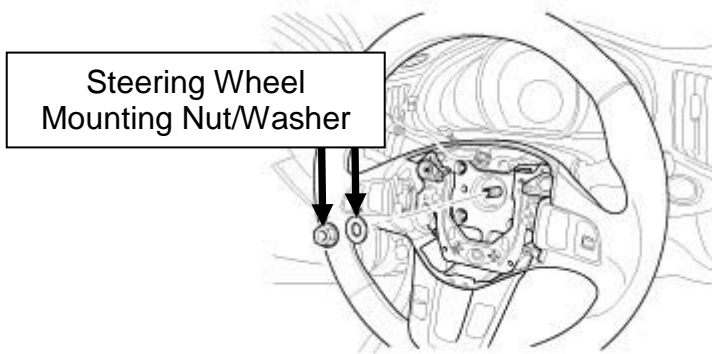


GROUP <b>Body</b>	MODEL 2012MY Soul (AM), Rio (UB), Sportage (SL), Sedona (VQ)
NUMBER <b>084</b>	DATE <b>November 2011</b>

## TECHNICAL SERVICE BULLETIN

**SUBJECT:** SERVICE ACTION: STEERING WHEEL NOISE AND VIBRATION REPAIR (SA117)

This bulletin provides information relating to a steering wheel noise and vibration repair on 305 vehicles (as identified in attached VIN list). Kia is requesting the completion of this Service Action on all affected vehicles prior to delivery. Before conducting this procedure consult the VIN list and confirm that VIN is on the list of units to be completed, or follow instructions in Notice below to check on WebDCS.



### \* NOTICE

A Service Action is a repair program without customer notification that is performed during the warranty period. Any dealer requesting to perform this repair outside the warranty period will require DPSM approval.

Repair status for a VIN is provided on WebDCS (Service> Warranty Coverage> Warranty Coverage Inquiry> Campaign Information). Not completed Recall / Service Action reports are available on WebDCS (Consumer Affairs> Not Completed Recall> Recall VIN> Select Report), which includes a list of affected vehicles.

This issue number is SA117.

File Under: <Body>

- Circulate To:  General Manager  Service Manager  Parts Manager  
 Service Advisor(s)  Technician(s)  Body Shop Manager  Fleet Repair

**Service Procedure:**

1. Disconnect negative battery cable terminal and wait for a minimum of 3 minutes before beginning work. On retailed units, record radio presets before starting procedure.



Example Only

**CAUTION**

**Always follow service procedure precautions as outlined on KGIS when working on airbag systems and related components.**

2. Remove the DAB Module by loosening two (2) Torx bolts using T-40 Torx bit and disconnecting two (2) air bag and horn (if equipped) connectors.



Example Only

3. After removal of the DAB Module, remove the Steering Wheel Mounting Nut using a 22mm socket. **Do not remove the steering wheel.**

Remove the Steering Wheel Mounting Nut and spring washer. **Discard only the spring washer.**



Example Only

Model	Torque Specs / lb-ft		
	Steering Wheel Locking Nut	DAB Module Mounting Bolts	Horn Plate
Rio	29~36 lb-ft	5.1~8.0 lb-ft	5.1~8.7 lb-ft
Sportage			13.0~14.5 lb-ft
Sedona			N/A
Soul			N/A

**SUBJECT: SERVICE ACTION: STEERING WHEEL NOISE AND VIBRATION REPAIR (SA117)**


4. Install new spring washer (supplied separately) and reinstall Steering Wheel Mounting Nut. Tighten to torque specs in the table on page 2.
5. For Sportage and Rio only, remove the horn pad mounting bolts.

For Soul, loosen the two 2 small Phillips screws holding the plastic retaining tubes/guides, and discard the two (2) bolts from the plastic retaining tubes.


For Sedona, horn plate removal is not necessary.

**\* NOTICE**

Please note the horn pad spring position/location, and make sure the horn pad springs are retained.



Rio Example Only



Soul Example Only

6. For Sedona, Sportage, and Rio models remove the two DAB mounting bolts from the plastic retainer tubes and discard them. **Do not re-use bolts.**

- 7. For Sedona, Rio, and Sportage, install two new DAB mounting bolts (supplied separately) into the plastic retaining tubes.

**\* NOTICE**  
**Bolt dimensions vary per model; make sure you install the correct bolts from the separately provided shipment.**



Example Only

For Soul, insert two (2) new DAB mounting bolts to the plate guide/tube as indicated in the photo on the right, and then install them to the horn plate secure with two (2) screws.



Soul (AM) example

- 8. For Sportage and Rio re-install the horn plate and tighten mounting bolts to torque specs in the table on page 2.
- 9 Re-connect both air bag and Horn (if equipped) wiring connectors. Re-install DAB Module and torque to specs per table on page 2.

Reconnect negative battery terminal.

- 10. Monitor Airbag Warning lamp for proper operation during / after bulb check period following “key on.”

Confirm horn operation.

On retailed units, re-enter radio presets as recorded in step 1.

**SUBJECT: SERVICE ACTION: STEERING WHEEL NOISE AND VIBRATION REPAIR (SA117)****Affected VINs:**

<b>Rio (UB)</b>	KNDJT2A61C7378866	KNDJT2A64C7378831	KNDJT2A67C7380976
KNADM5A30C6023966	KNDJT2A61C7378947	KNDJT2A64C7378893	KNDJT2A68C7378315
KNADM5A30C6024034	KNDJT2A61C7378950	KNDJT2A64C7378988	KNDJT2A68C7378332
KNADM5A33C6023962	KNDJT2A61C7379273	KNDJT2A64C7379204	KNDJT2A68C7378606
KNADM5A33C6024030	KNDJT2A61C7379449	KNDJT2A64C7379445	KNDJT2A68C7378699
KNADM5A34C6014591	KNDJT2A61C7379550	KNDJT2A64C7379557	KNDJT2A68C7378749
KNADM5A34C6023968	KNDJT2A61C7380147	KNDJT2A64C7380174	KNDJT2A68C7378752
KNADM5A36C6023986	KNDJT2A61C7380813	KNDJT2A64C7380921	KNDJT2A68C7378878
KNADM5A36C6024037	KNDJT2A61C7380925	KNDJT2A64C7381017	KNDJT2A68C7378914
KNADM5A37C6023947	KNDJT2A61C7380942	KNDJT2A64C7381132	KNDJT2A68C7379058
KNADM5A37C6023964	KNDJT2A61C7381007	KNDJT2A65C7378532	KNDJT2A68C7380050
KNADM5A38C6024038	KNDJT2A61C7381041	KNDJT2A65C7378837	KNDJT2A68C7380176
KNADM5A39C6023951	KNDJT2A61C7381105	KNDJT2A65C7378949	KNDJT2A68C7380288
KNADN5A30C6022216	KNDJT2A62C7378231	KNDJT2A65C7379079	KNDJT2A68C7380968
KNADN5A31C6022208	KNDJT2A62C7379055	KNDJT2A65C7379129	KNDJT2A68C7381022
KNADN5A31C6022211	KNDJT2A62C7379203	KNDJT2A65C7379132	KNDJT2A69C7378615
KNADN5A31C6022256	KNDJT2A62C7379282	KNDJT2A65C7379437	KNDJT2A69C7378694
KNADN5A32C6022217	KNDJT2A62C7379525	KNDJT2A65C7379440	KNDJT2A69C7378775
KNADN5A33C6022257	KNDJT2A62C7379556	KNDJT2A65C7379552	KNDJT2A69C7378839
KNADN5A34C6022199	KNDJT2A62C7380190	KNDJT2A65C7380894	KNDJT2A69C7378842
KNADN5A35C6022261	KNDJT2A62C7380853	KNDJT2A65C7380958	KNDJT2A69C7379196
KNADN5A37C6022214	KNDJT2A62C7380920	KNDJT2A65C7381057	KNDJT2A69C7380185
KNADN5A39C6022215	KNDJT2A62C7380934	KNDJT2A65C7381124	KNDJT2A69C7380932
KNADN5A3XC6022210	KNDJT2A62C7380951	KNDJT2A66C7378524	KNDJT2A69C7380946
KNADN5A3XC6022255	KNDJT2A62C7381016	KNDJT2A66C7378605	KNDJT2A69C7380980
<b>Soul (AM)</b>	KNDJT2A62C7381081	KNDJT2A66C7378698	KNDJT2A69C7381045
KNDJT2A52C7739643	KNDJT2A63C7378318	KNDJT2A66C7378751	KNDJT2A6XC7378526
KNDJT2A53C7739733	KNDJT2A63C7378660	KNDJT2A66C7378989	KNDJT2A6XC7378834
KNDJT2A54C7378304	KNDJT2A63C7378870	KNDJT2A66C7379642	KNDJT2A6XC7378896
KNDJT2A59C7739641	KNDJT2A63C7379050	KNDJT2A66C7380936	KNDJT2A6XC7379059
KNDJT2A60C7378695	KNDJT2A63C7379078	KNDJT2A66C7381021	KNDJT2A6XC7379434
KNDJT2A60C7378986	KNDJT2A63C7379453	KNDJT2A67C7378323	KNDJT2A6XC7379546
KNDJT2A60C7379197	KNDJT2A63C7379680	KNDJT2A67C7378337	KNDJT2A6XC7379563
KNDJT2A60C7379443	KNDJT2A63C7380179	KNDJT2A67C7378659	KNDJT2A6XC7380048
KNDJT2A60C7379524	KNDJT2A63C7380182	KNDJT2A67C7378886	KNDJT2A6XC7380065
KNDJT2A60C7380141	KNDJT2A63C7380926	KNDJT2A67C7379052	KNDJT2A6XC7380079
KNDJT2A60C7380186	KNDJT2A63C7380974	KNDJT2A67C7379178	KNDJT2A6XC7380261
KNDJT2A61C7378317	KNDJT2A63C7381039	KNDJT2A67C7379438	KNDJT2A6XC7380874
KNDJT2A61C7378527	KNDJT2A63C7381042	KNDJT2A67C7379441	KNDJT2A6XC7381006
KNDJT2A61C7378608	KNDJT2A63C7381123	KNDJT2A67C7379679	KNDJT2A6XC7381040
KNDJT2A61C7378611	KNDJT2A64C7378747	KNDJT2A67C7380136	KNDJT2A6XC7381054
KNDJT2A61C7378754	KNDJT2A64C7378750	KNDJT2A67C7380931	
KNDJT2A61C7378835	KNDJT2A64C7378781	KNDJT2A67C7380959	

<b>Sedona (VQ)</b>	KNDPBCA21C7232287	KNDPBCA28C7232156	KNDPCCA63C7229438
KNDMG4C70C6453520	KNDPBCA21C7232631	KNDPBCA28C7232223	KNDPCCA63C7231917
KNDMG4C73C6454113	KNDPBCA21C7233424	KNDPBCA28C7233436	KNDPCCA64C7230775
KNDMG4C74C6454959	KNDPBCA21C7233438	KNDPBCA28C7233467	KNDPCCA64C7231912
KNDMH4C71C6453488	KNDPBCA21C7235416	KNDPBCA28C7235025	KNDPCCA65C7227643
KNDMH4C72C6454908	KNDPBCA22C7230645	KNDPBCA29C7230710	KNDPCCA66C7227649
KNDMH4C73C6454027	KNDPBCA22C7230662	KNDPBCA29C7230741	KNDPCCA66C7229093
KNDMH4C75C6454028	KNDPBCA22C7230970	KNDPBCA29C7232263	KNDPCCA66C7230101
KNDMH4C75C6454899	KNDPBCA22C7231312	KNDPBCA29C7232277	KNDPCCA66C7232284
KNDMH4C76C6453485	KNDPBCA22C7231665	KNDPBCA29C7233431	KNDPCCA67C7231001
KNDMH4C77C6454029	KNDPBCA22C7232315	KNDPBCA29C7233526	
KNDMH4C77C6454645	KNDPBCA22C7233402	KNDPBCA29C7235213	
KNDMH4C78C6454895	KNDPBCA22C7233707	KNDPBCA2XC7230795	
KNDMH4C78C6454900	KNDPBCA23C7231495	KNDPBCA2XC7231624	
KNDMH4C7XC6454896	KNDPBCA23C7231643	KNDPBCA2XC7231672	
<b>Sportage (SL)</b>	KNDPBCA23C7232274	KNDPBCA2XC7232319	
KNDPB3A21C7227834	KNDPBCA23C7233408	KNDPBCA2XC7232384	
KNDPB3A23C7228287	KNDPBCA24C7231201	KNDPBCA2XC7232885	
KNDPB3A23C7230654	KNDPBCA24C7233823	KNDPBCA2XC7235205	
KNDPB3A24C7228122	KNDPBCA25C7230607	KNDPCCA20C7229233	
KNDPB3A24C7228136	KNDPBCA25C7230641	KNDPCCA21C7229077	
KNDPB3A25C7227688	KNDPBCA25C7230848	KNDPCCA21C7229547	
KNDPB3A25C7229487	KNDPBCA25C7231305	KNDPCCA22C7227774	
KNDPB3A25C7230588	KNDPBCA25C7231353	KNDPCCA22C7227922	
KNDPB3A25C7235175	KNDPBCA25C7231546	KNDPCCA23C7226861	
KNDPB3A25C7235242	KNDPBCA25C7233359	KNDPCCA25C7227364	
KNDPB3A27C7227871	KNDPBCA25C7234818	KNDPCCA26C7227129	
KNDPB3A28C7235140	KNDPBCA26C7230602	KNDPCCA26C7229236	
KNDPB3A29C7235065	KNDPBCA26C7230843	KNDPCCA26C7229544	
KNDPB3A2XC7227864	KNDPBCA26C7230924	KNDPCCA27C7228547	
KNDPB3A2XC7235141	KNDPBCA26C7231166	KNDPCCA27C7228550	
KNDPBCA20C7227890	KNDPBCA26C7231250	KNDPCCA27C7229231	
KNDPBCA20C7230644	KNDPBCA26C7231460	KNDPCCA27C7229620	
KNDPBCA20C7230837	KNDPBCA26C7231538	KNDPCCA28C7228816	
KNDPBCA20C7231258	KNDPBCA26C7231555	KNDPCCA28C7229190	
KNDPBCA20C7231308	KNDPBCA26C7231703	KNDPCCA28C7229609	
KNDPBCA20C7232216	KNDPBCA26C7232110	KNDPCCA29C7228291	
KNDPBCA20C7233530	KNDPBCA27C7230611	KNDPCCA29C7229540	
KNDPBCA20C7233852	KNDPBCA27C7230656	KNDPCCA60C7229655	
KNDPBCA21C7230832	KNDPBCA27C7232150	KNDPCCA60C7230790	
KNDPBCA21C7231589	KNDPBCA27C7232259	KNDPCCA60C7231793	
KNDPBCA21C7232208	KNDPBCA28C7230665	KNDPCCA61C7230233	
KNDPBCA21C7232256	KNDPBCA28C7230827	KNDPCCA62C7231598	

**SUBJECT: SERVICE ACTION: STEERING WHEEL NOISE AND VIBRATION REPAIR (SA117)**

## AFFECTED VEHICLE PRODUCTION RANGE:

Model	Production Date Range
Soul (AM)	Refer To VIN List
Sportage (SL)	
Sedona (VQ)	
Rio (UB)	

## REQUIRED PART:

Parts were supplied separately to those dealers with affected vehicle inventory; open a TechLine case via the web to request additional replacement parts if needed.

## WARRANTY CLAIM INFORMATION:

Claim Type	Causal P/N	Qty.	N Code	C Code	Repair Description	Labor Op Code	Op Time	Replacement P/N	Qty.
V	2012M SA117	0	N29	C20	(SA117) Soul (AM) Steering Wheel Noise and Vibration Repair	SA1170R0	0.3 M/H	N/A	0
					(SA117) Rio (UB) Steering Wheel Noise and Vibration Repair	SA1170R1	0.3 M/H		
					(SA117) Sportage (SL) Steering Wheel Noise and Vibration Repair	SA1170R2	0.3 M/H		
					(SA117) Sedona (VQ) Steering Wheel Noise and Vibration Repair	SA1170R3	0.3 M/H		

**\* NOTICE**

VIN inquiry data for this repair is provided for tracking purposes only. Kia retailers should reference SA117 when accessing the WebDCS system.