

DISCOVERY 3



GO BEYOND



“No wonder it’s the most awarded 4WD in the world.” Distinctive, innovative and versatile design. Outstanding breadth of capability. Instantly recognisable as a Land Rover. Packed with the latest, smart enabling technology, Discovery 3 is built to take the stress out of everyday life and get things done. Inside there are seven full-size adult seats, all arranged stadium-style to give passengers a panoramic view of the road ahead. Outside the design is bold, geometric. Very clean. Very modern. Multi-talented, Discovery 3 is the state-of-the-art, all-purpose Land Rover.





Dynamic performance on-road. Discovery 3 features advanced technology that helps keep the driver connected with the road and provides an enhanced, more engaged and entertaining drive. It makes getting behind the wheel and heading for the open road pure pleasure. Four-corner electronic air suspension with Terrain Response™ is standard on SE and HSE models and maintains a smooth, constant ride regardless of the distribution of passengers and size of load. The result is class-leading, car-like handling on road that does not compromise extreme axle articulation and, consequently, the ability of the vehicle off-road.





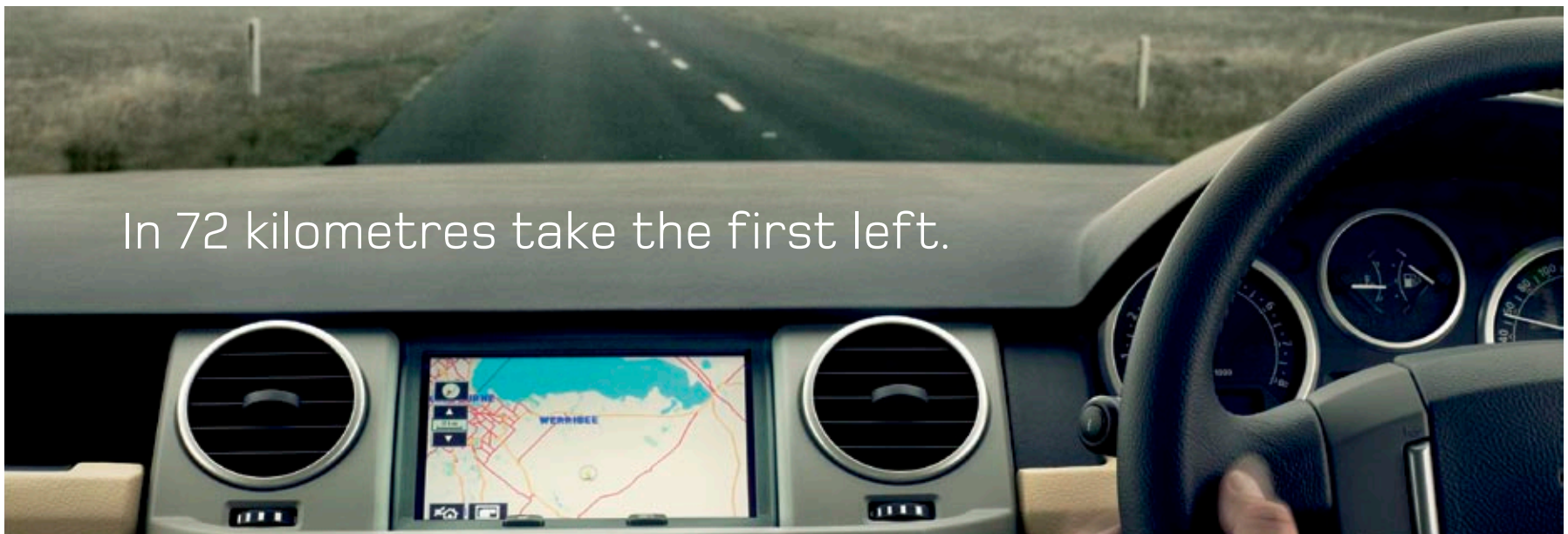
First class space. Just sit back and enjoy the view. Stadium-style seating and generous glass areas provide passengers with a panoramic view of the surroundings. What's more, the third row of seats means seven adults can travel in complete comfort. And with front and rear air conditioning providing airflow to even the rearmost places, all occupants stay fresh and relaxed in their own personal space. Soft, tactile rucked-style premium leather from the finest northern European hides and straight grain walnut and grand black lacquer veneer finishes enhance the feeling of all-round well-being.





In 200 metres take the second right.

The safe route through the most hostile places. Discovery 3 offers premium, state-of-the-art satellite navigation, with data for the entire continent on a single disc. So you won't have to stop to look at a map whether you are hundreds of miles from the nearest town or in the thick of a city centre rush hour. Using a high-resolution, 7-inch LCD wide-screen display with touch-screen functionality, the Premium Navigation System includes off-road navigation, with contour lines and a way marking facility to enable your route to be retraced. In less isolated environments points of interest, leisure facilities, restaurants and hotels or petrol stations can also be easily accessed along the way.



In 72 kilometres take the first left.




Whatever the surface Discovery 3 will take it on with confidence and safety. The Terrain Response™

dial, standard on models with air suspension, gives access to almost six decades of Land Rover 4WD expertise, and state-of-the-art dynamic technology. Cruising on tarmac, driving over grass, gravel or snow, taking on mud and ruts, crossing sand and crawling over rocks, Terrain Response™ is your own off-road driving expert. Simply turn the dial and Discovery 3's engine, transmission, suspension and traction settings reconfigure for optimum driveability in all conditions.




Key to Discovery 3's strength, safety and outstanding on road and off-road dynamics is the Integrated Body-frame™. A Land Rover patented technology, it delivers more than the comfort, refinement and on road attributes of a monocoque design. It sets new standards for off-road performance too. Other all-round safety features include Anti-lock Braking System (ABS), Electronic Brake Assist (EBA) which supplies extra brake pressure in an emergency and Electronic Traction Control (ETC) which helps maintain optimum grip. Dynamic Stability Control (DSC) and Active Roll Mitigation (ARM) work with the braking system, are designed to correct cornering over or understeer, and help maintain stability at all times. Up to eight airbags are fitted: the front seats have both front and side airbags with each seat row having its own curtain airbags. For a better view ahead on bends and a more effortless night-time drive, Discovery 3's optional Adaptive Front Lighting varies the headlamp light cast ensuring the beams follow the curve of the road.

FEATURES



Discovery 3 is packed with the latest, easy-to-use technology. You can choose from the following options:

the state-of-the-art 14 speaker harman/kardon® LOGIC7 seven-channel digital surround sound system adds premium 'theatre-style' audio quality to driving enjoyment. The off-road navigation system allows you to find the way when the road runs out, and an off-road driver interface gives information on wheel articulation, traction control and steering angle. Adaptive front lighting is also available for enhanced, more relaxed night-time driving, and digital and analogue TV becomes an option when the premium Navigation System package is specified. This superb technology receives both digital and analogue signals, providing an exceptional, clear image. Bluetooth® is available for hands-free communications on the move. All of this can be enjoyed with a chilled drink or snack from the fridge in the lower centre console.



INTERIOR FEATURES

	TDV6 S	V6 SE	TDV6 SE	TDV6 HSE	V8 HSE
5 seats with 65:35 split folding second row	■	–	–	–	–
7 Seat Pack - Row three seats and head airbags, row three / load space accessory socket, row three map lamps, row two 35:30:35 seat - requires electronic air suspension	–	■	■	■	■
Leather interior - with manual seat adjustment	■	■	■	–	–
Leather interior - with electric seat adjustment and memory for drivers seat	–	–	–	■	■
Premium leather	–	–	–	□	□
Driver's power lumbar	–	–	–	■	■
Load space cover - parcel shelf	■	■	■	■	■
Cruise control with leather steering wheel	■	■	■	■	■
Automatic climate control	■	■	■	■	■
Rear air conditioning	–	□	□	■	■
Sunroof plus Alpine roof - requires rear air conditioning	–	□	□	□	□
Lower centre console cooler box	–	□	□	■	■
Wood foil centre H stack and end caps	–	–	–	■	■

EXTERIOR FEATURES

Exterior mirrors - power adjustable and heated	■	■	■	■	■
Halogen headlamps	■	–	–	–	–
Bi-Xenon headlamps	–	■	■	■	■
Bright Pack - Front fog lamps, automatic headlamps, headlamp power wash, rain sensor, electro-chromic interior mirror, puddle and footwell lamps	–	■	■	■	■
Adaptive front headlights with cornering lamps	–	□	□	□	□
Park Distance Control - Rear	–	■	■	■	■
Park Distance Control - Front	–	□	□	□	□
Roof rails (also available as a retailer fit accessory for all models)	–	□	□	□	□
Tow Pack - Quick release tow bar and wiring sockets	■	■	■	■	■

IN CAR ENTERTAINMENT

6 speaker audio system with AM/FM radio and single CD	■	■	■	–	–
HI ICE Pack - Eight speakers, passive subwoofer, harman/kardon ® branding, audio amplifier, side screen antenna amplifier scanning diversity, in-dash six CD changer, steering wheel mounted audio controls	–	□	□	■	■
Premium ICE Pack - harman/kardon ® LOGIC7, 13 speakers, active subwoofer, DSP amplifier, rear seat headphone modules	–	–	–	□	□
Navigation System - requires HI ICE pack or Premium ICE pack	–	□	□	□	□
Premium Navigation System - requires HI ICE pack or Premium ICE pack	–	□	□	□	□
Personal Telephone Integration System - requires HI ICE pack or Premium ICE pack	–	□	□	□	□
Digital and analogue TV - requires Premium Navigation System	–	□	□	□	□



ON THE OUTSIDE



ARCTIC FROST - METALLIC



ATACAMA SAND - METALLIC




BUCKINGHAM BLUE - METALLIC



CAIRNS BLUE - METALLIC



CHAWTON WHITE - SOLID



JAVA BLACK - METALLIC




LUGANO TEAL - METALLIC



RIMINI RED - METALLIC



STORNOWAY GREY - METALLIC



TONGA GREEN - METALLIC



ZERMATT SILVER - METALLIC

TO VIEW YOUR DISCOVERY 3 IN A
CHOICE OF EXTERIOR COLOURS
AND INTERIOR FINISHES GO TO
WWW.LANDROVER.COM.AU








Eleven eye-catching exterior colours. Choose from finishes featuring sparkling metallics, or white.

To help your exterior colour choice co-ordinate with Discovery 3's interior trims, we recommend a number of combinations.


ON THE INSIDE

Three interior trims each bring their own special personality. They are Alpaca, Ebony and Tundra which combine with

an Ebony colourway and the standard Brunel Metallic Finish to provide an effective contrast. The prestige feeling of leather is further enhanced on HSE with two new, real wood veneer finishes, Grand Black Lacquer and Straight Grained Walnut, on the fascia end caps and centre console uprights.

INTERIOR TRIM				
EXTERIOR COLOUR	ALPACA	EBONY	TUNDRA	
 Arctic Frost	R	R	-	
 Atacama Sand	R	R	■	
 Buckingham Blue	R	R	□	
 Cairns Blue	R	□	-	
 Chawton White	□	R	R	
 Java Black	■	R	□	
 Lugano Teal	R	R	-	
 Rimini Red	■	■	□	
 Stornoway Grey	■	■	R	
 Tonga Green	■	□	■	
 Zermatt Silver	R	■	R	

■ Designer's choice R Recommended □ Combination is available - Combination is not available



TO VIEW YOUR DISCOVERY 3 IN A CHOICE OF EXTERIOR COLOURS AND INTERIOR FINISHES GO TO WWW.LANDROVER.COM.AU

WHEELS

A set of gleaming alloy wheels. Nothing highlights the character of a vehicle quite as effectively.

An individual design is featured for each Discovery 3 model derivative, with an optional second style choice also available for those who like to add a touch of personalisation.



17 inch 5-split spoke Alloy Wheels
Tyre Specification:
235/70 AT/H Rated



18 inch 5-spoke Alloy Wheels
Tyre Specification:
255/60 AT/H Rated



18 inch 10-spoke Alloy Wheels
Tyre Specification:
255/60 AT/H Rated



19 inch 6-spoke Alloy Wheels
Tyre Specification:
255/55 AT/H Rated



WHEELS AND TYRES

	TDV6 S	V6 SE	TDV6 SE	TDV6 HSE	V8 HSE
17 inch 5-split spoke Alloy Wheels - 235/70 AT/H Rated tyres	■	-	-	-	-
18 inch 5-spoke Alloy Wheels - 255/60 AT/H Rated tyres	-	■	■	-	-
18 inch 10-spoke Alloy Wheels - 255/60 AT/H Rated tyres	-	-	-	■	-
19 inch 6-spoke Alloy Wheels - 255/55 AT/H Rated tyres	□	□	□	□	■
Full size Alloy Wheel Spare	■	■	■	■	■

■ Standard □ Option - Not available

ENGINES

Three engine choices are available on Discovery 3:

- a powerful 4.4 litre petrol V8, a high-technology TDV6 turbo diesel, which meets the latest EU4 emissions standards and a second petrol unit, a smooth and durable 4.0 litre V6.

Discovery 3's V8 engine delivers an impressive 220kW from its lightweight design, with an impressive maximum torque of 425Nm at 4,000rpm. The engine is also renowned for its thermal efficiency. This improves economy, helps with warm-up times and driving behaviour.

The TDV6 uses the latest common rail technology to benefit performance, economy, refinement and emissions. Maximum power is 140kW at 4,000rpm and maximum torque is an enormous 440Nm developed at only 1,900rpm.

The 4.0 litre V6 petrol engine offers exceptional performance. Maximum power is 160kW. Maximum torque is a substantial 360Nm developed at only 3,000rpm for excellent low down pulling power.

ENGINE DATA

TDV6

High pressure common rail injection diesel with a compacted graphite iron engine block and electronically controlled variable nozzle turbo, benefiting performance, economy and emissions.

V6 Petrol

Large capacity V6 with aluminium alloy heads and counter balanced crankshaft. Die cast aluminium variable track inlet manifold and electronically controlled throttle, ensuring efficient and controlled power delivery.

V8 Petrol

Quad cam, 32 valve V8 with lightweight aluminium alloy block and head. Electronic throttle and variable camshaft phasing continuously adapt valve timing to driving demands.

ENGINE	TDV6	V6 Petrol	V8 Petrol
Location	Front North-South	Front North-South	Front North-South
Capacity	2,720	4,009	4,394
No. of cylinders	6	6	8
Cylinder layout	V - Longitudinal	V - Longitudinal	V - Longitudinal
Bore (mm)	81	100.4	88
Stroke (mm)	88	84.4	90.3
Compression ratio	17.3:1	9.75:1	10.5:1
Cylinder head material	Pressure die cast aluminium alloy	Light weight aluminium alloy	Light weight aluminium alloy
Cylinder block material	Compacted graphite iron	Cast iron	Light weight aluminium alloy
Valves per cylinder	4	2	4
Maximum power	140kW/4,000rpm	160kW/4,500rpm	220kW/5,500rpm
Maximum torque	440Nm/1,900rpm	360Nm/3,000rpm	425Nm/4,000rpm

TECHNICAL

ENGINE, TRANSMISSION AND SUSPENSION

	TDV6 S	V6 SE	TDV6 SE	TDV6 HSE	V8 HSE
Six-speed manual gearbox	□	–	–	–	–
Six-speed adaptive automatic gearbox	■	■	■	■	■
Four-corner air suspension with Terrain Response™ (inc. trip computer)	□	■	■	■	■
Four-corner coil suspension	■	–	–	–	–
Active rear locking differential	□	□	□	□	□

■ Standard □ Option – Not available

TRANSMISSION

	TDV6 Manual	TDV6 Auto	V6 Petrol Auto	V8 Petrol Auto
Transmission type	ZF S6-53	ZF HP26	ZF HP26	ZF HP26
Gear Ratios				
6th	0.835	0.691	0.691	0.691
5th	1.0	0.867	0.867	0.867
4th	1.26	1.143	1.143	1.143
3rd	1.783	1.521	1.521	1.521
2nd	2.804	2.34	2.34	2.34
1st	5.08	4.171	4.171	4.171
Reverse	4.725	3.403	3.403	3.403
Final drive ratio	3.07	3.54	3.73	3.73
Intermediate Reduction Drive (I.R.D) ratio				
Transfer box ratio High	1.1	1.1	1.1	1.1
Transfer box ratio Low	2.93:1	2.93:1	2.93:1	2.93:1
Shift-on-the-move km/h				
High to low	20	40	40	40
Low to high	60	60	60	60

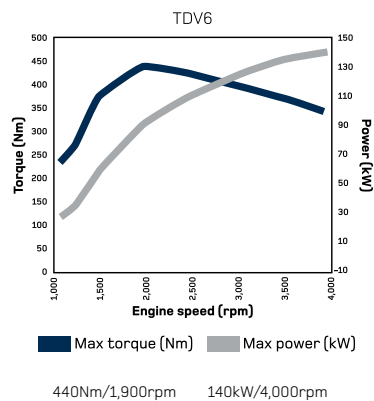
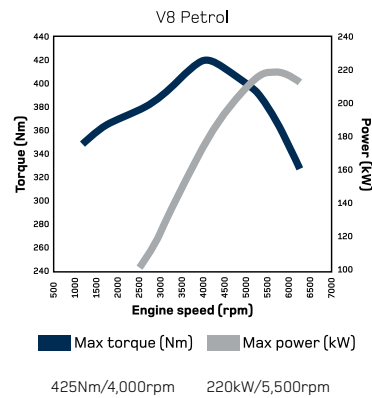
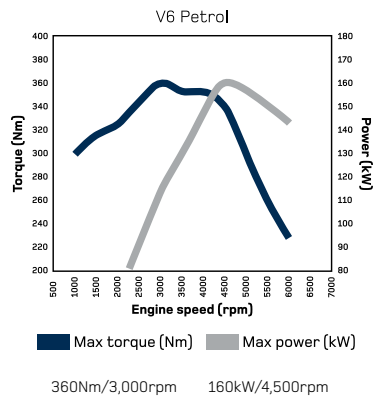
MAX SPEED IN GEARS

(High Range) km/h - Autos in 'D', with no CommandShift™ or Sport selected				
	TDV6 Manual	TDV6 Auto	V6 Petrol Auto	V8 Petrol Auto
1st	42.71	36.99	41.82	46.22
2nd	77.46	67.19	75.85	83.83
3rd	121.64	105.5	109.81	131.78
4th	172.15	149.21	143.59	186.52
5th	180	180	180	195
6th	180	180	180	195
(Low Range) - Autos in 'D', with no CommandShift™ or Sport selected				
1st	14.58	12.63	13.15	15.78
2nd	26.42	22.92	23.83	28.6
3rd	41.55	35.98	37.45	44.94
4th	58.78	50.91	53.03	63.64
5th	74.02	64.17	66.84	80.2
6th	88.52	93	96.8	110.63
Cd (drag co-efficient)	0.41 (0.40 on 235/70R17)			

BRAKES

Description	TDV6	V6 Petrol	V8 Petrol
Front size mm	317	317	337
Type	Ventilated disc	Ventilated disc	Ventilated disc
Rear size mm	325	325	350
Type	Ventilated disc	Ventilated disc	Ventilated disc
Parking	Duo Servo	Duo Servo	Duo Servo

Discovery 3 petrol engine derivatives are exclusively fitted with the advanced, six-speed ZF automatic transmission. For the TDV6 models, there is a choice between either the six-speed automatic or a six-speed manual transmission. The ZF 6HP26 transmission is one of the most advanced



SAFETY & SECURITY

	TDV6 S	V6 SE	TDV6 SE	TDV6 HSE	V8 HSE
Active Roll Mitigation (ARM)	■	■	■	■	■
Airbags, row one driver and passenger front	■	■	■	■	■
Airbags, row one driver and passenger side	■	■	■	■	■
Airbags, side and head curtain (1st, 2nd & 3rd row*)	■	■	■	■	■
Central high mounted stop lamp	■	■	■	■	■
Dynamic Stability Control (DSC)	■	■	■	■	■
Electric Park Brake (EPB)	■	■	■	■	■
Electronic Brake Assist (EBA)	■	■	■	■	■
Four channel all terrain ABS (Anti-lock Braking System) with all round ventilated disc brakes	■	■	■	■	■

■ Standard □ Option – Not available

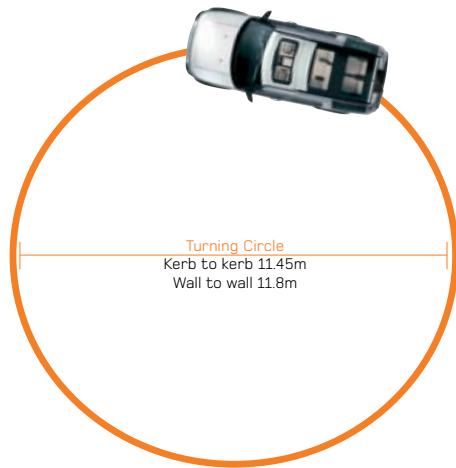
*3rd row only with 7 seats fitted

STEERING

	Description	TDV6	V8 Petrol
Type		Assisted rack and pinion	Assisted rack and pinion
Steering wheel: height adjustment standard	Turns lock to lock	3.32	3.32
Turning circle	Kerb to kerb	11.45m	11.45m
	Wall to wall	11.8m	11.8m

automatic transmissions in the world. As well as offering normal automatic operation, the gearbox offers a 'sport' mode that alters the timing of gearshifts and throttle response. It also features CommandShift™ giving the driver full manual control of gear changes.

DIMENSIONS & CAPABILITY



Obstacle Clearance
Ground clearance up to 310mm (air suspension)
Standard ride height 185mm



Wading Depth
Maximum wading depth 700mm (air suspension only)
Normal wading depth 600mm



Off-road Geometry

	A	B	C
	Approach Angle	Ramp Break Over Angle	Departure Angle
Four-coil suspension	32.2°	22.8°	26.7°
Off-road ride height (air suspension)	37.2°	27.9°	29.6°



Maximum load space



Maximum load space behind row 2

Interior
Head room
1st row 1,020mm (1,027mm with Alpine roof)
2nd row 1,043mm (1,073mm with Alpine roof)
3rd row 983mm (1,018mm with Alpine roof)

Leg room
1st row 1,078mm
2nd row 955mm
3rd row 923mm

Shoulder room
1st row 1,503mm
2nd row 1,508mm
3rd row 1,087mm

Luggage Capacity
Load space length behind:
1st row 1,950mm 7 seat (1,831mm 5 seat)
2nd row 1,124mm 7 seat (1,108mm 5 seat)
3rd row 338mm 7 seat

Width
1,235mm (1,146mm between wheel arches)

Height
1,027mm (1,058mm with Alpine roof)

Load space volume behind:
1st 2,558 litres 7 seat (2,476 litres 5 seat)
2nd 1,192 litres 7 seat (1,260 litres 5 seat)
3rd 280 litres 7 seat

WEIGHTS & PERFORMANCE

WEIGHTS (kg)

	V6 Petrol	TDV6 Manual	TDV6 Auto	V8 Petrol
Total (EEC kerb*)	2,486 min 2,700 max	2,494 min 2,708 max	2,504 min 2,718 max	2,536 min 2,704 max
Gross vehicle weight	3,180 min 3,230 max	3,180 min 3,230 max	3,180 min 3,230 max	3,180 min 3,230 max
Distribution of EEC kerb weight:				
Max front axle	1,284	1,296	1,302	1,280
Max rear axle	1,416	1,412	1,416	1,424
Towing				
Max towing (towing pack optional)	3,500	3,500	3,500	3,500
Unbraked trailer	750	750	750	750
Max. mass of vehicle and trailer combination (GTW)	6,730	6,730	6,730	6,730

*EEC kerb includes fluids, tools, spare and 75kg driver

PERFORMANCE AND FUEL ECONOMY

	V6 Petrol	TDV6 Manual	TDV6 Auto	V8 Petrol
Maximum speed km/h	180	180	180	193
Acceleration - secs 0-100km/h	11.6	11.7	11.7	9.1
Fuel economy				
Urban L/100km	21	11.1	13.1	20.9
Extra urban L/100km	11.9	8.1	8.5	12.1
Combined L/100km	15.2	9.2	10.2	15.0
Combined CO ₂ emissions (g/km)	359	244	270	354
Useable capacity fuel tank (Litres)	86.3	82.3	82.3	86.3
Drive by noise/dB	72.2	73.8	70.8	72.7

Fuel consumption figures: The results given here do not express or imply any guarantee of the fuel consumption of any particular vehicle with which this information may be supplied. Vehicles are not individually tested and there are inevitable differences between individual vehicles of the same model. The vehicle may also incorporate particular modifications. Furthermore, the driver's style and road traffic conditions, as well as the extent to which the vehicle has been driven and the standard of maintenance, will affect its fuel consumption.

Width 2,009mm mirrors folded
2,190mm mirrors out



Rear wheel track 1,612.5mm



Wheelbase 2,885mm



Front wheel track 1,605mm



Length 4,835mm

Minimum height

Roof options	Coil suspension	Air suspension
Fixed roof	1,887mm	1,837mm
Alpine roof	1,882mm	1,832mm
Roof rails	1,891mm	1,841mm
Integrated phone antenna	1,940mm	1,890mm

WARRANTY, ROADSIDE ASSISTANCE, CUSTOMER CARE AND FINANCIAL SERVICES

Warranty. A comprehensive manufacturer's warranty is a feature of every Land Rover vehicle and extends to any genuine Land Rover accessories fitted by a Land Rover Retailer. The warranty period for the vehicle is three years/100,000 kilometres. In addition, the paint surface is also covered for three years/100,000 kilometres and the body work covered for corrosion for six years.

Land Rover Roadside Assistance. All Land Rover vehicles purchased in Australia benefit from complimentary Land Rover Roadside Assistance service for the length of the new car warranty. This covers you Australia-wide 24 hours per day every day. And because it is Land Rover Assistance, help will also be provided if you become bogged or disabled on roads that only four-wheel drives can travel.

Customer Care. Land Rover Australia has a dedicated Customer Care Centre to assist owners who may have a general query. Owners seeking this level of assistance are invited to phone our Customer Care Centre on the toll-free number 1800-625-642. Land Rover ownership includes a package of benefits designed to provide high standards of after sales care and support.

Land Rover Financial Services. Just as Land Rover lets you tailor a vehicle to your specific requirements, we offer you the same service when it comes to finance. You can arrange to purchase and finance your Land Rover from the people who know it best – your Land Rover Retailer. Your Land Rover Business Manager can explain the full range of finance options available from Land Rover Financial Services and provide expert advice to help tailor a finance package to best suit your needs. To discover more about Land Rover Financial Services visit your nearest Land Rover Retailer or visit www.landroverfinancialservices.com.au or the link at www.landrover.com.au

www.landrover.com.au



GO BEYOND

Important notice: This brochure, produced by Land Rover Australia, offers a general guide to Discovery 3 product specifications. All details are believed to be correct as of July 2007. However, we are constantly striving for improvement and therefore reserve the right to alter specifications without notice. Accordingly this brochure should not be regarded as an infallible guide to the correct specifications, nor does it constitute an offer or sale of any particular vehicle. Distributors and retailers are not agents of Land Rover Australia and have no authority to bind Land Rover Australia to any expressed or implied undertaking or representation. Please drive responsibly off-road.

Premier Automotive Group Australia Pty Ltd
Trading as Land Rover Australia
ABN 86 004 352 238
65 Epping Road, North Ryde NSW 2113
Locked Bag 2214, North Ryde NSW 1670
Telephone: 1800 809 308 www.landrover.com.au
©Premier Automotive Group Australia Pty Ltd 2006
Publication Number L5540 08MY Brochure 28pp 07/07