

DISCOVERY XXV SPECIAL EDITION



ABOVE AND BEYOND





Chile 1989



Like father, like son. When Discovery first took to the tracks, hills and fords of the world some twenty-five years ago, it defined capability and versatility. Now, the XXV Special Edition goes even further. Superb levels of finish, choice of premium interiors, clever technologies and an unwavering eye for detail have helped shape the most refined and beautifully realised Discovery ever.





The XXV Special Edition's intelligent use of readily adaptable space and seating puts you in complete control. So where do you want to go? And what do you want to take with you?





From the Andes to Zagreb, the XXV Special Edition tackles almost all terrains with unwavering ability and composure. Whether you're crossing an expanse of water or cruising down a highway, you'll do so in utmost comfort.

CHOOSE YOUR COLOUR

Body Colour

Fuji White
(Solid)



Indus Silver
(Metallic)



Causeway Grey
(Premium Metallic)



Santorini Black
(Metallic)



EXTERIOR KEY FEATURES



Certain features set the XXV Special Edition Discovery apart. Clever touches accentuate the refined look of the vehicle. Extended silver roof rails, 20 inch forged alloy wheels and a new grille are featured. So too are Narvik Black mirror caps, fender vents with Dark Altas mesh and body coloured door handles.

EXTERIOR KEY FEATURES



The standard Discovery grille has been restyled to create an even more contemporary look with a Narvik Black surround, Atlas frame and Dark Atlas mesh.



At the rear of the vehicle, a stainless steel tread plate is both functional and stylish. Whilst on the tailgate, the XXV ingot adds another unique touch.

LAND ROVER XXV WHEEL






The Special Edition has been designed with 20 inch five split-spoke forged alloy wheels with a light silver polished finish for added style.

EXTERIOR STANDARD FEATURES

- Body-coloured front bumper
- White Silver tow eye cover
- Titan bonnet script
- Titan tailgate script
- Unique XXV badge with black enamel background and chrome text graphic
- Bright finish tread plate
- Bright finish extended roof rails
- Narvik Black mirror caps
- Grille mesh in Dark Atlas with Bright Atlas frame and Narvik Black grille surround
- Fender vent mesh in Dark Atlas with Bright Atlas frame
- Heated rear window
- Heated powerfold exterior mirrors
- Metallic paint
- Premium Metallic Paint (No Cost Option)
- Trailer Stability Assist (TSA)
- Keyless Entry
- Automatic headlamps with High Beam Assist (AHBA)
- Adaptive Xenon headlamps with LED signature daytime running lights (DRL) – includes headlamp powerwash
- Tow equipment
- 20" 5 split spoke alloy wheels with silver polished finish
- Full size spare wheel

CHOOSE YOUR INTERIOR – LEATHERS AND VENEER





In the XXV Special Edition's interior one thing is immediately apparent: the specification has never been more luxurious. The Windsor Leather covered fascia top and leather wrapped door casings and armrests bear testimony to the craftsman's skill.

CHOOSE YOUR INTERIOR – COLOURWAYS



Dual-tone leather seats – a first for Discovery – featuring unique embossing on the headrests, add greatly to the sense of sophistication. Three colourways, all of which feature contrast double stitching, are available so you can add another expression of your individuality.



Interior shown: Windsor Leather interior in Ebony/Cirrus, with Ebony/Cirrus seats with Cirrus contrast stitching and Grand Black Lacquer veneer.

CHOOSE YOUR INTERIOR – COLOURWAYS



Interior shown: Windsor Leather interior in Ebony/Ebony, with Ebony seats with Cirrus contrast stitching and Grand Black Lacquer veneer.



Interior shown: Windsor Leather interior in Cirrus, with Cirrus seats with Ebony contrast stitching and Grand Black Lacquer veneer.

INTERIOR KEY FEATURES





A wood and leather steering wheel with silver paddle controls, Grand Black inserts and a Grand Black Lacquer veneer is standard on XXV.

INTERIOR KEY FEATURES





To add a further touch of exclusivity and individuality to the cockpit, the brightly finished Drive Select rotary gear shifter is set in a Gloss Black surround – which is unique to this vehicle – and features the XXV logo. Such attention to detail is everywhere you look and in everything you touch.

INTERIOR STANDARD FEATURES

- Dual Tone Windsor Leather seats with XXV embossed headrests
- Seven-seats
- 35:30:35 folding row two seats
- Electric seats with memory
- Grand Black Lacquer wood and leather steering wheel with Grand Black Lacquer Finisher and Cirrus contrast stitch
- Grand Black Lacquer door finisher
- Gloss Black centre console finisher with XXV logo
- Bright finish gearshift paddles
- Bright finish Drive Select rotary shifter
- Premium carpet mat set with XXV logo and Cirrus contrast stitch
- Push button Start/Stop
- Automatic Climate Control
- Rear Climate Control
- Cruise control
- Front Parking Aid with front visual display
- Rear Park Distance sensors with visual display
- Rear View Camera
- Interior mood lighting
- Loadspace cover
- Remote audio controls (steering wheel mounted)
- Hard disk navigation system
- Bluetooth® phone connection
- Meridian™ Audio System (380W) with 11 speakers
- Bright Pack – consists of door puddle lamps, front footwell lamps, front fog lamps, automatic headlamps, headlamp powerwash, auto dimming interior mirror and rain sensing windscreen wipers
- Extended Leather Pack – consists of Windsor Leather door armrests, Windsor Leather door grab handles, Windsor Leather door top rolls and Windsor Leather facia topper pad
- Seven-Seat Convenience Pack – consists of seven-seats, driver and passenger sunvisor with illuminated vanity mirror and rear luggage net



CHOOSE YOUR ENGINE

The range of engines feature enhanced powertrains and improvements including Intelligent Stop/Start technology, reduced CO₂ emissions and greater fuel economy.

3.0L SDV6 DIESEL AUTOMATIC		
Driveline		Four Wheel Drive (4WD)
Power (kW)		183
Torque (Nm)		600
Maximum torque (rpm)		2,000
Capacity (cc)		2,993
No. of cylinders		6
Cylinder layout		Longitudinal V6
FUEL ECONOMY		
Urban	l/100km	9.8
Extra Urban	l/100km	8.1
Combined	l/100km	8.8
CO ₂ Urban emissions	g/km	260
CO ₂ Extra Urban emissions	g/km	213
CO ₂ Combined emissions	g/km	230

Fuel consumption figures: The results given here do not express or imply any guarantee of the fuel consumption of any particular vehicle with which this information may be supplied. Vehicles are not individually tested and there are inevitable differences between individual vehicles of the same model. The vehicle may also incorporate particular modifications. Furthermore, the driver's style and road traffic conditions, as well as the extent to which the vehicle has been driven and the standard of maintenance, will affect its fuel consumption. Low fuel warning at 9 litres approximately. Weights reflect vehicles to standard specifications. Optional extras increase weight.

TECHNICAL SPECIFICATION

SDV6 3.0 AUTO	
ENGINE DATA	
Capacity (cc)	2,993
No. of cylinders	6
Cylinder layout	Longitudinal V6
Valves per cylinder	4
Bore (mm)	84
Stroke (mm)	90
Compression ratio (:1)	16
Maximum power kW / rpm	188 / 4,000
Maximum torque Nm / rpm	600 / 2,000
BRAKES	
Front type	Ventilated disc
Front diameter (mm)	360
Rear type	Ventilated disc
Rear diameter (mm)	350
Park brake	Electric Park Brake (EPB) integrated into brake caliper
WEIGHTS (kg)	
Weight from	2,558
Gross vehicle weight	3,240
Maximum mass on each axle (front)	1,450
Maximum mass on each axle (rear)	1,855
TOWING (kg)	
Unbraked trailer	750
Maximum towing	3,500
Maximum coupling point / nose weight	350
Maximum vehicle and trailer combination / Gross Train Weight	6,740
ROOF CARRYING (kg)	
Maximum roof load (including Roof Rails)	75
PERFORMANCE	
Maximum speed kph	180
Acceleration (secs) 0-100kph	9.3
Fuel tank capacity – usable (litres)	82.3

DIMENSIONS AND CAPABILITIES



Wheelbase 2,885mm



Front wheel track 1,605mm



Overall length 4,829mm




Rear wheel track 1,612.5mm

Turning Circle

Kerb-to-kerb 11.45m
Turns lock-to-lock 3.32

XXV specific vehicle not illustrated.



	A	B	C
Ride Height			
Off-road	36.2°	27.3°	29.6°
Standard	32.2°	22.8°	26.7°



Wading Depth

Maximum wading depth: 700mm



Obstacle Clearance

Off-road height up to 310mm
Standard ride height up to 185mm

Standard Ride Height

With Alpine Glass Roof (not open): 1,882mm
With Roof Rails: 1,891mm
With Alpine Glass Roof (open): 1,920mm
With DAB Radio Antennae: 1,938mm
With Roof Rails and Crossbar fitted: 1,980mm
Access height setting will reduce each of the above by 50mm.

Loadspace Capacity

Rear seats upright
Height 1,027mm (1,058mm with Alpine roof),
Width 1,235mm
Loadspace volume 1,260 litres
Loadspace width between arches 1,146mm

Rear seats folded
Height 1,027mm (1,058mm with Alpine roof),
Width 1,235mm
Loadspace volume 2,558 litres
Loadspace width between arches 1,146mm
Maximum length at floor 1,950mm

Headroom

Maximum front headroom 1,027mm
2nd row headroom 1,076mm
3rd row headroom 1,018mm





BY APPOINTMENT TO
H.M. THE QUEEN
MANUFACTURERS OF
MOTOR VEHICLES
JAGUAR LAND ROVER LIMITED
COVENTRY



BY APPOINTMENT TO
HRH THE DUKE OF EDINBURGH
MANUFACTURERS OF
MOTOR VEHICLES
JAGUAR LAND ROVER LIMITED
COVENTRY



BY APPOINTMENT TO
HRH THE PRINCE OF WALES
MANUFACTURERS OF
MOTOR VEHICLES
JAGUAR LAND ROVER LIMITED
COVENTRY

IMPORTANT NOTICE: Jaguar Land Rover Limited is constantly seeking ways to improve the specification, design and production of its vehicles and alterations take place continually. Whilst every effort is made to produce up to date literature, this brochure should not be regarded as an infallible guide to current specifications, nor does it constitute an offer for the sale of any particular vehicle. Distributors and dealers are not agents of Jaguar Land Rover Limited by any express or implied undertaking or representation.

All Land Rover Approved Accessories fitted by a Land Rover Dealer within one month or 1,600 kilometres (whichever occurs first) of the handover of a new registered vehicle will benefit from the same warranty terms and period of cover as the vehicle warranty. Accessories purchased outside of these parameters will be subject to a 12 month unlimited mileage warranty. All Land Rover Approved Accessories are rigorously tested to the same exacting standards as those applied to our vehicles. Performance in extreme hot and cold temperatures, corrosion resistance, impact and airbag deployment highlight some of the exhaustive product testing carried out to ensure accessories are both durable and importantly, continue to comply with current legislation.

All our accessories are designed to be an integral part of Land Rover vehicles. While many items such as roof carriers are simple to fit, some products require specialist tools and diagnostic equipment to ensure correct integration with the vehicle structure and electrical systems. These products vary from market to market, please consult your Land Rover Dealer who will be pleased to advise you on current specifications and any query you may have.

The colours reproduced here are subject to the limitations of the printing process and may therefore vary slightly from the actual vehicle. The company reserves the right to alter or withdraw any colour finish without notice. Some of these colours may not be obtainable in your country. Please check availability of colours and current specifications with your Land Rover Dealer. Distributors and dealerships are not agents of Jaguar Land Rover Limited and have absolutely no authority to bind Jaguar Land Rover Limited to any express or implied undertaking or representation.

Jaguar Land Rover Limited Registered Office:
Abbey Road, Whitley, Coventry CV3 4LF
United Kingdom.

Registered in England: Number 1672070

landrover.com

© Jaguar Land Rover Limited 2014.