

GS



GS 450h | GS 300h | GS 350 | GS 250

 LEXUS

CONTENTS

- 18 Brand Heritage
- 20 Introducing The Range
- 22 Style and Design
- 26 Technology
- 30 Driving Experience
- 32 Safety
- 34 The power of h
- 36 F Sport
- 38 GS 450h
- 40 GS 300h
- 42 GS 350
- 44 GS 250
- 46 Exterior Colours
- 48 Interior Trim
- 50 Specifications
- 58 Lexus Ownership Solutions
- 60 Encore Privileges





GREAT AMBITION IS FOUNDED ON GREAT VISION

Success isn't always achieved by playing by the same rules as others. It's not a matter of travelling the tried and true pathways of your peers, but of forging new directions. Achieving success takes instinct backed by insight. Setting trends, not following the masses. Not looking back to see how far you've come, but forever looking forward to

the road that lies ahead. When obstacles are put in your way, manoeuvring around them makes you stronger. Lexus GS was conceived by a team of passionate designers and engineers intent on challenging the status quo, to create a more inspiring and highly responsive breed of luxury vehicles.

THE POWER OF INSTINCT

You've always been able to sense what's around the corner. In business, that has meant instinctively reading the market and interpreting what is likely to come next. In sport, it's anticipating an opponent's next move and taking steps to gain a competitive edge. It's insight coupled with intelligence; thinking outside the square while reading between the lines. Imagine if those same qualities were applied to the luxury vehicle you drive, to make you feel more empowered and more connected with the journey ahead. Lexus engineers have that innate ability to first observe what is occurring as automotive innovations come and go, then interpret the bigger picture in order to develop advances of their own; innovations which will take luxury vehicles even further ahead.



SPEAKING TO THE HEART THROUGH DESIGN

Stylish design speaks to us on a deeply emotional level. It says you've arrived while also announcing where you're going. You see it in the fashions we wear, the homes we live in and in the symbols of style that fill our lives. For many of us, design isn't just something, it's everything. In the same way, luxury vehicles are an extension of that inner sense of style. Lexus talks to us through 'L-finesse', a design language that is strong and confident; its inflections are fast flowing curves that convey movement even at a standstill. Now L-finesse is displaying a sophistication and dynamism such that Lexus is becoming noticed like never before.



HARNESSING THE PASSION OF DIVERSE MINDS



GS was created by a group of passionate and highly talented individuals who shared a powerful 'One Team' philosophy. In this team, there was only a place for those who nurtured a desire to create something truly exceptional that embodied the talents of the whole team. It is a principle at work within the boards of powerful businesses, where diverse but unique skills are brought together with dramatic results. Such cohesion becomes immediately apparent in a body design that evokes feelings of strength and simplicity. Only by harnessing the power of numerous talents can you create a vehicle in which many technologies work as one.

PERPETUAL EMOTION

Design is art – except that today some forms of artwork move, while also moving something powerful inside of you. Such is the uniquely Lexus L-finesse design language that has shaped today's Lexus GS. It is the product of a design team that has struck out in a bold new direction. Like any true art movement, L-finesse chooses its own style, sets its own agenda and pays lip service to no-one. Its hallmarks are seen in the bold structure of the spindle grille, the corporate signature of Lexus. It's a design that meshes simplicity with complexity, to create a luxury vehicle that captures the eye and beckons you to set it free along a fast flowing highway.



THE ROAD AHEAD ISN'T ALWAYS STRAIGHT OR SMOOTH

Confidence means being able to put utmost trust in the vehicle that provides your connection with the road. It means feeling as one with every twist and turn as you grip the wheel. Sensing the vehicle responding to your every reflex. Trusting in the strength of an entirely redesigned body structure and a rigid suspension platform underneath. Knowing that sophisticated technologies are ensuring you remain headed along the right path. Then as the road ahead poses unexpected challenges, intelligent systems lie in wait, ready to deal with any unforeseen predicaments that should come your way. Grand touring has never felt so relaxing, so rewarding or so exhilarating.





POWER COMES FROM WITHIN

Inside all of us there is a will to succeed. We don't wait for life's opportunities to come our way; we create our own destinies. In the driver's seat of the Lexus GS, you create your own journey. The GS encapsulates innovations which empower and inform. In selected models, Head Up Display (HUD) places concise information directly in your line of sight, in full colour. A wealth of smart technologies are positioned right at your fingertips, enabling you to act instinctively whilst watching the road ahead. All the while you are cocooned within a quieter cabin that insulates you from the distractions of the road underneath, allowing you to feel a greater sense of connection with your inner self and your passengers.



PURSUING A NEW DEFINITION OF LUXURY

In the mid 1980s a team of passionate designers embarked on a remarkable journey. They travelled to America and integrated themselves into an exclusive neighbourhood to better understand the intricacies of privileged lifestyles.

Designers visited upscale boutiques and exclusive country clubs, to discover the true essence of western style and to learn what luxury vehicle buyers really wanted. They observed how a new definition of luxury was permeating American society.

Wealth had filtered down into younger hands and with it came a more simplistic sense of style and sophistication.

Fashion, design and architecture were being reshaped by these younger, more affluent professionals who were also turning their backs on conventional luxury vehicles, seeking a more rewarding driving experience.

At the same time, Lexus sent design teams to the French Riviera to gain a sense of

European elegance, class and culture. This fact-finding mission was followed by one of the most extensive development programs ever undertaken by a motor vehicle company. The end result was the Lexus LS 400, a vehicle so extraordinary, it ultimately redirected the course of luxury vehicle design, elegance and performance.

The Lexus GS followed close on the heels of the ground breaking LS 400. Designed in Italy and engineered in Japan, GS was conceived

as a high energy grand sport saloon that would deliver an exhilarating driving experience. Ever since, GS has continued to evolve.

Now it is expressed in a selection of appointment levels, each distinguished by a comprehensive array of luxuries, styling enhancements and safety technologies. Your engine options include two high technology V6 petrol engines, and since the line-up heralds the arrival of the GS 300h, you now have a choice of two exhilarating Lexus hybrids.

Meanwhile, the Lexus commitment to ground breaking design and forward thinking has forged ahead into bold new territory. The most recent reminder has been the unveiling of the LF-CC coupe concept at the Paris Motor Show. The LF-CC serves as a glimpse into the Lexus vehicle of tomorrow, exposing the vibrant new personality of Lexus through its breathtaking, aerodynamic design. Its new generation hybrid power plant unleashes performance worthy of a true sports coupe, while setting new benchmarks for higher efficiency and lower emissions.

THE MANY EXPRESSIONS OF GS



GS reflects the different personalities of Lexus; insightful, innovative, intelligent. Each expression of GS is brilliantly equipped, impeccably styled and inspiring to drive.

The GS 250 provides a gateway into the GS line, motivated by an advanced technology V6 engine, 154kW of power and endowed

with more luxury appointments than one would normally expect. GS 350 offers the added exhilaration that comes with increased power, another 79kW to be precise, backed by the crisp shifting and rapid response of an 8-speed Sports Direct Shift (SPDS) sequential transmission - because for certain individuals, second place is not an option.

Then there's a choice of powerplants which mesh two energy sources together for a singularly uplifting driving experience. This is the phenomenon Lexus refers to as 'the power of h'. You can discover what it really means in the stunning GS 300h, a vehicle that gives added response to your right foot, while satisfying your left brain. Or perhaps you'd prefer the

added exhilaration of the GS 450h, today's most powerful Lexus GS, employing advanced intelligence to deliver superior power.

How you enjoy each expression of GS is entirely up to you. The GS 250 and GS 300h Luxury models are offered with a compelling portfolio of appointments, including smooth leather

accented seat trim, Satellite Navigation⁽¹⁾ and a widescreen multimedia display. Each can be personalised even further with the addition of an Enhancement Pack. All GS models can also be experienced in F Sport configuration with a bespoke F Sport exterior styling package, sports-tuned suspension, upgraded braking, F Sport seating and much more. Or you may

prefer the uncompromised indulgence of the GS 300h, GS 350 and GS 450h Sports Luxury models, each abundantly equipped with intelligent ideas like Lane Keeping Assist⁽¹⁵⁾ and the reassurance of a Pre-Collision Safety System (PCS).⁽²⁾

The only dilemma such a selection presents is having to settle for just one.

THE REVITALISED PERSONA OF L-FINESSE

On-road presence is a critical defining character for a luxury vehicle. Consider how visual persona is what first attracts you to anything truly special in life. With a luxury vehicle, design is the source of attraction that ensures bystanders sit up and take notice. Presenting the latest refinement of L-finesse.

A look of confidence embraces the GS emanating from the bold spindle grille. This robust corporate face of Lexus is defined by strong geometric lines sculpted into a dynamic arrowhead design, a theme that is replicated throughout the GS body design.

There's a sense of power conveyed by headlight units into which LED Daytime Running Lights (DRL) have been neatly moulded in the corporate Lexus 'L' configuration.

From this confident frontal attitude, strong character lines flow back across the bonnet. There's an inherent sense of purity and elegance about the side profile, as a flowing character line sweeps seamlessly into the slingshot design of the rear window.

In the rear, the imposing structure of the boot lid establishes a wider stance to the rear end, evoking strength and stability. LED tail lights have been shaped into an elegant curve reaffirming status and style, while aero stabilising

fins moulded into the lenses contribute to high speed stability.

Yet within this bold persona, individual nuances emerge. Luxury and Sports Luxury models display a somewhat more refined yet equally dramatic treatment of the spindle grille. F Sport models are significantly more dynamic. A gleaming chrome garnish surrounds a distinctive mesh grille, while wider air vents sculpted into the front bumper draw air in to cool the front brakes.

Further individuality is affirmed by the wheel designs. GS 250 and GS 300h Luxury grades ride on elegant multi-spoke 17" alloys.

F Sport models are set apart by their bold ten spoke 19" alloy wheel design; its sophisticated sheen complemented by brushed metal F Sport badging on the fenders.

Distinctive 19" wheels with a silver finish are reserved for Sports Luxury grades, a look complemented by LED fog lights.

Such is the latest refinement of L-finesse, a reflection of a Lexus attitude that stylish design is a luxury vehicle's statement of intent. It not only attracts admiration from onlookers, but heightens the driver's feelings of anticipation for the journey ahead.



CONNECTING WITH BODY AND MIND



GS 450h Sports Luxury model shown

Lexus designers believe that a luxury vehicle needs to establish a strong sense of connection with the driver. To engage your senses, the driver must be an integral part of the vehicle such that its controls feel almost an extension of your body. A seating position that allows optimum vision and quick responses is a vivid reminder of intelligent design.

Visual and tactile qualities have been addressed with similar intelligence. In the leather accented interior, padded surfaces close to your body provide a sense of snugness. Sleek lines create a sense of space which translates into headspace, allowing you to immerse yourself in the driving experience.

When the time comes to reluctantly leave such an environment, doorways have been shaped for

easy exit. Fortunately, they also allow effortless entry in readiness for when your next journey is about to begin.

The selection of materials and trims add clarity as well as charisma. The leather accented instrument panel is embellished with bold contrasting coloured stitching reminiscent of today's designer brand handbags and leatherware.



Metallic accents form visual boundaries between leather accented panels. In the centre of the instrument panel, an analogue clock imparts a look of classic elegance and fine craftsmanship. Its Light Emitting Diode (LED) display allows optimum readability from any angle, whatever the time of night or day.



With twelve driver's seat adjustments in Luxury models, eighteen in F Sport and twenty in Sports Luxury models, finding the perfect driving posture is an effortless affair. Recalling the preferred settings of the driver's seat steering column and exterior mirrors all happens at the touch of the memory button.



A power-operated moonroof is fitted in selected models and Enhancement Packs⁽⁷⁾. Simply press the overhead switch to tilt or slide the moonroof, bringing sunshine and fresh air into the opulent leather accented interior.



GS 350 Sports Luxury model shown

For an enhanced driving experience, Lexus designers began with the structure of the dash, where visual displays are located in the upper display zone, while touch controls are neatly assembled below. Satellite Navigation⁽¹⁾ is standard across all models with the display centrally located for easy viewing as you drive. In selected models and Enhancement Packs, the display is an expansive 12.3" multimedia split screen⁽¹⁶⁾

which allows Satellite Navigation⁽¹⁾ directions to sit alongside other critical data. You can also scroll through your music library and view a wealth of trip information, all in widescreen.

Just below your line of vision behind the steering wheel, advanced Optitron Instrumentation employs a sophisticated light projection display for pristine clarity. A 3.5" Multi Information Display (MID) is



GS 250 Luxury model shown

neatly positioned in between the main instruments, distilling critical trip information into quick reminders. While GS is especially considerate of occupants, it is equally accommodating of cargo. The boot is capable of carrying four full sized golf bags, whilst the addition of a rear seat ski port in GS 250 and GS 350 models caters for somewhat longer items.

YOUR FINGERS ARE THE KEYS TO SMART IDEAS



GS 350 Sports Luxury model shown

Consider the influence of environment. Think of how everything in your office is intelligently laid out, allowing you to perform with maximum effectiveness. At home, how you feel an affinity with your inner voice and with those important to you. So too, the interior of the Lexus GS promotes feelings of connection and control, empowering you for the journey ahead.

With the simplicity of a computer mouse, the Lexus Remote Touch (LRT) Controller on the centre console allows immediate access to a wealth of intelligent systems. Your fingers are able to instinctively search through a range of simple menus to unlock the vehicle's sophisticated technologies. It allows you to reset the climate control, select your favourite music and adjust audio levels, access the Satellite Navigation⁽¹⁾ system to plot the most efficient route and more, all with a few clicks.

Comfort levels may be monitored with similar sophistication, as dual-zone climate control allows the driver and passenger in Luxury and F Sport grades to select personalised settings. In GS Sports Luxury variants, tri-zone climate control allows temperature settings for the driver and front passenger independent of the rear seat passengers. An intelligent S-Flow system directs air flow only to places where occupants are actually sitting. As a further breath of fresh air in Sports Luxury grades, Nanoe™ technology



Overseas GS450h F Sport model shown



GS 350 Sports Luxury model shown



Overseas GS 350 Sports Luxury model shown

invigorates the air quality ensuring a gentler cabin ambience.

If that's how Lexus keeps you comforted and informed, imagine how GS can make you feel inspired and empowered.

Your driving experience can be tailored to suit your mood and the journey ahead with a simple turn of the Drive Mode Select dial.

It begins with 'ECO' mode which retunes the climate control for lower energy consumption and throttle response and gear shifting is relaxed. Driving around town can often mean congested traffic, so 'NORMAL' mode ensures increased vehicle responses for smooth acceleration.

On free flowing motorways and twisty coastal highways, twist to 'SPORT' mode. Gear shifting performance is optimised to ensure each gear is held longer and upshifts later, the throttle

is more responsive and instrumentation turns from a soothing blue to a vibrant red. In F Sport and selected Sports Luxury models, you can turn to 'SPORT+'⁽²⁾ mode, which sharpens the steering response for a more agile driving experience, whilst the Adaptive Variable Suspension (AVS) becomes firmer for reduced body roll while cornering.

INSIGHTS, IDEAS AND INTELLIGENT THINKING



Overseas GS 450h model shown



GS350 / GS450 Sports Luxury model shown



Overseas GS 250 Luxury model shown with Enhancement Pack 1



In the Lexus GS, numerous advanced ideas open the way to a seamless driving experience. A perfect example is your forward vision. Monitoring the road ahead is more than simply a matter of what your eyes are capable of seeing. A millimetre wave radar sensor⁽¹⁷⁾ fitted to the front grille looks ahead in a manner beyond human capabilities. This radar sensor forms an integral part of the Active Cruise Control (ACC)⁽³⁾

During highway motoring, Active Cruise Control⁽³⁾ helps maintain a safe following distance from vehicles ahead. Importantly, this radar sensor also provides information to the Pre-Collision Safety System (PCS)⁽²⁾ which is

able to predict the likelihood of a collision, then takes steps to help minimise its consequences.

The steering wheel is your connection with the road; it sharpens reflexes and engages your emotions, so Lexus designers have positioned it to feel as though it's an extension of your arms. Since there'll be times when you'll prefer to make gear selections on your own terms, paddle shifters behind the steering wheel put manual shifting right at your fingertips.

Switches for the Bluetooth[®](4) audio system, Multi Information Display (MID) and voice activation are located on the steering wheel for easy access as you drive.

Rear vision is enhanced by exterior mirrors which automatically dip as you select reverse, whenever the mirror adjuster is set to the left or right positions. This allows you to see more of the road or curb immediately behind the vehicle. Such a task is made even easier by the rear view camera. In wet and misty conditions, mirrors are heated to efficiently clear away moisture for unhindered rear vision. Come nightfall, self dimming properties quell the annoyance of headlight glare from following motorists, for more relaxed highway driving.

A sophisticated surround sound system has been specifically created for Sports Luxury and

selected Enhancement Packs by renowned audiophile designer Mark Levinson. With 17 speakers and 10 channels playing 835W of digitally purified sound, the GS cabin assumes the ambience of a concert hall. Sophisticated 'Unity'[™] designed speakers deliver high fidelity with low energy, while advanced GreenEdge[™] speakers deliver double the power output, further reducing power consumption.

The interior mirror also optimises forward vision for approaching motorists. Simply switch on the Automatic High Beam (AHB)⁽⁵⁾ in selected models and a camera mounted on the interior mirror can sense the headlights of oncoming

vehicles or tail lights of cars in front. In such instances, Automatic High Beam⁽⁵⁾ immediately dips the headlights, allowing you to remain focussed on driving.

Sunshades across the side windows aren't the only additional rear comforts for rear seat passengers in Sports Luxury models. The centre armrest houses controls for the Mark Levinson audio system, rear window sunshade and the tri-zone climate control, ensuring personalised comfort for rear seat passengers.

Even with the Smart Key Card still tucked in your pocket, unlocking each door is simply a matter

of gripping the door handle, after which your preferred seat, mirror and steering adjustments are immediately recalled. After dark, as you approach the vehicle, puddle lights beneath the exterior mirrors illuminate, laying a welcoming path of light.

Should you be driving the Sports Luxury, a switch on the Smart Key allows you to open the power operated boot lid with a single click.

UNLEASH THE FULL POTENTIAL OF EVERY JOURNEY



Available on all models with Adaptive Variable Suspension / SPORT+



Available on all models with Adaptive Variable Suspension / SPORT+



GS 450h model shown



GS 250 F Sport model shown

There is no single expression that could describe driving a Lexus GS, largely because GS offers so many experiences in one. Some may be refined and composed, others deeply uplifting and inspiring, while certain GS F Sport models are capable of adrenalin-charged driving dynamics fuelled by raw emotion.

Adaptive Variable Suspension (AVS) has been developed specifically for F Sport and Sports

Luxury models. It has the ability to adapt to uneven road surfaces for refined ride comfort. During hard acceleration, heavy braking or cornering, the suspension instinctively becomes firmer for added stability and control.

Electric Power Steering (EPS) has the innate ability to provide a more vivid connection with every twist and turn of the road.

GS 350 and GS 450h F Sport models are also equipped with Variable Gear Ratio Steering (VGRS) which automatically adjusts the steering ratio depending on the speed, for more immediate response at higher speeds, yet easier manoeuvring into parking spots.

Crisp responses require a suspension system that willingly adapts to every twist and turn of the road ahead. Lexus engineers have equipped

GS with forged suspension components for light weight with high strength. Rapid suspension response ensures greater contact with the road surface as each lightweight component responds willingly to sudden changes in road camber and undulations, for optimum road holding.

Large front discs with ventilated rotors help reduce brake fade for optimum stopping performance even after repeated heavy braking.

F Sport models go even further, as high friction front brake pads deliver enhanced stopping performance, while GS 350 and GS 450h F Sport models also feature larger front brake discs for more immediate stopping capabilities during performance motoring.

In GS 350 and GS 450h F Sport models, the Lexus Dynamic Handling (LDH) package incorporates a sophisticated Dynamic Rear

Steering (DRS) system for added agility. As the front wheels turn, the rear wheels also turn a few degrees, enhancing cornering control. Dynamic Rear Steering even reduces the vehicle's turning circle, for enhanced low speed manoeuvring. It not only delivers greater levels of driving exhilaration, it works as an integral part of the Vehicle Dynamics Integrated Management (VDIM) 'Step 5' system, for added stability on less than ideal road surfaces.

SAFETY IS AN EMPOWERING QUALITY



Safety isn't simply a matter of equipment and features. It's not measured by the number of airbags fitted or what braking systems have been installed. Safety is the result of forward thinking by engineers who have carefully planned for every conceivable eventuality and implemented measures to deal with such situations. For the occupants of a Lexus GS, safety is an empowering state of mind that comes from having utmost faith in your vehicle.

Take the package of 10 Supplemental Restraint System (SRS) airbags. Lexus engineers

have ensured each airbag is located in the optimum position and controlled by intelligent technologies. The dual stage front airbags, for example, are capable of deploying in accordance with accident severity. Little wonder such an SRS package is standard in every Lexus GS.

Safety is also intelligent to help keep you on the straight and narrow. Lane Keeping Assist⁽¹⁵⁾ on selected models and Enhancement Packs utilise cameras that read the lane markers. As a result, Lane Keeping Assist⁽¹⁵⁾ sounds an

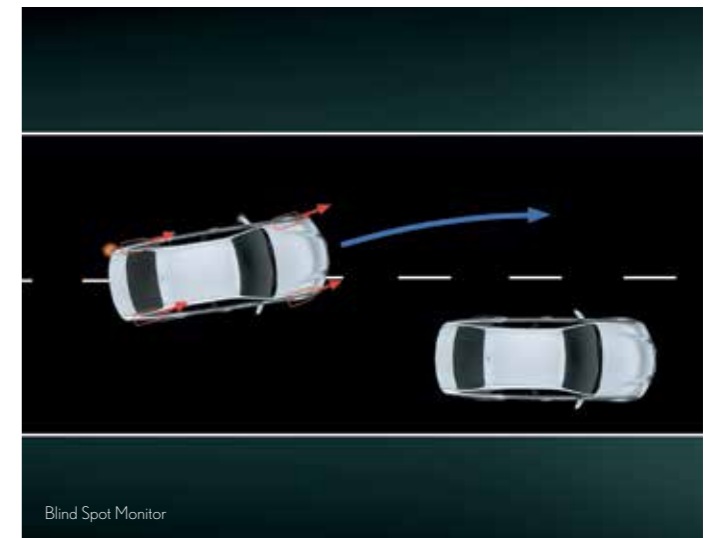
alarm should the vehicle ever drift out of the lane, while the Electric Power Steering (EPS) gently nudges the vehicle back on course.

You feel a greater sense of safety knowing a Vehicle Dynamics Integrated Management (VDIM) system has harnessed everything from the numerous sophisticated braking systems, to the traction control, Vehicle Stability Control (VSC), Electric Power Steering (EPS) and the throttle. It makes numerous tiny adjustments in milliseconds without you ever realising a hazardous situation is occurring.



The result is stability around every corner and utmost control when road surfaces present unexpected challenges. Consider too the enlightening power of safety. You see it in high intensity Bi-Xenon High Intensity Discharge (HID) headlights which are redirected as you turn, for improved visibility when negotiating corners.

In selected hybrid models and Enhancement Packs, LED headlights⁽¹⁸⁾ provide similar levels of light intensity, with considerably less energy consumption.



The Blind Spot Monitor (BSM)⁽⁶⁾ is another reassuring technology. As you turn the wheel when you're about to merge into an adjacent lane, it provides a flashing beacon in the appropriate exterior mirror if it senses a vehicle outside your line of peripheral vision, providing a warning before you pull out. Even if you're not about to merge lanes, it provides a visual reminder if another vehicle is hidden in a blind spot. To help you remain focussed on the road ahead, concise information including simplified navigation directions are projected right at the base of the windscreen in a full colour Head Up Display (HUD).

This is a convenience you'll appreciate in Sports Luxury, F Sport GS 350 and GS 450h models, and selected Enhancement Packs.

Safety is also a muscular quality, as a stronger body structure provides added protection in emergency situations. It also ensures subdued noise levels with refined cabin dynamics, which means a more relaxing cabin environment with minimal distraction as you drive. While safety is expressed through many things, it really adds up to one thing. Utmost confidence.

WHEN TWO WORK AS ONE



THE
POWER
OF



Successful individuals achieve their ambitions often by unconventional means. Thinking smarter, working harder and all the while responding to instinct.

Conventional wisdom leads to predictable outcomes. But a uniquely talented team of Lexus engineers gave rise to a more intelligent approach to high performance, a phenomenon Lexus calls 'the power of h.'

H stands for hybrid, a heady mix of two energy sources working together. First, think for a moment. How do you get the most out of a partnership between people? You work to each other's strengths. This principle begins to explain how a hybrid performs. Electrical energy performs better at lower speeds, petrol power excels at higher speeds. This is precisely how Lexus has allowed each energy system to work. Electricity supplemented by petrol

energy accelerates you from take-off, then predominantly petrol energy works at highway speeds. A smarter idea.

How they're managed is equally remarkable. The Continuously Variable Transmission (CVT) doesn't work like a conventional transmission, which accelerates you in noticeable steps like going up a staircase. It's more of a steady climb, like going up an escalator.

For the purists, Lexus has even managed to simulate the gear changing sensations of an 8-speed in the GS 450h, allowing you to feel on slightly more familiar ground.

It's not only the fact that Lexus has created more hybrid powered cars than any other luxury vehicle manufacturer - that's a given. Lexus has managed to get more performance out of hybrids. And so will you.

SET YOUR SPIRIT FREE



GS 450h F Sport model with Enhancement Pack 1 shown

F Sport

A luxury vehicle must first arouse something inside of you in order to make you want to drive it. Just as it is with human attraction, the visual precedes the emotional as the eyes open the way into the heart.

When developing the Lexus GS F Sport, exterior styling was as much an exercise in emotional allure as aerodynamic performance. The signature spindle grille is sculpted deeper and wider to capture attention while vents either side help cool the large ventilated front brakes. F Sport badging and 19" alloy wheels provide further insights into the F Sport's true intentions. Looking back, the discreet rear spoiler and under body diffuser with lateral fins beneath the rear bumper enhance aerodynamics and provide added down force for high speed stability.

Fortunately, GS F Sport models aren't simply for show. They are offered with a choice of 2.5 or 3.5 litre V6 petrol engines or the intelligent power of the GS 300h or GS 450h hybrids.

Development of the sports tuned suspension entailed over a million kilometres of testing on high speed roads and around the world's racetracks including Germany's enigmatic Nürburgring, a race circuit often referred to as 'green hell'.

Such pursuits ensured the Lexus Dynamic Handling (LDH) suspension package, fitted to GS 350 and GS 450h F Sport models, delivers a firmer ride for reduced body roll and added grip. Larger front brake discs deliver superior stopping performance while Dynamic Rear Steering (DRS) enhances cornering capabilities by turning the rear wheels for added agility. Enhancing such steering response, Variable Gear Ratio Steering (VGRS) ensures crisper steering at higher speeds, yet effortless parking.

For greater stability and cornering control, Vehicle Dynamics Integrated Management (VDIM) has been taken to a 'Step 5' development stage in the GS 350 and GS 450h F Sport by integrating the Dynamic Rear Steering (DRS).

Inside, aluminium accents, alloy sports pedals and a bespoke F Sport steering wheel with a premium rim provide a firm connection with the F Sport's sharper reflexes. Distinctive black headlining and a dimpled premium gear knob add to the allure. The leather accented seating assumes its own personality with a unique diamond perforation and colour options that extend to an avant-garde Garnet trim option.

What such a treatment delivers is a heightened sense of expectation for the journey ahead. So as you twist the Drive Mode Select dial to 'SPORT+',⁽⁶⁾ the vehicle's reflexes sharpen and your pulse rate quickens, for the ultimate GS experience.



GS 350 F Sport model with Enhancement Pack shown



GS 250 / GS 350 F Sport model shown

INTELLIGENCE WITH EXHILARATION



GS 450h

The most powerful offering in the GS Line comes from what many would consider a rather unlikely place. Certainly as you experience the refined levels of quietness and silky smooth driving dynamics, you could be forgiven for feeling the GS 450h was the more refined choice, not the most responsive one. Yet when you press the accelerator and 254kW comes to life, the true personality of the GS 450h becomes abundantly clear.

The 3.5 litre Atkinson cycle V6 provides some of the reasons for such exhilaration. A variable valve timing system constantly fine tunes valve timing, while a sophisticated fuel injection system provides added efficiency to deliver uplifting performance. Yet that is simply part of the story. When you add a 650 volt electric motor into the mix, acceleration response increases without the expected increase in noise. Little wonder Lexus engineers feel this is where the future lies, believing higher intelligence is the smarter route to high performance.

The Continuously Variable Transmission (CVT) complements such smoothness and limitless acceleration. All this can be replaced by the sensation of an 8-speed sequential shifting transmission simply by switching to 'SPORT+'⁽⁶⁾ mode. When you're travelling below 40 - 45km/hr you can slip into EV mode simply by touching the button on the console to run quietly on electric power alone.

The headlights in the GS 450h Sports Luxury and F Sport Enhancement Pack are equally brilliant. They illuminate faster yet the high beams consume 53% less power and the low beams 35% less than conventional High Intensity Discharge (HID) headlights.

So too the interior of the GS 450h Sports Luxury is presented in an equally distinctive fashion with the seductive elegance of bamboo accents on the console, door trims and dash panel. The rim of the steering wheel is also heated for optimum comfort in cooler conditions. The steering wheel rim is hand finished for the ultimate precision and presentation.

You're an individual. So why not select a luxury vehicle that mirrors such individuality and intelligence, within the most powerful Lexus GS created thus far.



THE LATEST EXPRESSION OF GS

GS 300h

As the most recent launch in the 2013 GS line, the GS 300h presents a most enticing prospect. GS 300h is living proof of the ever-expanding potential for the remarkable Lexus Hybrid Drive. It's not so much its 164kW of power under the bonnet, but the way it empowers the driver. A vehicle capable of unleashing uplifting performance with little drama allows you to become more immersed in the driving experience.

The most vivid features distinguishing the GS 300h are not only the blue hybrid badges. Below the rear bumper, a sleek diffuser with stabilising fins enhances aerodynamic performance and stability, while also helping keep the exhaust outlets tucked discretely away.

The GS 300h is equipped with an advanced 2.5 litre Atkinson cycle petrol engine which helps extract maximum power from every drop of fuel. This petrol engine works together with a high output 650 volt electric motor, for exhilarating response and an exquisite driving experience.

Such silky smooth driving dynamics are particularly appropriate to the GS 300h Luxury and Sports Luxury variants. Together with their leather accented interiors and abundance of premium appointments, whisper quiet performance elevates luxury motoring to a new status. However, as you experience such power and response in the F Sport with its sports tuned handling and bespoke interior, you'll be equally convinced that the hybrid is also aptly suited to performance motoring.



EXCITEMENT TO THE POWER OF 8

GS 350 Sports Luxury model shown

GS 350

The GS 350 is presented in F Sport and Sports Luxury appointment levels which offer an enticing spectrum of driving experiences.

While its soul is uniquely Lexus with its levels of luxury and refinement, at its heart lies a high technology quad cam 3.5 litre engine energised by thinking that makes it both flexible and powerful. Dual Variable Valve Timing with intelligence (Dual VVT-i) constantly retunes the engine, providing immediate response and efficiency at any speed, whether that be accelerating from standstill or overtaking on the highway.

As a further reminder of its performance credentials, a sound amplifying resonator fitted to the exhaust system adds a distinctly sporting note to the engine, allowing your ears to hear what your body is feeling.

Yet behind this remarkable engine lies something capable of extracting even more excitement; an 8-speed Sports Direct Shift (SPDS) transmission. As it up-shifts in mere milliseconds, heart rates shift up accordingly. With 'SPORT' or 'SPORT+' mode selected, G AI-SHIFT technology tailors shifting performance in tune with G forces during high speed cornering. When approaching steep hills, Artificial Intelligence intuitively selects a lower gear for optimum hill climbing.

Should you choose the GS 350 in either the Sports Luxury or F Sport appointment level, ultimate excitement is a standard inclusion.



AGILITY MESHED WITH LUXURY

GS 250

The GS 250 is powered by one of the most popular engines in today's Lexus vehicle line, yet its appeal surpasses what lies under the bonnet.

Certainly its energetic high technology V6 petrol engine delivers crisp instant response and refined dynamics. Technologies including an acoustically controlled intake system ensure optimum flexibility for greater response at all speeds, while variable valve timing intelligently fine tunes critical timing events for added response.

To ensure GS 250 punches above its weight, an intelligent 6-speed sequential transmission has been engineered to ensure crisp acceleration with relaxed cruising. Artificial Intelligence (AI) shift technology allows optimum performance on steep hills for enhanced climbing and control by pre-emptively selecting the optimum gear.

Presented as both Luxury and F Sport, all GS 250 models are endowed with a surprising selection of luxuries and safety innovations as standard, together with the ride quality you've come to expect of Lexus.

COLOURS THAT ADD DIMENSION TO DESIGN

One further tool at the designer's disposal is the influence of colour and the role of sophisticated paint finishes. These are not mere shades, but complex layers which embody minute particles of mica, glass or metallic substances capable of capturing light and accentuating the dynamic curves of the Lexus GS.

Some are bold and dynamic, while other finishes appear sleek and refined. Take Sonic

Silver, a laborious six coat process entailing four separate baking stages. The interaction of aluminium pigment with solid colour results in a coating that displays remarkable depth and a deep lustre. Its effect adds dynamism to the body contours of GS.

A dynamic sense of movement is created by Mercury Grey, a finish reminiscent of flowing mercury which emphasises the streaming highlights and curves.

Crimson Crystal embodies tiny glass flakes which capture the light, emitting a delicate, sophisticated radiance. The effect of reflective mica particles deep within the paint coat of Elysium Blue and Lapis Lazuli add a bold sense of definition to L-finesse body design.

To ensure such qualities stand the test of time, clear coat has the ability to quietly dispense with minor scuffs and scratches, closing up minor blemishes over time, for an unmarked finish.



077 White Pearl*



1J2 Sonic Silver*



1H9 Mercury Grey*



8V3 Lapis Lazuli*



212 Onyx



214 Elysium Blue*



217 Starlight Black*



8W3 Meteor Mica*



358 Crimson Crystal*



4V3 Volcanic Bronze*



083 White Nova* (F Sport models only)

Lexus Australia reserves the right to vary and discontinue the current interior and exterior colours, trims and colour/trim/model combinations. Colours and trims displayed here are a guide only and may vary from actual colours due to printing/display process. See your Lexus dealer to confirm colour/trim/model availability when ordering your vehicle. Metallic/mica pearlescent paint is optional and subject to additional charges on most models.

*Premium paint featured is an optional extra.

INTERNAL AFFAIRS



Light Grey trim with Night Sky ornamentation.
Overseas Luxury model shown



Black trim with Matte Bamboo ornamentation.
Overseas GS450h Sports Luxury model shown



Ivory trim with matte Burl Walnut ornamentation.
Overseas Sports Luxury model shown




Saddle Tan trim with Espresso ornamentation.
Overseas Sports Luxury model shown



Topaz Brown trim with Espresso ornamentation.
Overseas Sports Luxury model shown



Garnet trim (F Sport only) with Aluminium ornamentation (F Sport only).
Overseas F Sport model shown




Night Sky
(Luxury models only)



Matte Burl Walnut
(Sports Luxury models only)



Espresso
(Sports Luxury models only)



Aluminium
(F Sport models only)



Matte Bamboo
(Hybrid models only)

Lexus Australia reserves the right to vary and discontinue the current interior and exterior colours, trims and colour/trim/model combinations. Colours and trims displayed here are a guide only and may vary from actual colours due to printing/display process. See your Lexus dealer to confirm colour/trim/model availability when ordering your vehicle.

Comfort evolves from a sense of feeling an affinity with your surroundings, so Lexus designers were insistent on a selection of fine quality leathers which accent the interior and engage the senses.

Three distinct treatments have been adopted for the leather accented interior trim with each offset by bold stitching in a contrasting colour. In GS Luxury models, the soft caress of a smooth leather accented interior instils feelings of strength

with refinement. In F Sport, the diamond perforation in the seats imparts a sporting persona, while in Sports Luxury, semi-aniline leather accented interior has a soft touch with a sophisticated appearance.

These interior treatments gain an added dimension as metallic mouldings highlight certain features, while woodgrain-look finishes add a feeling of opulence to the Sports Luxury interior.

F Sport models are distinguished by aluminium mouldings with a distinctive texture asserting dynamism and strength.

A premium steering wheel and shift lever in F Sport models provides added grip. Sports Luxury models feature a woodgrain-look rim while in the GS 450h Sports Luxury, genuine bamboo has been hand-polished for a rich, premium appearance.

GS 450h SPECIFICATIONS

	F Sport	Sports Luxury	
DIMENSIONS (EXTERIOR AND INTERIOR)	Length (Exterior/Interior) (mm)	4850/2050	4850/2050
	Width (Exterior/Interior) (mm)	1840/1570	1840/1570
	Height (Exterior/Interior) (mm)	1455/1180 (1140 w/ MR)	1455/1180 (1140 w/ MR)
	Wheelbase (mm)	2850	2850
	Front Track (mm)	1575	1575
	Rear Track (mm)	1560	1590
	Turning Circle at Kerb (m)	10.6 (10.2 w/ DRS)	10.6 (10.2 w/ DRS)
	Coefficient of Drag (Cd)	0.27	0.27
WEIGHTS AND CAPACITIES	Kerb Weight (kg) ⁽¹⁰⁾	1825 - 1910	1825 - 1910
	Gross Vehicle Mass (kg) ⁽⁹⁾	2325	2325
	Seating Capacity	5	5
	Luggage Capacity (L)	451	451
	Fuel Tank Capacity (L)	66	66
	Towing Capacity (Braked/Unbraked) (kg) ⁽¹³⁾	1500/750	1500/750
BODY	Construction	Monocoque	Monocoque
	Type	5-door Sedan	5-door Sedan
PETROL ENGINE	Type	Petrol Electric Hybrid	Petrol Electric Hybrid
	Capacity (cc)	3456	3456
	Designation	2GR-FXE	2GR-FXE
	Description	Atkinson Cycle V6	Atkinson Cycle V6
	Fuel Injection	EFI, D-4S	EFI, D-4S
ELECTRIC MOTOR	Maximum System Voltage (V)	650	650
POWER ENGINE	Maximum Power (Combined) (kW)	254	254
	Maximum Power (Petrol) (kW @ rpm)	215@6000rpm	215@6000rpm
	Maximum Torque (Petrol) (Nm @ rpm)	352Nm@4600rpm	352Nm@4600rpm
	Fuel Economy (Combined) (L/100km)	6.3	6.3
	Carbon Dioxide (g/km)	147	147
HIGH VOLTAGE BATTERY	Nominal Voltage (V)	288	288
DRIVELINE	Layout	Rear	Rear
	Transmission Description	Continuously Variable Transmission with Paddleshift	Continuously Variable Transmission with Paddleshift
STEERING	Type	Rack and Pinion	Rack and Pinion
	Power Assistance	Power Assisted Electric Motor Plus VGRS and DRS	Power Assisted Electric Motor
BRAKES	Front	2-piece Ventilated Disc	Ventilated Disc
	Rear	Ventilated Disc	Ventilated Disc
SUSPENSION	Front	Sports Tuned Independent, Double Wishbone Type, Upper A-arm, Lower L-arm, Coil Springs	Independent, Double Wishbone Type, Upper A-arm, Lower L-arm, Coil Springs
	Rear	Sports Tuned Independent Multi-link Type, Coil Springs	Independent, Multi-link Type, Coil Springs
TYRES AND RIMS	Front Tyre Size	235/40R19	235/40R19
	Rear Tyre Size	265/35R19	235/40R19
	Front/Rear Rim Size	19x8/19x9	19x8
	Rim Type	Alloy (4) Spare Wheel - Alloy Temp.	Alloy (4) Spare Wheel - Steel Space Saver

ADVANCED FEATURES

	F Sport	Sports Luxury
Vehicle Dynamics Integrated Management System (VDIM) (Incorporates Anti-skid Braking System (ABS) with Brake Assist (BA), Electronic Brakeforce Distribution (EBD), Traction Control (TRC) and Vehicle Stability Control (VSC)	—	•
Vehicle Dynamics Integrated Management System (VDIM) (Incorporates Anti-skid Braking System (ABS) with Brake Assist (BA), Electronic Brakeforce Distribution (EBD), Traction Control (TRC), Vehicle Stability Control (VSC) and Dynamic Rear Steering (DRS)	•	—
Pre-Collision Safety System (PCS) ⁽²⁾ with Pre-Collision Braking	•	—
Advanced Pre-Collision Safety System (PCS) ⁽²⁾ with Driver Fatigue Monitor ⁽⁶⁾	—	•
Adaptive Variable Suspension (AVS)	•	•
Variable Gear Ratio Steering (VGRS)	•	—
Blind Spot Monitor (BSM) ⁽⁶⁾	•	•
Rear View Camera (RVC) ⁽⁶⁾ with Rear Guide Assist (RGA) ⁽⁶⁾	•	•
Lexus Dynamic Handling (LDH) with Dynamic Rear Steering (DRS)	•	—
10 Supplemental Restraint System (SRS) Airbags	•	•
All-Speed Active Cruise Control (ACC) ⁽³⁾	•	•
Lane Keep Assist	Optional Enhancement Pack	•
Tyre Pressure Warning System	•	•
Brake Hold	•	•
Electric Park Brake (EPB)	•	•
Lexus Remote Touch (LRT)	•	•
Head Up Display (HUD)	•	•
Clearance and Reversing Sonars (8 head) ⁽⁶⁾	•	•
Adjustable Front Seats with Driver's Seat Memory	18-way driver / 12-way passenger	20-way
Passenger Seat Memory	—	•
Heated / Ventilated Front Seats	•	•
Rear Outer Seat Heaters	—	•
Sport Smooth Leather Accented Seats	•	—
Semi-aniline Leather Accented Seats	—	•
Front Passenger Seat Ottoman	—	•
Woodgrain-look trim	—	•
Smart Entry (4-door) / Smart Key Card / Push Button Start	•	•
Heated Premium Steering Wheel	—	•
HDD Navigation System ⁽⁹⁾ with Live Traffic Alerts	•	•
Drive Mode Select with 'EV' Drive Mode and 'SPORT+' Drive Mode	•	•
Advanced Bluetooth [®] Compatibility ⁽⁴⁾ with streaming audio	•	•
LED Daytime Running Lights (DRL)	•	•
LED Front Fog Lights	—	•
Bi-Xenon HID headlights with Adaptive Front-lighting System (AFS)	•	—
LED Low and High Beam headlights	Optional Enhancement Pack	•
Automatic High Beam (AHB) ⁽⁵⁾	•	•
Digital Radio (DAB+) ⁽¹⁰⁾	•	•
12 Speaker Pioneer Audio with USB connection and voice control for iPod [®] (12)	•	—
17 Speaker Mark Levinson Audio with USB connection and voice control for iPod [®] (12)	Optional Enhancement Pack	•
Single CD/DVD Disc	•	•
Dual-zone Climate Control Air Conditioning	•	—
Tri-zone Climate Control Air Conditioning with Rear Controls	—	•
Nano™ Technology Air Conditioning	—	•
Electronic Folding Side Mirrors with Heater and Self Dimming	•	•
Rain Sensing Wipers	•	•
3.5" TFT LCD Multi Information Display (MID)	•	•
8" Multimedia LCD Screen	•	—
12.3" Multimedia LCD Screen	Optional Enhancement Pack	•
Emergency Flashing Brake Lights	•	•
Manual Rear Window Sunshades	—	•
Electric Rear Sunshade	•	•
Moonroof	•	•
Power Boot Lid	—	•
Anti-theft Siren and Intrusion Sensor	•	•
F Sport Unique features include Sports Pedals, Increased Front Brake Size with High Friction Front Brake Pads, F Sport Unique Front and Rear Bumper, Mesh grilles, Rear lip spoiler, Sports Suspension Settings		
GS 450h F SPORT ENHANCEMENT PACK	Enhancement Pack 1	17 Speaker Mark Levinson Audio, 12.3" Multimedia Screen, LED Low and High Beam Headlights and Lane Keep Assist

GS 300h SPECIFICATIONS

	Luxury	F Sport	Sports Luxury	
DIMENSIONS (EXTERIOR AND INTERIOR)	Length (Exterior/Interior) (mm)	4850/2050	4850/2050	
	Width (Exterior/Interior) (mm)	1840/1570	1840/1570	
	Height (Exterior/Interior) (mm)	1455/1180 (1140 w/ MR)	1455/1180 (1140 w/ MR)	1455/1180 (1140 w/ MR)
	Wheelbase (mm)	2850	2850	2850
	Front Track (mm)	1575	1575	1575
	Rear Track (mm)	1590	1560	1590
	Turning Circle at Kerb (m)	10.6	10.6	10.6
	Coefficient of Drag (Cd)	0.27	0.27	0.27
WEIGHTS AND CAPACITIES	Kerb Weight (kg) ⁽¹⁰⁾	1735 - 1820	1735 - 1820	1735 - 1820
	Gross Vehicle Mass (kg) ⁽⁹⁾	2250	2250	2250
	Seating Capacity	5	5	5
	Luggage Capacity (L)	451	451	451
	Fuel Tank Capacity (L)	66	66	66
	Towing Capacity (Braked/Unbraked) (kg) ⁽¹³⁾	0	0	0
BODY	Construction	Monocoque	Monocoque	Monocoque
	Type	5-door Sedan	5-door Sedan	5-door Sedan
PETROL ENGINE	Type	Petrol Electric Hybrid	Petrol Electric Hybrid	Petrol Electric Hybrid
	Capacity (cc)	2494	2494	2494
	Designation	2AR-FSE	2AR-FSE	2AR-FSE
	Description	Atkinson Cycle In-Line 4	Atkinson Cycle In-Line 4	Atkinson Cycle In-Line 4
	Fuel Injection	EFI, D-4S	EFI, D-4S	EFI, D-4S
ELECTRIC MOTOR	Maximum System Voltage (V)	650	650	650
POWER ENGINE	Maximum Power (Combined) (kW)	164	164	164
	Maximum Power (Petrol) (kW @ rpm)	133@6000rpm	133@6000rpm	133@6000rpm
	Maximum Torque (Petrol) (Nm @ rpm)	221/4200-5400	221/4200-5400	221/4200-5400
	Fuel Economy (Combined) (L/100km)	5.2	5.2	5.2
	Carbon Dioxide (g/km)	121	121	121
HIGH VOLTAGE BATTERY	Type	Nickel-Metal Hydride (Ni-Mh)	Nickel-Metal Hydride (Ni-Mh)	Nickel-Metal Hydride (Ni-Mh)
	Nominal Voltage (V)	230	230	230
DRIVELINE	Layout	Rear	Rear	Rear
	Transmission Description	Continuously Variable Transmission with Paddleshift	Continuously Variable Transmission with Paddleshift	Continuously Variable Transmission with Paddleshift
STEERING	Type	Rack and Pinion	Rack and Pinion	Rack and Pinion
	Power Assistance	Power Assisted Electric Motor	Power Assisted Electric Motor	Power Assisted Electric Motor
BRAKES	Front	Ventilated Disc	Ventilated Disc	Ventilated Disc
	Rear	Ventilated Disc	Ventilated Disc	Ventilated Disc
SUSPENSION	Front	Independent, Double Wishbone Type, Upper A-arm, Lower L-arm, Coil Springs	Sports Tuned Independent, Double Wishbone Type, Upper A-arm, Lower L-arm, Coil Springs	Independent, Double Wishbone Type, Upper A-arm, Lower L-arm, Coil Springs
	Rear	Independent, Multi-link Type, Coil Springs	Sports Tuned Independent Multi-link Type, Coil Springs	Independent, Multi-link Type, Coil Springs
TYRES AND RIMS	Front Tyre Size	225/50R17	235/40R19	235/40R19
	Rear Tyre Size	225/50R17	265/35R19	235/40R19
	Front/Rear Rim Size	17x7.5	19x8/19x9	19x8
	Rim Type	Alloy (4) Spare Wheel - Steel Space Saver	Alloy (4) Spare Wheel - Steel Space Saver	Alloy (4) Spare Wheel - Steel Space Saver

ADVANCED FEATURES

	Luxury	F Sport	Sports Luxury
Vehicle Dynamics Integrated Management System (VDIM) (Incorporates Anti-skid Braking System (ABS) with Brake Assist (BA), Electronic Brakeforce Distribution (EBD), Traction Control (TRC) and Vehicle Stability Control (VSC)	•	•	•
Pre-Collision Safety System (PCS) ⁽²⁾ with Pre-Collision Braking	—	Optional Enhancement Pack	—
Advanced Pre-Collision Safety System (PCS) ⁽²⁾ with Driver Fatigue Monitor ⁽⁶⁾	—	—	•
Adaptive Variable Suspension (AVS)	—	•	•
Blind Spot Monitor (BSM) ⁽⁶⁾	•	•	•
Rear View Camera (RVC) ⁽⁶⁾ with Rear Guide Assist (RGA) ⁽⁶⁾	•	•	•
10 Supplemental Restraint System (SRS) Airbags	•	•	•
Cruise control ⁽³⁾	•	•	—
Active Cruise Control ⁽³⁾	—	Optional Enhancement Pack	•
Lane Keep Assist	—	—	•
Tyre Pressure Warning System	•	•	•
Brake Hold	•	•	•
Electric Park Brake (EPB)	•	•	•
Lexus Remote Touch (LRT)	•	•	•
Head Up Display (HUD)	—	Optional Enhancement Pack	•
Clearance and Reversing Sonars (8 head) ⁽⁶⁾	•	•	•
Adjustable Front Seats with Driver's Seat Memory	12-way	18-way driver / 12-way passenger	20-way
Passenger Seat Memory	—	—	•
Heated / Ventilated Front Seats	•	•	•
Rear Outer Seat Heaters	—	—	•
Smooth Leather Accented Seats	•	—	—
Sport Smooth Leather Accented Seats	—	•	—
Semi-aniline Leather Accented Seats	—	—	•
Woodgrain-look trim	—	—	•
Smart Entry (4-door) / Smart Key Card / Push Button Start	•	•	•
HDD Navigation System ⁽¹⁾ with Live Traffic Alerts	•	•	•
Drive Mode Select with 'EV' mode	•	—	—
Drive Mode Select with 'EV' Drive Mode and 'SPORT+' Drive Mode	—	•	•
Advanced Bluetooth [®] Compatibility ⁽⁴⁾ with streaming audio	•	•	•
LED Daytime Running Lights (DRL)	•	•	•
Front Fog Lights	•	—	—
LED Front Fog Lights	—	—	•
Bi-Xenon HID headlights with Adaptive Front-lighting System (AFS)	•	•	—
LED Low and High Beam Headlights	—	—	•
Automatic High Beam (AHB) ⁽⁵⁾	—	Optional Enhancement Pack	•
Digital Radio (DAB+) ⁽¹¹⁾	•	•	•
12 Speaker Pioneer Audio with USB connection and voice control for iPod [®] ⁽¹²⁾	•	•	—
17 Speaker Mark Levinson Audio with USB connection and voice control for iPod [®] ⁽¹²⁾	—	—	•
Single CD/DVD Disc	•	•	•
Dual-zone Climate Control Air Conditioning	•	•	—
Tri-zone Climate Control Air Conditioning with Rear Controls	—	—	•
Nano [™] Technology Air Conditioning	—	—	•
Electronic Folding Side Mirrors with Heater and Self Dimming	•	•	•
Rain Sensing Wipers	•	•	•
3.5" TFT LCD Multi Information Display (MID)	•	•	•
8" Multimedia LCD Screen	•	•	—
12.3" Multimedia LCD Screen	—	—	•
Emergency Flashing Brake Lights	•	•	•
Manual Rear Window Sunshades	—	—	•
Electric Rear Sunshade	—	•	•
Moonroof	Optional Enhancement Pack	Optional Enhancement Pack	•
Power Boot Lid	—	—	•
Anti-theft Siren and Intrusion Sensor	•	•	•
F Sport Unique features include Sports Pedals, High Friction Front Brake Pads, F Sport Unique Front and Rear Bumper, Mesh Grilles, Rear Lip Spoiler, Sports Suspension Settings			
GS 300h ENHANCEMENT PACKS	Luxury Enhancement Pack 1	Moonroof, 18" Luxury Alloy Wheels	
	F Sport Enhancement Pack 1	Moonroof	
	F Sport Enhancement Pack 2	Pre-Collision Safety System (PCS) ⁽¹²⁾ , Automatic High Beam (AHB) ⁽⁵⁾ , Moonroof, Active Cruise Control (ACC) ⁽³⁾ , Head Up Display (HUD)	

GS 350 SPECIFICATIONS

	F Sport	Sports Luxury	
DIMENSIONS (EXTERIOR AND INTERIOR)	Length (Exterior/Interior) (mm)	4850/2050	4850/2050
	Width (Exterior/Interior) (mm)	1840/1570	1840/1570
	Height (Exterior/Interior) (mm)	1455/1180 (1140 w/ MR)	1455/1180 (1140 w/ MR)
	Wheelbase (mm)	2850	2850
	Front Track (mm)	1575	1575
	Rear Track (mm)	1560	1590
	Turning Circle at Kerb (m)	10.6 (10.2 w/ DRS)	10.6 (10.2 w/ DRS)
	Coefficient of Drag (Cd)	0.27	0.27
WEIGHTS AND CAPACITIES	Kerb Weight (kg) ⁽¹⁰⁾	1655 - 1745	1655 - 1745
	Gross Vehicle Mass (kg) ⁽⁹⁾	2190	2190
	Seating Capacity	5	5
	Luggage Capacity (L)	520	520
	Fuel Tank Capacity (L)	66	66
	Towing Capacity (Braked/Unbraked) (kg) ⁽¹³⁾	1600/750	1600/750
BODY	Construction	Monocoque	Monocoque
	Type	5-door Sedan	5-door Sedan
PETROL ENGINE	Type	Petrol	Petrol
	Capacity (cc)	3456	3456
	Designation	2GR-FSE	2GR-FSE
	Description	6 Cylinder V Type 24-valve DOHC 4 Valves per cylinder and alloy cylinder block	6 Cylinder V Type 24-valve DOHC 4 Valves per cylinder and alloy cylinder block
	Fuel Injection	EFI, D-4S	EFI, D-4S
ELECTRIC MOTOR	Maximum System Voltage (V)	0	0
POWER ENGINE	Maximum Power (Combined) (kW)	N/A	N/A
	Maximum Power (Petrol) (kW @ rpm)	233kW@6400rpm	233kW@6400rpm
	Maximum Torque (Petrol) (Nm @ rpm)	378Nm@4800rpm	378Nm@4800rpm
	Fuel Economy (Combined) (L/100km)	10.0	10.0
	Carbon Dioxide (g/km)	232	232
HIGH VOLTAGE BATTERY	Type	N/A	N/A
	Nominal Voltage (V)	N/A	N/A
DRIVELINE	Layout	Rear	Rear
	Transmission Description	8-speed SPDS Automatic with sequential shift, electronically controlled with paddleshift	8-speed SPDS Automatic with sequential shift, electronically controlled with paddleshift
STEERING	Type	Rack and Pinion	Rack and Pinion
	Power Assistance	Power Assisted Electric Motor Plus VGRS and DRS	Power Assisted Electric Motor
BRAKES	Front	2-piece Ventilated Disc	Ventilated Disc
	Rear	Ventilated Disc	Ventilated Disc
SUSPENSION	Front	Sports Tuned Independent, Double Wishbone Type, Upper A-arm, Lower L-arm, Coil Springs	Independent, Double Wishbone Type, Upper A-arm, Lower L-arm, Coil Springs
	Rear	Sports Tuned Independent Multi-link Type, Coil Springs	Independent, Multi-link Type, Coil Springs
TYRES AND RIMS	Front Tyre Size	235/40R19	235/40R19
	Rear Tyre Size	265/35R19	235/40R19
	Front/Rear Rim Size	19x8/19x9	19x8
	Rim Type	Alloy (4) Spare Wheel - Alloy Temp.	Alloy (4) Spare Wheel - Steel Space Saver

ADVANCED FEATURES

	F Sport	Sports Luxury
Vehicle Dynamics Integrated Management System (VDIM) (Incorporates Anti-skid Braking System (ABS) with Brake Assist (BA), Electronic Brakeforce Distribution (EBD), Traction Control (TRC) and Vehicle Stability Control (VSC)	—	•
Vehicle Dynamics Integrated Management System (VDIM) (Incorporates Anti-skid Braking System (ABS) with Brake Assist (BA), Electronic Brakeforce Distribution (EBD), Traction Control (TRC), Vehicle Stability Control (VSC) and Dynamic Rear Steering (DRS)	•	—
Pre-Collision Safety System (PCS) ⁽²⁾ with Pre-Collision Braking	•	—
Advanced Pre-Collision Safety System (PCS) ⁽²⁾ with Driver Fatigue Monitor ⁽⁶⁾	—	•
Adaptive Variable Suspension (AVS)	•	•
Variable Gear Ratio Steering (VGRS)	•	—
Blind Spot Monitor (BSM) ⁽⁶⁾	•	•
Rear View Camera (RVC) ⁽⁶⁾ with Rear Guide Assist (RGA) ⁽⁶⁾	•	•
Lexus Dynamic Handling (LDH) with Dynamic Rear Steering (DRS)	•	—
10 Supplemental Restraint System (SRS) Airbags	•	•
Active Cruise Control (ACC) ⁽³⁾	•	•
Lane Keep Assist	Optional Enhancement Pack	•
Tyre Pressure Warning System	•	•
Hill-start Assist Control (HAC) ⁽¹⁴⁾	•	•
Electric Park Brake (EPB)	•	•
Lexus Remote Touch (LRT)	•	•
Head Up Display (HUD)	•	•
Clearance & Reversing Sonars (8 head) ⁽⁶⁾	•	•
Adjustable Front Seats with Driver's Seat Memory	18-way driver / 12-way passenger	20-way
Passenger Seat Memory	—	•
Heated / Ventilated Front Seats	•	•
Rear Outer Seat Heaters	—	•
Sport Smooth Leather Accented Seats	•	—
Semi-aniline Leather Accented Seats	—	•
Front Passenger Seat Ottoman	—	•
Woodgrain-look	—	•
Smart Entry (4-door) / Smart Key Card / Push Button Start	•	•
HDD Navigation System ⁽¹⁾ with Live Traffic Alerts	•	•
Drive Mode Select with 'SPORT+' Drive Mode	•	•
Advanced Bluetooth [®] Compatibility ⁽⁴⁾ with streaming audio	•	•
LED Daytime Running Lights (DRL)	•	•
LED Front Fog Lights	—	•
Bi-Xenon HID headlights with Adaptive Front-lighting System (AFS)	•	•
Automatic High Beam (AHB) ⁽⁵⁾	•	•
Digital Radio (DAB+) ⁽¹¹⁾	•	•
12 Speaker Pioneer Audio with USB connection and voice control for iPod ^{®(12)}	•	—
17 Speaker Mark Levinson Audio with USB connection and voice control for iPod ^{®(12)}	Optional Enhancement Pack	•
Single CD/DVD Disc	•	•
Dual-zone Climate Control Air Conditioning	•	—
Tri-zone Climate Control Air Conditioning with Rear Controls	—	•
Nano [™] Technology Air Conditioning	—	•
Electronic Folding Side Mirrors with Heater & Self Dimming	•	•
Rain Sensing Wipers	•	•
3.5" TFT LCD Multi Information Display (MID)	•	•
8" Multimedia LCD Screen	•	—
12.3" Multimedia LCD Screen	Optional Enhancement Pack	•
Emergency Flashing Brake Lights	•	•
Manual Rear Side Window Sunshades	—	•
Electric Rear Sunshade	•	•
Moonroof	•	•
Power Boot Lid	—	•
Anti-theft Siren and Intrusion Sensor	•	•
F Sport Unique features include Sports Pedals, Increased Front Brake Size with High Friction Front Brake Pads, F Sport Unique Front and Rear Bumper, Mesh Grilles, Rear Lip Spoiler, Sports Suspension Settings		
GS 350 F SPORT ENHANCEMENT PACK	Enhancement Pack 1	17 Speaker Mark Levinson Audio, 12.3" Multimedia Screen and Lane Keep Assist

GS 250 SPECIFICATIONS

	F Sport	Luxury	
DIMENSIONS (EXTERIOR AND INTERIOR)	Length (Exterior/Interior) (mm)	4850/2050	4850/2050
	Width (Exterior/Interior) (mm)	1840/1570	1840/1570
	Height (Exterior/Interior) (mm)	1455/1180 (1140 w/ MR)	1455/1180 (1140 w/ MR)
	Wheelbase (mm)	2850	2850
	Front Track (mm)	1575	1575
	Rear Track (mm)	1560	1590
	Turning Circle at Kerb (m)	10.6	10.6
	Coefficient of Drag (Cd)	0.27	0.27
WEIGHTS AND CAPACITIES	Kerb Weight (kg) ⁽¹⁰⁾	1640 - 1720	1640 - 1720
	Gross Vehicle Mass (kg) ⁽⁹⁾	2170	2170
	Seating Capacity	5	5
	Luggage Capacity (L)	520	520
	Fuel Tank Capacity (L)	66	66
	Towing Capacity (Braked/Unbraked) (kg) ⁽¹³⁾	1600/750	1600/750
BODY	Construction	Monocoque	Monocoque
	Type	5-door Sedan	5-door Sedan
PETROL ENGINE	Type	Petrol	Petrol
	Capacity (cc)	2500	2500
	Designation	4GR-FSE	4GR-FSE
	Description	6 Cylinder V Type 24-valve DOHC 4 Valves per cylinder and alloy cylinder block	6 Cylinder V Type 24- valve DOHC 4 Valves per cylinder and alloy cylinder block
	Fuel Injection	EFI, D-4	EFI, D-4
ELECTRIC MOTOR	Maximum System Voltage (V)	0	0
POWER ENGINE	Maximum Power (Combined) (kW)	N/A	N/A
	Maximum Power (Petrol) (kW @ rpm)	154kW@6400rpm	154kW@6400rpm
	Maximum Torque (Petrol) (Nm @ rpm)	253Nm@4800rpm	253Nm@4800rpm
	Fuel Economy (Combined) (L/100km)	9.3	9.3
	Carbon Dioxide (g/km)	215	215
HIGH VOLTAGE BATTERY	Type	N/A	N/A
	Nominal Voltage (V)	N/A	N/A
DRIVELINE	Driven Wheels	Rear	Rear
	Transmission Description	6-speed SPDS Automatic with sequential shift, electronically controlled with paddleshift	6-speed SPDS Automatic with sequential shift, electronically controlled with paddleshift
STEERING	Type	Rack and Pinion	Rack and Pinion
	Power Assistance	Power Assisted Electric Motor	Power Assisted Electric Motor
BRAKES	Front	Ventilated Disc	Ventilated Disc
	Rear	Ventilated Disc	Ventilated Disc
SUSPENSION	Front	Sports Tuned Independent, Double Wishbone Type, Upper A-arm, Lower L-arm, Coil Springs	Independent, Double Wishbone Type, Upper A-arm, Lower L-arm, Coil Springs
	Rear	Sports Tuned Independent Multi-link Type, Coil Springs	Independent, Multi-link Type, Coil Spring
TYRES AND RIMS	Front Tyre Size	235/40R19	225/50R17
	Rear Tyre Size	265/35R19	225/50R17
	Front/Rear Rim Size	19x8/19x9	17x7.5
	Rim Type	Alloy (4) Spare Wheel - Steel Space Saver	Alloy (4) Spare Wheel - Steel Space Saver

	F Sport	Luxury	
ADVANCED FEATURES	Vehicle Dynamics Integrated Management System (VDIM) (Incorporates Anti-skid Braking System (ABS) with Brake Assist (BA), Electronic Brakeforce Distribution (EBD), Traction Control (TRC) and Vehicle Stability Control (VSC)	•	•
	Pre-Collision Safety System (PCS) ⁽²⁾ with Pre-Collision Braking	Optional Enhancement Pack	—
	Adaptive Variable Suspension (AVS)	•	—
	Blind Spot Monitor (BSM) ⁽⁴⁾	•	•
	Rear View Camera (RVC) ⁽⁶⁾ with Rear Guide Assist (RGA) ⁽⁶⁾	•	•
	10 Supplemental Restraint System (SRS) Airbags	•	•
	Cruise Control ⁽³⁾	•	•
	Active Cruise Control (ACC) ⁽³⁾	Optional Enhancement Pack	—
	Tyre Pressure Warning System	•	•
	Hill-start Assist Control (HAC) ⁽¹⁴⁾	•	•
	Electric Park Brake (EPB)	•	•
	Lexus Remote Touch (LRT)	•	•
	Head Up Display (HUD)	Optional Enhancement Pack	—
	Clearance & Reversing Sonars (8 head) ⁽⁶⁾	•	•
	Adjustable Front Seats with Driver's Seat Memory	18-way driver / 12-way passenger	12-way
	Heated / Ventilated Front Seats	•	•
	Smooth Leather Accented Seats	—	•
	Sports Smooth Leather Accented Seats	•	—
	Smart Entry (4-door) / Smart Key Card / Push Button Start	•	•
	HDD Navigation System ⁽¹⁾ with Live Traffic Alerts	•	•
	Drive Mode Select	•	•
	'SPORT+' Drive Mode	•	—
	Advanced Bluetooth ⁽⁸⁾ Compatibility ⁽⁴⁾ with streaming audio	•	•
	LED Daytime Running Lights (DRL)	•	•
	Front Fog Lights	—	•
	Bi-Xenon HID headlights with Adaptive Front-lighting System (AFS)	•	•
	Automatic High Beam (AHB) ⁽⁵⁾	Optional Enhancement Pack	—
	Digital Radio (DAB+) ⁽¹¹⁾	•	•
	12 Speaker Pioneer Audio with USB connection and voice control for iPod ⁽¹²⁾	•	•
	Single CD/DVD Disc	•	•
	Dual-zone Climate Control Air Conditioning	•	•
	Electronic Folding Side Mirrors with Heater and Self Dimming	•	•
	Rain Sensing Wipers	•	•
	3.5" TFT LCD Multi Information Display (MID)	•	•
	8" Multimedia LCD Screen	•	•
	Emergency Flashing Brake Lights	•	•
	Electric Rear Sunshade	•	—
Moonroof	Optional Enhancement Pack	Optional Enhancement Pack	
Anti-theft Siren and Intrusion Sensor	•	•	
F Sport Unique features include Sports Pedals, High Friction Front Brake Pads, F Sport Unique Front and Rear Bumper, Mesh Grilles, Rear Lip Spoiler, Sports Suspension Settings			
GS 250 LUXURY ENHANCEMENT PACK	Enhancement Pack 1	Moonroof, 18" Luxury Alloy Wheels	
GS 250 F SPORT ENHANCEMENT PACK	Enhancement Pack 1	Moonroof	
	Enhancement Pack 2	Pre-Collision Safety System (PCS) ⁽²⁾ , Automatic High Beam (AHB) ⁽⁵⁾ , Moonroof, Active Cruise Control (ACC) ⁽³⁾ , Head Up Display (HUD)	



OWNERSHIP SOLUTIONS

Ownership Solutions* allows you to determine your finance costs and know the Guaranteed Future Value (GFV) of your vehicle from the outset. It offers you choice, control and certainty. In short, everything you'd expect from Lexus.

How does Ownership Solutions work?

- You choose the deposit that best fits your needs*.
- You choose your term*.
- We agree the estimated kilometres you think you'll travel.
- Lexus Financial Services (LFS) then determines the GFV of your vehicle. The GFV is the agreed minimum value of your Lexus at the end of your finance contract. Your monthly repayments are then calculated based on the above information with a final payment equal to your GFV. Then, if you return your Lexus at the end of the term and satisfy the agreed terms and conditions, LFS will pay you the GFV which will be put against the final payment.

The end of the term? Simply replace, retain or return.

At the end of your term you can choose to:

- Replace or sell your Lexus using the trade-in value or sale price to pay the remaining balance of your account.
- Retain your Lexus and simply pay the remaining balance of your account (including final payment).
- Alternatively, return your Lexus and, subject to fair wear and tear conditions and the agreed kilometres being met, we'll put the GFV towards the final payment on your account (conditions apply).

Choosing your deposit – what is best for you?

With the flexibility of Ownership Solutions, you can choose the deposit that best fits your current needs*:

- If, for example, you have funds tied up in other investments, you can choose to finance your new Lexus with a zero deposit*.
- Alternatively, by using a larger deposit you can lower your monthly repayments*.
- Better still, compared to other finance options over a similar term, Ownership Solutions can provide more affordable monthly repayments*.

Want more certainty?

With Ownership Solutions you're guaranteed that at the end of the term (subject to fair wear and tear and kilometre usage) you'll never owe more than your vehicle's worth to LFS. In other words, you don't have to worry about what your vehicle will be worth in the future because you know its minimum value from the outset.

What happens in the case of the unexpected?

If your vehicle incurs damage and does not meet the Fair Wear and Tear guidelines, LFS will give you the opportunity to have your vehicle repaired. Otherwise, LFS can organise the repairs and deduct the cost from your GFV. This adjusted GFV will then be the price that LFS will offer you if you return the vehicle at the end of your term. Of course, if you retain the vehicle, the condition doesn't matter, however, if you replace it or sell it privately the condition will obviously impact your sale price.

So what does your accountant think?

Naturally, we think Ownership Solutions is an excellent, innovative way to put you in control of buying a new Lexus. That said, we suggest you seek independent advice to ensure Ownership Solutions is right for you.

Wouldn't it be great if Ownership Solutions was just the beginning?

Lexus' innovations and commitment to customer service extend well beyond Ownership Solutions. Once you purchase a new Lexus, you'll become a member of the Lexus Encore Privileges programme and enjoy a host of exclusive benefits!

For further details simply visit your nearest Lexus dealer or see lexus.com.au/services/benefits/ for details

* Guaranteed Future Value (GFV) is the minimum value of your new Lexus at the end of your finance contract, as determined by Lexus Financial Services. If you decide to return your car to Lexus at the end of your term, Lexus Financial Services will pay you the agreed GFV amount which will be put against your final payment, subject to fair wear and tear conditions and agreed kilometres being met. The information provided is general in nature. You should seek your own financial advice to determine whether Lexus Ownership Solutions is appropriate for your individual circumstances. Terms and conditions, fees and charges apply. Lexus Ownership Solutions Guaranteed Future Value (GFV) products are available to approved customers of Lexus Financial Services, a division of Toyota Finance Australia Limited ABN 48 002 435 181, Australian Credit Licence 392536.

** Up to four years.

*** Lower monthly repayments compared to similar term with no Guaranteed Future Value (GFV) or equivalent balloon final payment. Total interest charges will be higher if a GFV or balloon final payment is selected.



THE BENEFITS OF ENCORE

The benefits of being a Lexus owner go far beyond the intrinsic pleasure of driving the vehicle. From the moment you're handed the keys, you'll also be welcomed to the Lexus Encore Privileges programme[†] – a range of exclusive initiatives that reaffirm our ongoing pursuit of perfection.

It all means you'll enter a world of benefits that extends to every corner of life. A world where everything's just that much easier, and works that much more seamlessly. And a world where, should trouble ever find you, you can always find a helping hand.

Take our After Sales Service as an example. Both our technology and our technicians are at the forefront of automotive innovation. And our profound understanding of every single component of your Lexus means we can do more to ensure it's a pleasure to drive today, and in the long run.

It's a world you've always belonged in.
A privilege unique to Lexus drivers.

Silver service

Every aspect of your Lexus is built around your comfort and convenience, so it's fitting that when it's ready for a service, we'll come and pick it up from you, and provide you with a complimentary loan car while we're inspecting. Plus, when we return your Lexus, it will have received a complimentary wash and interior vacuum.

Experience Lexus outside your vehicle

We're constantly striving to enhance the Lexus ownership experience. It's what we're known for. Our luxury events will be the perfect way to experience the Lexus lifestyle and network with other owners. Tickets may be limited, so be quick to secure your place.

Peace of mind

Wherever you are and whatever you're doing, you can relax. Because with our Encore Privileges programme, you have the 24-hour support of Lexus Drive Care. We'll look after your car and, just as importantly, we'll look after you and your passengers.

Well read

You can stay abreast of all things Lexus from the comfort of your own home, with our Lexus Magazine delivered right to your door. It'll keep you updated on all aspects of luxury living. And covers everything you need to know about the cars that are leading the world.

[†] Terms and Conditions apply.
See lexus.com.au/services/benefits/ for details



New Vehicle Warranty expires four years from date of first delivery or 100,000kms, whichever occurs first. Refer to the warranty conditions. The New Vehicle Warranty does not limit and may not necessarily exceed your rights under the Competition and Consumer Act 2010.

The HV (Hybrid) Battery Warranty expires eight years from date of first delivery or 160,000kms, whichever occurs first. The warranty is comprised of the three year Lexus New Vehicle Warranty and an additional five year Lexus Australia Hybrid (HV) Battery Warranty. Refer to the warranty conditions. The warranty does not limit and may not necessarily exceed your rights under the Competition and Consumer Act 2010.

THIS BOOK IS PRINTED ON GREEN PAPER.

The Lexus book you are reading has been produced using HannoArt Satin. A premium coated paper representing a level of craftsmanship that is without peer. This environmentally responsible paper is manufactured using low environmental impact FSC® certified pulp and is certified carbon neutral by The Carbon Reduction Institute.* Sappi, the manufacturers of HannoArt, place high importance on delivering an environmental and sustainable operation. They operate under world's best practice ISO 14001 EMS and EMAS certification and eliminate harmful by-products by using Totally Chlorine Free (TCF) pulp. HannoArt is archival, so like our vehicles it's made to stand the test of time.

As a company that strives to lessen its impact on the environment in every way possible, Lexus believes that choosing our paper wisely is one more step we can take in preserving our planet.



- (1) Current navigation mapping database encompasses major capital and primary national road networks as well as offering some coverage in regional areas.
- (2) Pre-Collision Safety System (PCS) is a driver assist technology and should not be used as a substitute for safe driving practices. Driver should continue to monitor the road.
- (3) Active Cruise Control (ACC) is a driver assist technology and should not be used as a substitute for safe driving practices. Driver should continue to monitor the road.
- (4) The Bluetooth® word mark is owned by The Bluetooth SIG, Inc. Not all devices will be compatible and functionality will vary depending on the device.
- (5) Automatic High Beam (AHB) is a driver assist device only and should not be used as a substitute for safe driving practices. Automatic High Beam is not available on GS 250 and GS 300h Luxury models. Available as an optional Enhancement Pack on GS 250 and GS 300h F Sport models. Fitted as standard on all other models.
- (6) Reversing Camera/Driver Fatigue/Blind Spot Monitor (BSM)/Rear Guide Assist (RGA) is designed as a driver assist device only and should not be used as a substitute for skilled driving (and/or safe parking practices). The area into which the vehicle is to be driven must be visually monitored by the driver.
- (7) A power operated moonroof is available as an optional Enhancement Pack on GS 250 and GS 300h Luxury models as well as GS 250 and GS 300h F Sport models. Fitted as standard on all other models.
- (8) 'SPORT+' mode and Adaptive Variable Suspension (AVS) not available on GS 250 and GS 300h Luxury models. Standard on all other models.
- (9) Gross Vehicle Mass (GVM) is the total permissible combined weight of the vehicle, including occupants, fuel and cargo.
- (10) Kerb, tare and payload weights and nominal and will vary depending on options and accessories.
- (11) Digital radio station coverage dependent on vehicle location.
- (12) iPod® is a trademark of Apple, Inc. Not all devices will be compatible. Functionality varies depending on device.
- (13) Towing capacity is subject to regulatory requirements, towbar and vehicle design and towing equipment limitations.
- (14) Hill-start Assist Control (HAC) is not available on GS 300h Sport Luxury, GS 300h F Sport or GS 450h models.
- (15) Lane Keeping Assist is fitted as standard on all Sports Luxury models and available as an optional Enhancement Pack on GS 350 and GS 450h F Sport models. Not available on all other models.
- (16) 12.3" Multimedia screen is fitted as standard on all Sports Luxury models and available as an optional Enhancement Pack on GS 350 and GS 450h F Sport models. Not available on all other models.
- (17) Millimetre wave radar sensor not available on GS 250 and GS 300h Luxury models. Available as an optional Enhancement Pack on GS 250 and GS 300h F Sport models. Fitted as standard on all other models.
- (18) LED Low and High beam headlights are fitted as standard on GS 300h and GS 450h Sports Luxury models and available as an optional Enhancement Pack on the GS 450 F Sport. Not available on all other models.

^ Calculations encompass carbon emissions from seedling to printer. For full details please visit www.kwdoggett.com.au

IMPORTANT NOTICE – please read: Lexus Australia uses its best endeavours to ensure this material is correct when published. You must check with your authorised Lexus dealer when ordering to ensure the vehicle with your chosen specifications, equipment and colour is available and that the vehicle can be delivered within the timeframe suitable to you. When ordering accessories, you must check with your authorised Lexus dealer to ensure the accessory's design, features and colours are available and will fit your vehicle. Please also consider the mass of your load to ensure you will not exceed the maximum allowable individual axle capacity, Gross Vehicle Mass and/or Gross Combined Mass of the vehicle. Refer to lexus.com.au for further details. Colours displayed here are a guide only and may vary from actual colours due to printing/display processes. Certain accessories when fitted will require the removal of standard equipment. Standard equipment may be retained by Lexus Australia. Lexus Australia reserves the right to change, without notice, at any time prices, colours, materials, equipment, specifications and discontinue colours/models. To the extent permitted by law, Lexus Australia will not be liable for any damage, loss or expense incurred as a result of reliance on this material in any way. Distributed nationally by Lexus Australia ABN 64 009 686 097, 155 Bertie St, Port Melbourne 3207. PART NUMBER: LXGS1113. VALID: L2986-3. PRINTED: NOVEMBER 2013. GLX872.

To learn more about the GS Line contact your Lexus Dealer on 1800 023 009 or visit lexus.com.au



 LEXUS