

IS Line



 LEXUS



INSPIRED BY PASSION.
FOCUSED
ON PERFECTION.

You feel it as you run your fingers across finely stitched leather accents. You sense it as your foot nudges the throttle and instantly the vehicle responds.

Passion is an emotion that inspires a unique team of designers and engineers at Lexus. To this handpicked group of individuals, creating unique vehicles isn't simply their day job, it's a lifelong obsession.

As we look into the minds of such individuals, the passionate soul of Lexus is revealed. Until now, little has been said of the designers and engineers who seek out extreme adventures along rocky alpine trails, up sand hills and down forest tracks.

At the same time, Lexus cannot ignore its Japanese heritage; here is a nation which is repeatedly resetting

standards in fields as diverse as computer systems, entertainment consoles, even fashion and architecture. Innovation in modern Japanese industry is typically accompanied by utmost reliability, a rare feat in a world where experimentation frequently raises doubts as much as it raises standards.

Yet amid this high technology you'll discover the unmistakable influences of ancient Japanese traditions in today's Lexus vehicles. The artistry that for centuries has created intricate origami and soft watercolour paintings, extends today into finely stitched leatherwork and handcrafted woodwork.

As you look beneath the gloss and glamour, you'll discover engineering that reflects an overriding quest for precision and perfection.

Such precision emanates from the guiding hands of an elite group of individuals known as 'Takumi', the Japanese word for 'master craftsman', whose finely honed skills have been handed down from one generation to the next.

Lexus has appointed 10 of these elite individuals to oversee specific engineering disciplines. Each is supported by 40 Assistant Masters empowered with

ensuring high production standards are maintained. Through practices like these, impeccable standards of precision and craftsmanship are firmly entrenched into the Lexus DNA.

While Lexus has repeatedly surpassed technical standards, now it is raising heart rates as well. For as much as Lexus engineers seek to explore the outer regions of engineering innovation, the drivers of such vehicles seek to venture off into distant terrains in consummate style, comfort and luxury.

The future direction of Lexus has arrived.



Overseas IS 250 Sports Luxury model shown



DESIGN THAT
ELEVATES DESIRE.

IS 250 F Sport model shown with optional moonroof

When the IS 250 first launched, it didn't just make an enduring mark on the sport sedan category - it laid down a marker against which all others would be measured.

Launched back in 2005, the IS 250 was promptly crowned 'Best Prestige Car' in Australia's Best Car Awards for 2006 and 2007. There are three grades in the IS 250 range, each one tailored to suit a specific driver, with exacting standards.

This IS harmony

Never has our uniquely Lexus design language - L-finesse - been more evident than in the IS. It's a beacon of simple artistry, that's anything but simple to achieve. Inspired by the balance between the man-made and the natural, it can only be attained through a constantly, unwavering, persistent Pursuit of Perfection.

Designed with style

From the outside, every one of the vehicles in the IS Line is breathtaking. It's immediately apparent that these are vehicles designed with intent and built to be enjoyed.

Take the dynamic design of the front grille and lower grille air intakes. Coupled with aggressive fog light surrounds, they give the impression of speed even when the vehicle is standing still. Once in motion, LED Daytime Running Lights** neatly rim the headlamp units and assert a distinctive on-road presence. Their gleam is complemented by the rich lustre of a painstakingly hand-sanded paint coating which highlights the body design's complex curves and simplistic, flowing lines.

Driven with enjoyment

Inside you'll notice that this vehicle has been designed by engineers who truly understand driving. The instruments and controls are neatly laid out within easy reach so you almost intuitively know where to place your hands. Lighting your path, powerful auto-levelling High Intensity Discharge Xenon low beams** pierce the darkness with an intense white light. Beneath you, semi aniline leather accents** and neater stitching make you feel like you are sitting in the very lap of luxury. Lexus' quest to achieve the impossible has changed the sports sedan and there's no going back.

** Not available on all grades. See specification sheet for grade availability.

INNOVATION INSPIRES THE MIND.



Sports Luxury model shown



Sports Luxury model shown



Sports Luxury model shown



Sports Luxury model shown

When you drive a vehicle in the IS Line, everywhere you look, you find innovation. And it starts the moment you start the engine, and look straight ahead.

Out and out innovation

Optitron instruments light up the cabin, with high-visibility symbols including a tachometer display that changes colour according to the engine's RPM. In the Multi Information Display (MID), you can even switch particular pieces of information on or off - so you only get alerted to the things you find important.

Looking behind you has never been so easy, either. The Rear View Camera (RVC)⁽⁹⁾ in the IS shows you exactly

what's behind you, and Rear Guide Assist (RGA)⁽⁷⁾ gives you colour coded guidelines to help you judge distances - for completely stress-free reverse parking.

And as for looking ahead - the IS has that covered too, thanks to the HDD Satellite Navigation System⁽¹⁾. With brilliantly clear electronic maps displayed on the LCD Display, and spoken commands directing you to your destination - you'll always know where you're heading.



Hands-free driving

Now there's no need to miss an important conversation, just because you're driving. Our inbuilt Bluetooth^{TM(2)} system allows you to easily make and receive calls. Operated through the LCD Display, the steering wheel mounted switches, or through voice commands, our Bluetooth^{TM(2)} system channels the sound through the audio system's speakers - for extra clear communication, with no hands.

Every drive is supersonic

Whether you love music, or you just love being able to hear yourself think - you're sure to love the sound of this. Lexus engineers have made the interior of the IS quieter than ever before - so stepping into your Lexus means stepping into a cocoon of quiet.

It is an oasis that allows for the very finest audio acoustics. The perfect conditions for the 13 speaker audio system** of the IS 250 Prestige - featuring

an in-dash CD changer, with MP3/WMA compatibility and USB connection.⁽¹⁰⁾

Available in certain models, an exclusive speaker system integrates up to 14 precisely placed speakers** to optimise the sound for your particular cabin - for true audiophile sound quality. Designed by one of the world's most respected stereo designers, Mark Levinson - it takes in-vehicle audio somewhere it's never been before.

** Not available on all grades. See specification sheet for grade availability.



THE WARM EMBRACE OF SAFETY.

There's one luxury that's all too easy to overlook - the freedom from having to worry about what's around the next corner. But it's a luxury we've spent countless hours working towards perfecting. So you can be confident that every time you get behind the wheel, you have some of the best safety technology in the world behind you.

The IS Line's state-of-the-art safety system begins with eight carefully positioned SRS airbags (six in the IS 250C) - protecting you and your passengers from both front and side impact. Reacting instantaneously to collision, they sense the intensity of the impact, and even the seat position of the driver, to optimise their shielding capacity.

Avoidance tactics

When you think about passenger safety as much as we do, you know that the best accident protection is to avoid the accident in the first place. And so we've dedicated ourselves to creating a suite of technological safety advancements that kick in well before airbags are ever deployed.

Traction Control

Whatever surface you come across, Traction Control will ensure you always have a firm grip on the road. Automatically detecting when one or more of the wheels loses traction, the skid control computer instantly regulates the wheel spin - so you stay in control.

Pre-Collision safety System⁽⁴⁾

Certain IS models are fitted with PCS⁽⁴⁾ - a revolutionary accident prevention technology that senses objects and vehicles ahead of you. PCS determines if a collision is likely, and pre-arms Brake Assist and seatbelt pretensioners, to minimise the impact. If the driver does not respond and a collision becomes unavoidable, the system automatically applies the Pre-Collision Braking (PCB).

Vehicle Stability Control

You'll corner more precisely, and more safely, with Vehicle Stability Control. Automatically reading your intended line through a corner, it integrates the Electronic Power Steering, ABS, Traction Control and the throttle, to give you total control - even on slippery surfaces.

Active Cruise Control⁽⁵⁾

The same radar used in the Pre-Collision safety System (PCS)⁽⁴⁾ is also used to take Cruise Control to the next level. Constantly monitoring the distance between your vehicle and the one in front, ACC⁽⁵⁾ controls the throttle and braking to slow you to the speed of a vehicle pulling in front during Cruise Control, and restores your speed when it moves away again.

Brake Assist

Any time you hit the brakes suddenly, Brake Assist will automatically supplement brake force - so you get the maximum braking performance, when you really need it.

Rear View Camera⁽³⁾

Looking behind is as simple as selecting reverse, as the Rear View Camera (RVC)⁽³⁾ in selected models relays images of what lies immediately behind you to the LCD display. Leaving nothing to chance, Rear Guide Assist (RGA)⁽⁷⁾ provides guidance indicators to help you judge distances.

Lights that help others see you

To make you more visible to others, especially at dawn and dusk, LED Daytime Running Lights (DRL)** neatly integrated into the headlamp units activate the moment the engine is running.

Parking simplicity

For stress free manoeuvring in tight spots, selected IS models are equipped with Clearance and Reversing Sonars. The system utilises sensors on the front and rear bumpers, and audio alarms to inform you of clearances from other objects and vehicles.

IS F.





RACETRACK INSPIRED
TO MAKE THE
HEART RACE.

Many people's interpretation of luxury involves a racing pulse. That's why Lexus have taken the sports sedan and pushed it to the limits of high-performance driving.

Comfortably in first

The Lexus IS F is a vehicle built for the road, but with the same invigorating thrill as leading track cars. It means that no matter where you are going, you are guaranteed the ultimate in on-road enjoyment.

Faster, Finer, Freer

The Fuji International Speedway lies at the foothills of Mount Fuji, Japan. It has been home to the longest straight in the Formula One world championship, and boasts 16 demanding bends where extremely high speeds can be achieved. And it's here, on these very tracks, that a group of motorsport enthusiasts perfected the ultra high performance, IS F.

Based on our award-winning IS 250 sport sedan, the IS F is powered by a 5-litre V8 engine and backed by the world's first 8-speed Sports Direct Shift (SPDS) transmission, race tuned suspension and high performance brakes. This is a vehicle that delivers the ultimate in exhilarating rides. This is also a Lexus. That means it's luxuriously appointed and intuitively designed. Because for us, the ultimate performance only comes from achieving a harmonious balance between vigour and finesse.

- 5L V8 with 311kW and 505Nm of torque
- 8-speed sequential auto with Sports Direct Shift and paddle shift
- Sporty 19" polished alloy wheels
- Sports front seats, for comfort and performance
- Daytime Running Lights (DRL)
- HDD Satellite Navigation System

IS 350.



IS 350.



IS 350 Prestige.

A reflection of the calming persona of the engineers who designed it, this vehicle typifies refined power.

- 3.5L V6 with 233kW and 378Nm of torque
- Headlight cleaners
- Smooth leather accented Interior
- LED Daytime Running Lights (DRL)
- Front seat heaters
- 6-speed sequential automatic
- Vehicle Dynamics Integrated Management (VDIM)
- HDD Satellite Navigation System⁽¹⁾

IS 350 F Sport.

Further energised with crisper handling and an exterior styling package that announces its sporting intentions.

- IS F front spoiler, grilles and rear spoiler
- F Sport badging on front fenders
- 18" alloy wheels
- Sports pedals and sports suspension
- Rain sensing wipers
- IS F style front seats with driver's seat memory
- IS F style steering wheel

IS 350 Sports Luxury.

This is an intelligent, serene approach to dynamic driving performance, uncovered during our unerring pursuit of the ultimate driving performance.

- 18" alloy wheels
- Smart Key Card
- Pre-Collision safety System (PCS)⁽⁴⁾ with Pre-Collision Braking (PCB)⁽⁶⁾
- Driver's seat memory
- Active Cruise Control (ACC)⁽⁵⁾
- Rain-sensing wipers
- Heated/Ventilated front seats

IS 250.



IS 250.



IS 250 Prestige.

As you'd expect from Lexus, what others call extras, we call standard. Both inside and out, Lexus refinement and our unique L-finesse design language have produced a vehicle that defines stylish comfort.

- A potent 153kW 2.5L V6 engine
- 6-speed sequential auto with paddle shift
- Luxurious leather accented interior
- Power adjusted heated front seats, electric windows and climate control
- 13 Speaker audio system with USB and Bluetooth™ connection⁽¹⁰⁾
- Improved safety with Vehicle Dynamics Integrated Management (VDIM), and eight SRS airbags

IS 250 F Sport.

Performance with poise thanks to crisper handling dynamics and exterior styling reflecting the race-bred IS F.

- LED Daytime Running Lights (DRL)
- IS F front and rear spoilers
- IS F front grilles
- F Sport badging on front fenders
- Sports pedals and sports suspension
- HDD Satellite Navigation⁽¹⁾ provides pin-point accuracy while inbuilt Bluetooth™⁽²⁾ keeps you in touch
- 14 Speaker Mark Levinson DVD/CD audio system with USB connection⁽¹⁰⁾
- Electrochromatic mirrors reduce glare, while the Rear View Camera (RVC)⁽³⁾ with Rear Guide Assist (RGA)⁽⁷⁾ makes parking easier

IS 250 Sports Luxury.

The comfort, performance and safety of this opulent vehicle have all been enhanced even further. With 18" alloy wheels, LED Daytime Running Lights (DRL) and Pre-Collision safety System (PCS) with Pre-Collision Braking (PCB)⁽⁶⁾ this is a glimpse of the future.

- 14 Speaker Mark Levinson DVD/CD audio system with USB connection⁽¹⁰⁾
- HDD Satellite Navigation⁽¹⁾ provides pin-point accuracy while inbuilt Bluetooth™⁽²⁾ keeps you in touch
- Front driver's seat has three-position memory, making the ultimate in comfort even more convenient
- Electrochromatic mirrors reduce glare, while the Rear View Camera (RVC)⁽³⁾ with Rear Guide Assist (RGA)⁽⁷⁾ makes parking easier

IS 250C.



IS 250C F Sport model shown

The IS 250C is an elegant and liberating Coupe Convertible. At the touch of a single button, you'll not just open up the roof, you'll also open up an entirely new world of sports coupe refinement.

This sophisticatedly designed body could only have been conceived by someone who truly understands what luxury looks like. Someone with unparalleled vision and an unswerving desire to create perfection.

Even with the roof down, our trademark aerodynamic design ensures you feel nothing but the serenity you expect from a Lexus.

The convertible IS 250C is available in three grades, which means that Lexus have the vehicle to fulfil whatever luxury, in a sports coupe, means to you.

THE WIND IN YOUR HAIR TAKES YOUR BREATH AWAY.



IS 250C Prestige.

With the kind of luxury reserved for those who know how to enjoy it, this vehicle makes you feel like you've arrived, before you even start the ignition.

- 2.5L V6 with 153kW and 252Nm of torque
- 8 Speaker premium audio
- Smooth leather accented interior
- Heated front seats
- 6-speed sequential auto with paddle shift
- Climate Control Air Conditioning
- Self-dimming exterior mirrors
- Electric retractable exterior mirrors
- LCD Display
- HDD Satellite Navigation⁽¹⁾ with Bluetooth^{TM(2)}

IS 250C F Sport.

A spirited sports coupe with crisper handling and a performance inspired exterior styling package.

- IS F front spoiler, grilles and rear spoiler
- F Sport badging on front fenders
- Daytime Running Lights (DRL)[#]
- Self-dimming exterior mirrors
- 18" alloy wheels
- 8 Speaker premium audio

IS 250C Sports Luxury.


Immerse yourself in luxury with superb levels of comfort, future-focused driving technology and the performance to make every journey a joy.

- Smart Key Card
- 12 Speaker Mark Levinson audio
- Rain-sensing wipers
- Self-dimming exterior mirrors with memory
- Choice of seven interior trim combinations


IS 250C Sports Luxury model shown

IS EXTERIOR COLOURS – INTERIOR TRIMS.


IS F EXTERIOR COLOURS



IS 350 / IS 250 EXTERIOR COLOURS



IS 250C EXTERIOR COLOURS




IS F INTERIOR TRIMS



IS 350 / IS 250 INTERIOR TRIMS



IS 250C INTERIOR TRIMS



Colours and trims displayed here are a guide only and may vary from actual colours due to printing/display process. Please see your Lexus Dealer to confirm colour/trim/model availability when ordering your vehicle.

IS F SPECIFICATIONS.

	IS F	IS F				
EXTERIOR	Length ⁽¹⁾ (mm)	4660	IS F ADVANCED FEATURES	Vehicle Dynamics Integrated Management (VDIM)	•	
	Width ⁽¹⁾ (mm)	1815		Active Cruise Control (ACC)	•	
	Height ⁽¹⁾ (mm)	1415		Pre-Collision safety System (PCS)	•	
	Wheelbase ⁽¹⁾ (mm)	2730		Pre-Collision Braking (PCB)	•	
	Front Track ⁽¹⁾ (mm)	1560		8 SRS Airbags	•	
	Rear Track ⁽¹⁾ (mm)	1530 (1520 with Enhancement Pack)		Rear View Camera (RVC) ⁽³⁾ with Rear Guide Assist (RGA) ⁽²⁾	•	
WEIGHTS AND CAPACITIES	Kerb Weight ⁽⁶⁾ (kg)	1700		Clearance & Reversing Sonars	•	
	Gross Vehicle Mass ⁽⁶⁾ (kg)	2120		Moonroof	•	
	Seating Capacity	4		Heated Front Seats	•	
	Luggage Capacity (L)	378		Power Adjustable Front Seats with Memory	•	
	Fuel Tank Capacity (L)	64		Clear Air Filter with Pollen Removal Mode	•	
BODY	Body Construction	Monocoque		Smart Entry/Push Button Start	•	
	Body Type	4D Sedan		HDD Satellite Navigation System	•	
ENGINE	Engine Type	Petrol		Bluetooth™ Compatibility ⁽²⁾	•	
	Engine Capacity (cc)	4969	14 Speaker Mark Levinson Audio with USB Connection	•		
	Engine Code Name	2UR-GSE	Single CD/DVD Disc	•		
	Engine Description	V8	19" Alloy Wheels	•		
	Maximum Power	311kW @ 6600rpm	MP3/WMA Compatibility	•		
	Maximum Torque	505Nm @ 5200rpm	Daytime Running Lights (DRL) [#]	•		
	Fuel Economy ⁽⁹⁾ (L/100km)	11.4 (Combined)				
	Carbon Dioxide (g/km)	270				
	PERFORMANCE	Driven Wheels	Rear	IS F ENHANCEMENT PACKAGE	19" Alloy Wheels	
		Transmission Description	8-speed Sport Direct Shift automatic, electronically controlled with lock-up torque converter and paddle shift			
STEERING	Steering Type	Rack and pinion				
	Steering Operation	Power assisted. Electric DC motor				
	Turning Circle at Kerb (m)	10.2				
BRAKES	Front/Rear Brakes	Cross-drilled and ventilated discs				
	Front Calipers	6 piston, Brembo aluminium				
	Rear Calipers	2 piston, Brembo aluminium				
	Anti-skid Brakes (ABS) with Brake Assist (BA) & Electronic Brakeforce Distribution (EBD)	STD				
	Traction Control (TRC)	STD				
SUSPENSION	Vehicle Stability Control (VSC)	STD				
	Front Suspension	Independent, double wishbone type, upper A-arm, lower L-arm, coil springs, monotube gas dampers and ball joint mounted hollow anti-roll bar				
	Rear Suspension	Independent, multi-link type, with castor locating rod, coil springs, monotube gas dampers and ball joint mounted anti-roll bar				
TYRES AND RIMS	Front Tyre Size	225/40 R19				
	Rear Tyre Size	255/35 R19				
	Front Rim Size	19 x 8.5 (19 x 8 with Enhancement Pack)				
	Rear Rim Size	19 x 9.5 (19 x 9 with Enhancement Pack)				
	Rim Type	Alloy Spare wheel: steel space saver				

IS 350 SPECIFICATIONS.

	IS 350 PRESTIGE	IS 350 F SPORT	IS 350 SPORTS LUXURY	
EXTERIOR	Length ⁽¹⁾ (mm)	4585	4585	
	Width ⁽¹⁾ (mm)	1800	1800	
	Height ⁽¹⁾ (mm)	1425	1425	
	Wheelbase ⁽¹⁾ (mm)	2730	2730	
	Front Track ⁽¹⁾ (mm)	1535	1535	
	Rear Track ⁽¹⁾ (mm)	1535	1525	
WEIGHT AND CAPACITIES	Kerb Weight ⁽⁶⁾ (kg)	1645	1645	
	Gross Vehicle Mass ⁽⁶⁾ (kg)	2065	20650	
	Seating Capacity	5	5	
	Luggage Capacity (L) VDA	398	398	
	Fuel Tank Capacity (L)	65	65	
BODY	Body Construction	Monocoque	Monocoque	
	Body Type	4D Sedan	4D Sedan	
ENGINE	Engine Type	Petrol	Petrol	
	Engine Capacity (cc)	3456	3456	
	Engine Code Name	2GR-FSE	2GR-FSE	
	Engine Description	Six cylinders, V-formation, 24-valve, DOHC, four valves per cylinder and alloy cylinder block	Six cylinders, V-formation, 24-valve, DOHC, four valves per cylinder and alloy cylinder block	
	Maximum Power	233kW @ 6400rpm	233kW @ 6400rpm	
	Maximum Torque	378Nm @ 4800rpm	378Nm @ 4800rpm	
	Fuel Economy ⁽⁹⁾ (L/100km)	9.4	9.4	
	Carbon Dioxide (g/km)	223	223	
	PERFORMANCE	Driven Wheels	Rear	Rear
		Transmission Description	Six speed automatic sequential shift, electronically controlled with lock-up torque converter	Six speed automatic sequential shift, electronically controlled with lock-up torque converter
STEERING	Steering Type	Rack & Pinion	Rack & Pinion	
	Steering Operation	Power assisted. Electric DC motor	Power assisted. Electric DC motor	
	Turning Circle at Kerb (m)	10.4	10.4	
BRAKES	Front Brakes	Ventilated Discs	Ventilated Discs	
	Rear Brakes	Ventilated Discs	Ventilated Discs	
	Anti-Skid Braking System (ABS) with Brake Assist (BA) & Electronic Brakeforce Distribution (EBD)	STD	STD	
	Traction Control (TRC)	STD	STD	
	Vehicle Stability Control (VSC)	STD	STD	
SUSPENSION	Front Suspension	Independent, double wishbone type, upper A-arm, lower L-arm, coil springs, gas dampers and ball joint mounted anti-roll bar	Sports tuned Independent, double wishbone type, upper A-arm, lower L-arm, coil springs, gas dampers and ball joint mounted anti-roll bar	
	Rear Suspension	Independent, multi-link type, with castor locating rod, coil springs, gas dampers and ball joint mounted anti-roll bar	Sports tuned Independent, multi-link type, with castor locating rod, coil springs, gas dampers and ball joint mounted anti-roll bar	
TYRES & RIMS	Front Tyre Size	225/45 R17	225/40 R18	
	Rear Tyre Size	245/45 R17	255/40 R18	
	Front/Rear Rim Size	17 x 8	18 x 8/18 x 8.5	
	Rim Type	Alloy (4) Spare wheel: steel space saver	Alloy (4) Spare wheel: steel space saver	
IS 350 ADVANCED FEATURES	Vehicle Dynamics Integrated Management (VDIM)	•	•	
	Active Cruise Control (ACC) ⁽⁵⁾	-	•	
	Pre-Collision safety System (PCS) ⁽⁴⁾	-	•	
	Pre-Collision Braking (PCB) ⁽⁴⁾	-	•	
	8 SRS Airbags	•	•	
	Rear View Camera (RVC) ⁽³⁾ with Rear Guide Assist (RGA) ⁽⁷⁾	•	•	
	Clearance and Reversing Sonars	-	•	
	Moonroof	Optional***	Optional	
	Power Adjustable Front Seats	•	•	
	Clear Air Filter	•	•	

	IS 350 PRESTIGE	IS 350 F SPORT	IS 350 SPORTS LUXURY
IS 350 ADVANCED FEATURES (cont.)	HDD Satellite Navigation System	•	•
	Bluetooth™ Compatibility ⁽²⁾	•	•
	13 Speaker Premium Audio with USB connection ⁽¹⁰⁾	•	-
	14 Speaker Mark Levinson Audio with USB connection ⁽¹⁰⁾	-	•
	Single CD/DVD Disc	•	•
	MP3/WMA Compatibility	•	•
	Heated / Ventilated Front Seats	Optional***	-
	Heated Front Seats	•	•
	17" Alloy Wheels	•	-
	18" Alloy Wheels	-	•
	Smooth Leather Accented Interior	•	-
	Semi-aniline Leather Accented Interior	-	•
	Dual Front Zone Climate Control Air Conditioning	•	•
	Smart Entry / Push Button Start	•	•
	Smart Key Card	-	-
Rain Sensing Wipers	-	•	
Electric Folding Side Mirrors with Heater	•	•	
Daytime Running Lights (DRL)	•	•	
IS 350 PRESTIGE ENHANCEMENT PACKAGE	Moonroof, Heated / Ventilated Front Seats		

***Option on IS 350 Prestige Enhancement Package

IS 250 SPECIFICATIONS.

	IS 250 PRESTIGE	IS 250 F SPORT	IS 250 SPORTS LUXURY	
EXTERIOR	Length ⁽¹⁾ (mm)	4585	4585	
	Width ⁽¹⁾ (mm)	1800	1800	
	Height ⁽¹⁾ (mm)	1425	1425	
	Wheelbase ⁽¹⁾ (mm)	2730	2730	
	Front Track ⁽¹⁾ (mm)	1535	1535	
	Rear Track ⁽¹⁾ (mm)	1535	1525	
WEIGHT AND CAPACITIES	Kerb Weight ⁽⁸⁾ (kg)	1620	1620	
	Gross Vehicle Mass ⁽⁸⁾ (kg)	2045	2045	
	Seating Capacity	5	5	
	Luggage Capacity (L) VDA	398	398	
	Fuel Tank Capacity (L)	65	65	
	BODY	Body Construction	Monocoque	Monocoque
Body Type		4D Sedan	4D Sedan	
ENGINE	Engine Type	Petrol	Petrol	
	Engine Capacity (cc)	2500	2500	
	Engine Code Name	4GR-FSE	4GR-FSE	
	Engine Description	Six cylinders, V-formation, 24-valve, DOHC, four valves per cylinder and alloy cylinder block	Six cylinders, V-formation, 24-valve, DOHC, four valves per cylinder and alloy cylinder block	Six cylinders, V-formation, 24-valve, DOHC, four valves per cylinder and alloy cylinder block
	Maximum Power	153kW @ 6400rpm	153kW @ 6400rpm	153kW @ 6400rpm
	Maximum Torque	252Nm @ 4800rpm	252Nm @ 4800rpm	252Nm @ 4800rpm
	Fuel Economy ⁽⁹⁾ (L/100km)	9.1	9.1	9.1
	Carbon Dioxide (g/km)	214	214	214
	PERFORMANCE	Driven Wheels	Rear	Rear
		Transmission Description	Six speed automatic sequential shift, electronically controlled with lock-up torque converter	Six speed automatic sequential shift, electronically controlled with lock-up torque converter
STEERING	Steering Type	Rack & Pinion	Rack & Pinion	
	Steering Operation	Power assisted. Electric DC motor	Power assisted. Electric DC motor	
	Turning Circle at Kerb (m)	10.4	10.4	
BRAKES	Front Brakes	Ventilated Discs	Ventilated Discs	
	Rear Brakes	Solid Disc	Ventilated Discs	
	Anti-Skid Braking System (ABS) with Brake Assist (BA) & Electronic Brakeforce Distribution (EBD)	STD	STD	
	Traction Control (TRC)	STD	STD	
	Vehicle Stability Control (VSC)	STD	STD	
SUSPENSION	Front Suspension	Independent, double wishbone type, upper A-arm, lower L-arm, coil springs, gas dampers and ball joint mounted anti-roll bar	Sports tuned Independent, double wishbone type, upper A-arm, lower L-arm, coil springs, gas dampers and ball joint mounted anti-roll bar	
	Rear Suspension	Independent, multi-link type, with castor locating rod, coil springs, gas dampers and ball joint mounted anti-roll bar	Sports tuned Independent, multi-link type, with castor locating rod, coil springs, gas dampers and ball joint mounted anti-roll bar	
TYRES & RIMS	Front Tyre Size	225/45 R17	225/40 R18	
	Rear Tyre Size	245/45 R17	255/40 R18	
	Front/Rear Rim Size	17 x 8	18 x 8/ 18 x 8.5	
	Rim Type	Alloy (4) Spare wheel: steel space saver	Alloy (4) Spare wheel: steel space saver	
IS 250 ADVANCED FEATURES	Vehicle Dynamics Integrated Management (VDIM)	•	•	
	Active Cruise Control (ACC) ⁽⁵⁾	-	•	
	Pre-Collision safety System (PCS) ⁽⁴⁾	-	•	
	Pre-Collision Braking (PCB) ⁽⁶⁾	-	•	
	8 SRS Airbags	•	•	
	Rear View Camera (RVC) ⁽³⁾ with Rear Guide Assist (RGA) ⁽⁷⁾	Optional***	•	
	Clearance and Reversing Sonars	-	•	
	Moonroof	Optional***	Option to remove	
	Power Adjustable Front Seats	•	•	
	Clear Air Filter	•	•	
	Smart Entry/Push Button Start	•	•	
	HDD Satellite Navigation System ⁽¹⁾	Optional***	•	
	Bluetooth™ Compatibility ⁽²⁾	•	•	

	IS 250 PRESTIGE	IS 250 F SPORT	IS 250 SPORTS LUXURY
IS 250 ADVANCED FEATURES (cont.)	13 Speaker Premium Audio with USB connection ⁽¹⁰⁾	•	-
	14 Speaker Mark Levinson Audio with USB connection ⁽¹⁰⁾	-	•
	Single CD/DVD Disc	•	•
	MP3/WMA Compatibility	•	•
	Heated Front Seats	•	•
	Heated / Ventilated Front Seats	Optional***	-
	17" Alloy Wheels	•	-
	18" Alloy Wheels	-	•
	Smooth Leather Accented Interior	•	-
	Semi-aniline Leather Accented Interior	-	•
	Dual Front Zone Climate Control Air Conditioning	•	•
	Smart Key Card	-	-
	Rain Sensing Wipers	-	•
	Electric Folding Side Mirrors with Heater	•	•
	Daytime Running Lights (DRL)	-	•
IS 250 PRESTIGE OPTION / ENHANCEMENT PACKAGES	ENHANCEMENT PACKAGE 1	Moonroof	
	ENHANCEMENT PACKAGE 2	EMV Navigation (includes HDD Satellite Navigation, Rear View Camera (RVC) with Rear Guide Assist (RGA))	
	ENHANCEMENT PACKAGE 3	EMV Navigation (includes HDD Satellite Navigation, Rear View Camera (RVC) with Rear Guide Assist (RGA), Moonroof, Heated / Ventilated Front Seats)	

*** Refer to IS 250 Prestige Option/Enhancement Packages

IS 250C SPECIFICATIONS.

	IS 250C PRESTIGE	IS 250C F SPORT	IS 250C SPORTS LUXURY	
EXTERIOR	Length ⁽¹⁾ (mm)	4635	4635	
	Width ⁽¹⁾ (mm)	1800	1800	
	Height ⁽¹⁾ (mm)	1415	1415	
	Wheelbase ⁽¹⁾ (mm)	2730	2730	
	Front Track ⁽¹⁾ (mm)	1535	1535	
	Rear Track ⁽¹⁾ (mm)	1535	1525	
WEIGHTS AND CAPACITIES	Kerb Weight ⁽⁶⁾ (kg)	1750	1750	
	Gross Vehicle Mass ⁽⁶⁾ (kg)	2075	2075	
	Seating Capacity	4	4	
	Luggage Capacity (L) VDA	391 roof up /109 roof down	391 roof up /109 roof down	391 roof up /109 roof down
	Fuel Tank Capacity (L)	65	65	
BODY	Body Construction	Monocoque	Monocoque	
	Body Type	2D Convertible	2D Convertible	
ENGINE	Engine Type	Petrol	Petrol	
	Engine Capacity (cc)	2500	2500	
	Engine Code Name	4GR-FSE	4GR-FSE	
	Engine Description	Six cylinders, V-formation, 24-valve, DOHC, four valves per cylinder and alloy cylinder block	Six cylinders, V-formation, 24-valve, DOHC, four valves per cylinder and alloy cylinder block	Six cylinders, V-formation, 24-valve, DOHC, four valves per cylinder and alloy cylinder block
	Maximum Power	153kW @ 6400rpm	153kW @ 6400rpm	153kW @ 6400rpm
	Maximum Torque	252Nm @ 4800rpm	252Nm @ 4800rpm	252Nm @ 4800rpm
	Fuel Economy ⁽⁹⁾ (L/100km)	9.3 (Combined)	9.3 (Combined)	9.3 (Combined)
	Carbon Dioxide (g/km)	219	219	219
PERFORMANCE	Driven Wheels	Rear	Rear	
	Transmission Description	Six speed automatic sequential shift, electronically controlled with lock-up torque converter	Six speed automatic sequential shift, electronically controlled with lock-up torque converter	Six speed automatic sequential shift, electronically controlled with lock-up torque converter
STEERING	Steering Type	Rack and pinion	Rack and pinion	
	Steering Operation	Power assisted. Electric DC motor	Power assisted. Electric DC motor	
	Turning Circle at Kerb (m)	10.2	10.2	
BRAKES	Front Brakes	Ventilated Discs	Ventilated Discs	
	Rear Brakes	Ventilated Discs	Ventilated Discs	
	Anti-skid Brakes (ABS) with Brake Assist (BA) and Electronic Brakeforce Distribution (EBD)	STD	STD	
	Traction Control (TRC)	STD	STD	
	Vehicle Stability Control (VSC)	STD	STD	
SUSPENSION	Front Suspension	Independent, double wishbone type, upper A-arm, lower L-arm, coil springs, gas dampers and ball joint mounted anti-roll bar.	Independent, double wishbone type, upper A-arm, lower L-arm, coil springs, gas dampers and ball joint mounted anti-roll bar.	
	Rear Suspension	Independent, multi-link type, with castor locating rod, coil springs, gas dampers and ball joint mounted anti-roll bar.	Independent, multi-link type, with castor locating rod, coil springs, gas dampers and ball joint mounted anti-roll bar.	
TYRES AND RIMS	Front Tyre Size	225/45 R17	225/40 R18	
	Rear Tyre Size	245/45 R17	255/40 R18	
	Front/Rear Rim Size	17 x 8	18 x 8/18 x 8.5	
	Rim Type	Alloy	Alloy	

	IS 250C PRESTIGE	IS 250C F SPORT	IS 250C SPORTS LUXURY
IS 250C RANGE ADVANCED FEATURES	Vehicle Dynamics Integrated Management (VDIM)	•	•
	Active Cruise Control (ACC)	-	Optional***
	Pre-Collision safety System (PCS)	-	Optional***
	Pre-Collision Braking (PCB)	-	Optional***
	Climate Control Air Conditioning	•	•
	Smooth Leather Accented Interior	•	•
	Semi-aniline Leather Accented Interior	-	-
	6 SRS Airbags	•	•
	Clearance and Reversing Sonars	•	•
	Hill Start Assist	•	•
	Smart Entry/Push Button Start	•	•
	HDD Satellite Navigation System	•	•
	Rear View Camera (RVC) ⁽²⁾ with Rear Guide Assist (RGA) ⁽⁷⁾	•	•
	Bluetooth™ Compatibility ⁽²⁾	•	•
	8 Speaker Premium Audio with USB connection ⁽¹⁰⁾	•	•
	12 Speaker Mark Levinson Audio with USB connection ⁽¹⁰⁾	-	Optional***
Single CD/DVD Disc	•	•	
17" Alloy Wheels	•	-	
18" Alloy Wheels	-	•	
MP3/WMA Compatibility	•	•	
Daytime Running Lights (DRL) [#]	-	•	
IS 250C F SPORT OPTION / ENHANCEMENT PACKAGE	ENHANCEMENT PACKAGE 1	Pre-Collision safety System (PCS), Active Cruise Control (ACC), 12 Speaker Mark Levinson Audio with USB connection ⁽¹⁰⁾	

***Option on IS 250C F Sport Enhancement Package



THE BENEFITS OF OWNERSHIP.

The benefits of being a Lexus owner go far beyond the intrinsic pleasure of driving the vehicle. From the moment you're handed the keys, you'll also be welcomed to the Lexus Encore Privileges programme[†] - a range of exclusive initiatives that reaffirm our ongoing pursuit of perfection.

It all means you'll enter a world of benefits that extends to every corner of life. A world where everything's just that much easier, and works that much more seamlessly. And a world where, should trouble ever find you, you can always find a helping hand.

Take our After Sales Service as an example. Both our technology and our technicians are at the forefront of automotive innovation. And our profound understanding of every single component of your Lexus means we can do more to ensure it's a pleasure to drive today, and in the long run.

It's a world you've always belonged in. A privilege unique to Lexus drivers.

Silver service

Every aspect of your Lexus is built around your comfort and convenience, so it's fitting that when it's ready for a service, we'll come and pick it up from you, and provide you with a complimentary loan car while we're inspecting. Plus, when we return your Lexus, it will have received a complimentary wash and interior vacuum.

Experience Lexus outside your vehicle

We're constantly striving to enhance the Lexus ownership experience. It's what we're known for. Our luxury events are the perfect way to experience the Lexus lifestyle and network with other owners. Tickets are limited, so be quick to secure your place.

Peace of mind

Wherever you are and whatever you're doing, you can relax. Because with our Encore Privileges programme, you have the 24-hour support of Lexus Drive Care. We'll look after your car and, just as importantly, we'll look after you and your passengers.

Well read

You can stay abreast of all things Lexus from the comfort of your own home, with our Lexus Magazine delivered right to your door. It'll keep you updated on all aspects of luxury living. And covers everything you need to know about the cars that are leading the world.

[†]Terms and Conditions apply. See lexus.com.au/services/benefits/ for details



New Vehicle Warranty expires 4 years from date of first delivery or 100,000 kms, whichever occurs first. Refer to the warranty conditions. The New Vehicle Warranty does not limit and may not necessarily exceed your rights under the Competition and Consumer Act 2010.

THIS BOOK IS PRINTED ON GREEN PAPER.

The Lexus book you are reading has been produced using HannoArt Satin. A premium coated paper representing a level of craftsmanship that is without peer. This environmentally responsible paper is manufactured using low environmental impact FSC accredited pulp and is certified carbon neutral by The Carbon Reduction Institute.[‡] Sappi, the manufacturers of HannoArt, place high importance on delivering an environmental and sustainable operation. They operate under world's best practice ISO 14001 EMS and EMAS certification and eliminate harmful by-products by using totally chlorine free (TCF) pulp. HannoArt is archival, so like our vehicles it's made to stand the test of time.

As a company that strives to lessen its impact on the environment in every way possible, Lexus believes that choosing our paper wisely is one more step we can take in preserving our planet.



- (1) Current navigation mapping database encompasses major capital and primary national road networks as well as offering some coverage in regional areas. Not available on all grades. See specification sheet for grade availability.
 - (2) The Bluetooth word mark is owned by Bluetooth SIG, Inc. Not all devices will be compatible and functionality will vary depending on the device.
 - (3) The Rear View Camera is designed as a driver assist device only and should not be used as a substitute for skilled driving and safe parking practices. The area into which the vehicle is to be reversed must be visually monitored by the driver while parking. Not available on all grades. See specification sheet for grade availability.
 - (4) PCS is a driver assist technology and should not be used in place of safe driving practices. Driver should continue to monitor road ahead. Not available on all grades. See specification sheet for grade availability.
 - (5) ACC is a driver assist technology and should not be used in place of safe driving practices. Driver should continue to monitor road ahead. Not available on all grades. See specification sheet for grade availability.
 - (6) Pre-Collision Braking (PCB) will not stop the vehicle, but will attempt to slow the vehicle to reduce the severity of the impact. Not available on all grades. See specification sheet for grade availability.
 - (7) Rear Guide Assist is designed as a driver assist device only and should not be used as a substitute for skilled driving and safe parking practices. The area into which the vehicle is to be reversed must be visually monitored by the driver while parking. Not available on all grades. See specification sheet for grade availability.
 - (8) Kerb tare and payload weights are nominal and will vary depending on options and accessories.
 - (9) Fuel consumption will vary depending on driving conditions/style, vehicle conditions and options/accessories. Source of fuel consumption data: ADR81/01 combined (L/100km) for auto models.
 - (10) Not all devices will be compatible and functionality will vary depending on the device.
 - (11) Some vehicle dimension figures are approximate and may vary due to options and accessory fitment.
- * Heated front seats available on IS 250 Prestige and Enhancement Package 1, 2 and F Sport. Heated/ventilated front seats available on IS 250 Enhancement Package 3 and Sports Luxury.
- # DRL not available on IS 250 Prestige and IS 250C Prestige grades.
- ** Not available on all grades. See specification sheet for grade availability.
- ‡ Calculations encompass carbon emissions from seedling to printer. For full details please visit www.kwdogett.com.au

IMPORTANT NOTICE – please read: You must check with your Lexus Dealer when ordering to ensure your vehicle with your chosen specifications is available and that the vehicle can be delivered within a timeframe which is suitable to you. Lexus Australia has used reasonable endeavours to ensure this material is correct at the time of publication. However, because the availability of vehicles with certain specifications, equipment and colours may vary from time to time, you should not rely on this material but should contact your Lexus Dealer to confirm that this material is up to date. Lexus Australia reserves the right to change, without notice, at any time prices, colours, materials, equipment, specifications and discontinue colours/models. Colours displayed here are a guide only and may vary from actual colours due to printing/display processes. To the extent permitted by law, Lexus Australia will not be liable for any damage, loss or expense incurred as a result of reliance on this brochure. Distributed nationally by Lexus Australia Limited ABN 64 009 686 097. PART NUMBER: IS1012. VALID: L2860. PRINTED: OCTOBER 2012. GLX830.

To learn more about the IS Line contact your Lexus Dealer on 1800 023 009 or visit lexus.com.au



 LEXUS