

IS F



 LEXUS



RACETRACK MEETS ROAD TRIP.

The legendary IS F really started something when it completed its first hot laps around Fuji International Speedway.

As its 5 litre, 311kW V8 accelerated down the straights, the 8-speed Sports Direct Shift transmission with paddle shifters offered the Lexus test driver fingertip control. Upshifting in a mere 0.1 of a second, then downshifting interspersed by blipping of the throttle added to its high performance credentials. The IS F revealed in double quick time a totally new side to Lexus.

The Lexus IS F rides on large 19" forged alloy wheels by renowned wheel builder BBS. Brembo[®], an official supplier to Formula One, provided the huge front brakes with ventilated discs, 6-pot callipers and high friction pads. Race-tuned suspension with large diameter stabiliser bars optimises cornering response for a huge adrenalin rush, as Electric Power Steering (EPS) offers increased driving dynamics. Vehicle Dynamics Integrated Management (VDIM) takes action before things get out of shape, or you can limit its intervention to put the control firmly back into your hands. Out the back, quad exhaust pipes bellow your intentions to following motorists.

In the leather accented interior, F Sport bucket seats provide support while a premium Mark Levinson audio system adds to the performance. Bi-Xenon High Intensity Discharge (HID) headlights ensure the lighting performance is up to speed, while a Pre-Collision safety System (PCS)⁽¹⁾ and Radar Active Cruise Control (ACC)⁽¹⁾ keep watch over the road ahead. Feeling good on the road suddenly feels a whole lot better.

RACETRACK INSPIRED TO MAKE THE HEART RACE.


ISF Specifications.

- Vehicle Dynamics Integrated Management System (VDIM) (Incorporates Anti-skid Braking System (ABS) with Brake Assist (BA), Electronic Brakeforce Distribution (EBD), Traction Control (TRC) and Vehicle Stability Control (VSC))
- Radar Active Cruise Control (ACC)
- Pre-Collision safety System (PCS) with Pre-Collision Braking (PCB)
- 8 Supplemental Restraint System (SRS) Airbags
- Rear View Camera (RVC) with Rear Guide Assist (RGA)
- Clearance and Reversing Sonars
- Moonroof
- Heated Front Seats
- Power Adjustable Front Seats with Memory
- Clean Air Filter with Pollen Removal Mode
- Smart Entry/Push Button Start
- Hard Disc Drive (HDD) Satellite Navigation System⁽²⁾
- Bluetooth™ Compatibility⁽³⁾
- 14-speaker Mark Levinson Audio System with USB Connection⁽⁴⁾
- Single CD/DVD Disc
- 19" Alloy Wheels
- MP3/WMA Compatibility
- Daytime Running Lights (DRL)

ISF Exterior Colours.




083 White Nova



112 Sonic Silver



1H9 Mercury Grey



217 Starlight Black



212 Onyx



3R1 Vermillion




8U1 Flame Blue

ISF Interior Trims.




LA21
Black with Blue Stitching



LB20
White with Black Stitching / Black with Blue Stitching (back of seats)



LB24
Red with Black Stitching / Black with Blue Stitching (back of seats)



Carbon Fibre look

- (1) Pre-Collision safety System (PCS)/Radar Active Cruise Control (ACC) is a driver assist technology and should not be used in place of safe driving practices. Driver should continue to monitor road ahead.
- (2) Current navigation mapping database encompasses major capital and primary national road networks as well as offering some coverage in regional areas.
- (3) The Bluetooth™ word mark is owned by The Bluetooth SIG, Inc. Not all devices will be compatible and functionality will vary depending on the device.
- (4) Not all devices will be compatible and functionality will vary depending on the device.

IMPORTANT NOTICE – please read: Lexus Australia uses its best endeavours to ensure this material is correct when published. You must check with your authorised Lexus dealer when ordering to ensure the vehicle with your chosen specifications, equipment and colour is available and that the vehicle can be delivered within the timeframe suitable to you. When ordering accessories, you must check with your authorised Lexus dealer to ensure the accessory's design, features and colours are available and will fit your vehicle. Please also consider the mass of your load to ensure you will not exceed the maximum allowable individual axle capacity, Gross Vehicle Mass and/or Gross Combined Mass of the vehicle. Refer to lexus.com.au for further details. Colours displayed here are a guide only and may vary from actual colours due to printing/display processes. ABN 64 009 686 097, 155 Bertie St, Port Melbourne 3207. PART NUMBER: LXISFFLYER0713. VALID: 11081-2. PRINTED: JULY 2013. GLX868.

It all begins at lexus.com.au

