

IS Line

IS 350 | IS 300h | IS 250*





INSPIRED BY PASSION.
FOCUSED
ON PERFECTION.

Overseas model shown

You feel it as you run your fingers across finely stitched leather accents. You sense it as your foot nudges the throttle and instantly the vehicle responds.

Passion is an emotion that inspires an unmatched team of designers and engineers at Lexus. To this handpicked group of individuals, creating unique vehicles isn't simply their day job, it's a lifelong obsession.

As we look into the minds of these individuals, the passionate soul of Lexus is revealed. Until now, little has been said of the designers and engineers who seek out the exhilaration of the perilously fast Nürburgring raceway, or the joys of the free-flowing highways that intertwine the countryside of Hokkaido.

At the same time, Lexus embraces its Japanese heritage; here is a nation which is repeatedly resetting standards

in fields as diverse as computer systems, photography, entertainment consoles, even fashion and architecture. Innovation in modern Japanese industry is typically accompanied by utmost reliability, a rare feat in a world where experimentation frequently raises doubts as much as it raises standards.

Yet amid this high technology you'll discover the unmistakable influences of ancient Japanese traditions in today's Lexus vehicles. The artistry that for centuries has created intricate origami and soft watercolour paintings, extends today into finely stitched leather accents.

As you look beneath the gloss and glamour, you'll discover engineering that reflects an overriding quest for precision and perfection.

Such precision emanates from the guiding hands of an elite group of individuals known as 'Takumi', the Japanese word for 'master craftsman', whose finely honed skills have been handed down from one generation to the next.

Lexus has appointed ten of these elite individuals to oversee specific engineering disciplines. Each is supported by 40 Assistant Masters empowered with

ensuring the highest production standards are maintained. Through practices like these, impeccable standards of precision and craftsmanship are firmly entrenched in the Lexus DNA.

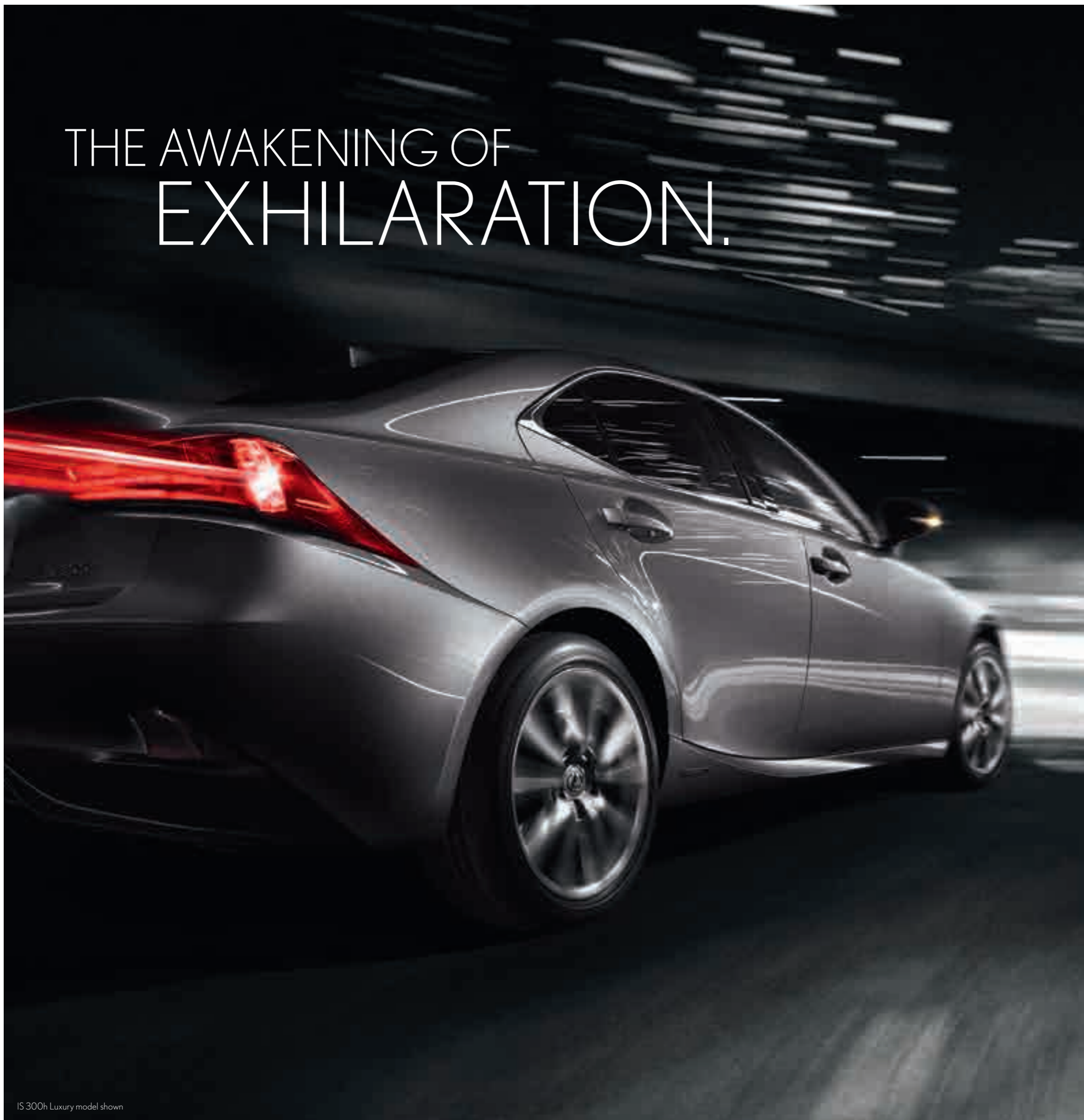
While Lexus has repeatedly surpassed technical standards, now it is raising heart rates as well. For as much as Lexus engineers seek to explore the upper limits of engineering innovation, the drivers of such vehicles revel in the pleasures of performance driving around twisty coastal highways in utmost style, comfort and luxury.

The future direction of Lexus has arrived.



Overseas IS 350 Sports Luxury model shown

THE AWAKENING OF EXHILARATION.



IS 300h Luxury model shown

Before the first Lexus IS appeared more than a decade ago, the world was seeking a new form of exhilaration on the road - agility matched with luxury, performance with style, comfort without sacrificing control.

Then Lexus released the IS 200 in 1999, a vehicle which not only redefined Lexus in the eyes of a new generation of drivers but redefined the concept of the modern sports sedan. A compact 6-cylinder luxury sports sedan was chosen for the sheer exhilaration of driving, of feeling alive. In short, what was really wanted and needed in one package.

Numerous motoring critics and leading Australian auto clubs recognised this and named it 'Best Prestige Car' in 1999. The IS 300 followed close behind its tailpipes, elevating the sporting credentials of Lexus and attracting new fans.

Proof of its sporting capabilities was seen in numerous victories in North American sports car racing throughout 2002. Yet above all, the IS was a capable competitor in the game of life.

The subsequent all-new IS 250 in 2005 blended a new sense of elegance with performance. En route to winning over a younger, more dynamic breed of drivers, the IS 250 won *Australia's Best Cars* award as 'Best Prestige Car' in 2006 and 2007 plus *Drive's* 'Car of the Year' for 'Best Luxury Vehicle under \$60K' in 2006. UK's *Top Gear* named it 'Executive Car of the Year' in 2006, while in Germany it won the 'Golden Steering Wheel Award', Europe's leading vehicle award. Soon a racetrack-proven IS F was unveiled with a potent V8 engine, followed by a seductive hardtop convertible, the IS 250C.

Now a Lexus IS has been created that doesn't simply break the mould but destroys it. The Lexus engineers, still beaming from having built the ground-breaking LFA supercar, have instilled the Lexus IS Line of vehicles with influences from their earlier creation.


It inherits the 500 Lexus 'musts' which were first implemented in the LFA. This comprehensive list of stringent criteria affects every minute detail throughout the vehicle and sets the standards by which the vehicle's handling, performance, strength, and driver ergonomics are created.

The IS 350, IS 300h and IS 250 sedan models are now stronger. They incorporate advanced body building techniques, while their sleek aerodynamics assist fuel efficiency⁽⁶⁾ and greater high speed stability.

Here is a vehicle that is uniquely focused on driver enjoyment. Its braking system, accelerator and transmission shifting performance all work together to deliver increased linear response. In the F Sport, high technology Thin Film Transistor (TFT) instrumentation lifted straight out of the LFA lets you customise the menu display to suit your unique preferences.

A lower seating position creates greater unity between the driver and the vehicle. Revised suspension geometry also plays its part in further enhancing handling agility and cornering dynamics.

It's time to get more response, more exhilaration and feel a greater connection with the vehicle that you drive.



EXPRESS YOUR INDIVIDUALITY.



Left: IS 350 F Sport
Right: IS 350 Sports Luxury
Overseas models shown

Design must speak to you on a personal level; touch the senses, arouse the emotions and tap into that elusive concept of desire beyond logic. The IS immediately captures your attention with a body design that represents the latest refinement of L-finesse, a design language that is passionately Lexus and defiantly unique.

L-finesse takes a dramatic turn on the IS, which can be seen in the distinctive signature spindle grille, an integral part of the corporate identity that is redefining today's Lexus vehicles. This strong façade spearheads a body design that comes alive with sweeping curves leading to tight apexes. Yet as much as L-finesse design demonstrates a connection, each model variant asserts its own sense of individuality, allowing you to select the Lexus IS model which best expresses your driving ambitions and personality.

The IS Line is now also powered by three energetic powerplants including a Lexus IS first, the electrifying performance of the Lexus Hybrid Drive. You also have a choice of up to three levels of appointments and a selection of Enhancement Packs to further personalise your IS. Such diversity has resulted in the most extensive range the Lexus IS has ever offered.

Lexus designers, intent on surpassing the global success of the previous IS Line, have engineered a body structure

that contributes to a new dimension in driving pleasure. Stronger, more rigid and more responsive than ever before, the Lexus IS delivers crisp handling and better response to the driver, whilst offering a quieter, more refined ride.

Your doorway into certain IS models opens with the IS Luxury variants, each offering a compelling portfolio of luxury and performance features as standard. F Sport models offer all the visual cues of sporting performance backed up by a portfolio of technologies like firmer

suspension tuning, higher performance brake pads and a performance enhancing sports interior.

The Sports Luxury indulges you with the best Mark Levinson audio system ever fitted to a Lexus, while a package of luxury and safety features provides sublime levels of comfort and reassurance.



FEEL THE ENERGY, FEEL ALIVE.

Feeling composed and connected with the vehicle is the result of a considered package of advanced technologies.



Overseas IS 350 Sports Luxury model shown



IS 250 4GR-FSE shown



IS 250 Drive Mode Select shown

From the first turn of the wheel, you'll feel the difference. The Electric Power Steering (EPS) delivers greater direct steering sensitivity at higher speeds, and also allows easier parking at lower speeds.

Also now standard is the inclusion of Drive Mode Select. With a simple twist of the dial on the centre console, you can totally re-tune the vehicle's personality and performance to your unique preference. It begins with 'ECO' mode, which optimises the throttle response, transmission and Lexus Climate Control for maximum economy and an 'ECO' meter is displayed on the dash.

'NORMAL' mode ensures smooth acceleration, the Lexus Climate Control system is reset for comfort and vehicle response is refined. Turn to 'SPORT/SPORT S' mode and the instrumentation display changes from black to red, and provides an increased and more direct throttle response.

For added excitement, 'SPORT S+' mode in F Sport and Sports Luxury models goes further. It firms up the Adaptive Variable Suspension (AVS), and re-tunes the EPS and Variable Gear Ratio Steering (VGRS), available on the IS 350 F Sport and Sports Luxury models, for crisp response and more agile cornering. On petrol models, the dual exhaust system capped off by the gleam of dual chrome exhausts adds to the audio accompaniment.

The IS 350 gives you the excitement of an all-alloy quad-cam 24 valve 3.5 litre V6 with Dual Variable Valve Timing with Intelligence (VVT-i) and 233kW of power. The advanced D4-S fuel injection system drives fuel into the ports and directly into the cylinders for greater power with superior fuel efficiency⁽⁶⁾ compared with conventional fuel injection. Dual VVT-i constantly re-tunes the quad-cams, unlocking maximum power when you need it and maximum fuel economy⁽⁶⁾ when you don't.

Lexus engineers have taken the 8-speed transmission from the racetrack-proven V8 IS F. With eight close-ratio gears, you'll enjoy rapid gear shifting.

For added control on hills, G AI-SHIFT control intelligently pre-selects a lower gear while climbing and descending. Then, during spirited driving, G AI-SHIFT control uses a G-sensor to select the ideal gear during cornering for better response.

Shift into 'M' mode and the transmission performs like a manual, putting you entirely in control. Each manual downshift occurs in a mere 0.2 seconds, interspersed by a momentary throttle blip ensuring smoother, faster downshifts. The transmission locks up in all gears above second for crisp acceleration and efficiency. The IS 300h represents the first inclusion of the Lexus Hybrid Drive in the IS Line. A combined

power output of 164kW is the result of an advanced Atkinson cycle petrol engine working together with a high output 650 volt electric motor, so the acceleration response is truly electric. Yet since it consumes a mere 4.9L/100km⁽¹²⁾ and emits just 113gm/km of CO₂⁽⁵⁾, this is one of life's rare instances where you can enjoy pleasure with less guilt.

In the IS 250 models, the 2.5 litre 153kW V6 walks the tightrope between response and responsibility. A direct injection system forces fuel into the cylinders after the air has been compressed, unlike conventional engines. To the driver, that means more immediate response yet increased fuel economy⁽⁶⁾. Dual VVT-i

further boosts performance and fuel efficiency⁽⁶⁾. A 6-speed sequential shifting transmission gives you silky smooth shifting to intelligently manage all that power. Then in 'M' mode, you have the control and charisma of a manual transmission sports sedan.

Rest assured all Lexus IS engines are good corporate citizens and achieve overseas certified Euro V emissions, the world's most stringent standards currently in force. Furthermore, the IS 250 and IS 300h are certified beyond Euro VI in Australia.

OUR RIGID IDEAS ABOUT HANDLING.

To be a true athletic performer you need a strong body. Lexus engineers went against the status quo and developed an innovative laser-screw welding technique that holds body components together more firmly. They relocated critical spot welds then added 25 metres of special bonding adhesive between the joins, for a body with greater bending and torsional rigidity.

Such strength ensures better performance with greater cornering control, less noise and vibration and added safety. So on fast bends, the only thing that twists is the road. Just as rigidity aids performance, so too does flexibility in the suspension. The double wishbone front suspension - a layout you'll see on most race vehicles - has been totally re-engineered. The mounting points of the front stabiliser bar have been revised to improve its rigidity by 20% for firmer, flatter cornering.

Extensive testing on racetracks worldwide, including Japan's Fuji International Speedway and Germany's Nürburgring, helped fine tune the Electric Power Steering (EPS) system and the Variable Gear Ratio Steering (VGRS), available on the IS 350 F Sport and Sports Luxury models, for greater sensitivity and precision. When you grip the steering wheel, you can feel a greater connection with the vehicle and the road.

As much as the striking new body design attracts the eye, a new body structure and suspension system strengthens the vehicle's attraction to the road. Lexus designers have sought to build on the unmitigated success of the previous IS Line by creating an even stronger, more responsive body structure.

A new multi-link rear suspension system delivers 15% more tyre grip on corners from the previous IS. High efficiency, low friction dampers mean greater comfort and added control. Lexus engineers turned up the heat with the F Sport and Sports Luxury models. Adaptive Variable Suspension (AVS) adapts to changing road and driving conditions. On rougher road surfaces, Ruggedness-Sensing Control softens the suspension accordingly for greater comfort.

Turn the Drive Mode Select 'SPORT S+' mode and the damping force firms up for added control on smoother roads and around fast corners.

Hit the accelerator and Anti-Squat Control levels things out. As your speed increases, firmness increases as well for greater stability. Rebound Control technology smooths out the ride on rougher roads for comfort and control. On high speed bends, the Roll Attitude Control

re-tunes the damping force, so the ride firms up and the vehicle flattens out. Then as you touch the brakes, Anti-Dive Control firms up the suspension to maintain composure and control.

Equally adaptive to driving conditions is the VGRS in the IS 350 F Sport and Sports Luxury models. The gear ratio adjusts intuitively for greater precision at high speeds, or optimum manoeuvrability at lower speeds.



IS 300h Luxury with optional LED Headlights model shown



IS 300h Luxury with Enhancement Pack model shown





IS 300h Luxury with Enhancement Pack 1 model shown

THE LAWS OF ATTRACTION.



Overseas IS 250 Sports Luxury model shown



IS 300h Optional LED Headlight shown



Overseas F Sport model shown



IS 250 Luxury model shown

Design today is about desire - creating shapes and sculpting curves. Like fashion, you can't explain it, but you know when you love it.

A seduction of the senses occurs as soon as you set eyes on the IS. The Luxury and Sports Luxury models showcase a unique treatment of the signature spindle grille. It's all part of today's L-finesse design language; quietly confident, definitely distinctive.

Everything works crisply together. The LED Daytime Running Lights (DRL) standard across all models are neatly integrated into the front bumper. The sweep across the bonnet creates a sense of movement to the forward treatment. Sleek turn signals have been neatly integrated into the automatic folding exterior mirrors, available on the F Sport and Sports Luxury grades. Below the doors, a dynamic curve in the rocker panels

leads into an accent line in the rear fenders, intersecting with the tail lights where LED lights have been contoured into an L-shaped light display.

Powerful Bi-Xenon High Intensity Discharge (HID) headlights provide a light quality resembling daylight. The brilliance of hybrid models is even more apparent on the outside as certain Enhancement Packs come with LED headlights which light up sooner, shine brighter yet consume less energy.

While elegant to the eye, the IS is also elusive to the wind at higher speeds with an aerodynamic body design which achieves a low 0.28 drag coefficient (Cd) in petrol

models, and an even more impressive 0.27Cd in hybrid models. It's easy to see why. Flowing curves across the bonnet and fenders also optimise airflow. Even the roof panels have been brazed together ensuring there are no gutters in the roofline to ruffle feathers.

The sharp three-dimensional design of the front and rear bumpers also assists airflow. As air is drawn into the corners of the front bumper, it is then redirected into the wheel arches, reducing wind turbulence. The IS 300h models feature a unique rear bumper design and lower diffuser which redirect and smooth airflow for increased stability.

What does all this really mean? It ensures reduced wind noise for a quieter cabin and improved control at higher speeds. Less drag also means less fuel consumption⁽⁶⁾.

From the outside, you'll notice how the Lexus IS has a longer cabin. A 70mm longer wheelbase makes the cabin appear to be located more rearward, which befits a vehicle that excels in fast forward. Equally welcomed is the much larger boot space, in part due to the redesigned suspension which means greatly increased cargo space, giving you room for three golf bags which will suit many drivers to a tee.



THE INSIDE STORY ON L-FINESSE.

As you step inside, you'll discover another side to L-finesse design. Throughout the cabin, there's more space yet an uncanny feeling of snugness and security. The aim was to create a more user friendly 'Human Machine Interface' - Lexus engineers' speak for making the occupants feel at one with the vehicle.



Overseas IS 300h model shown



IS 300h Luxury model shown



Hybrid Energy Monitor shown



IS 350 Sports Luxury model shown



IS 300h Driver's Seat shown

Your Smart Key or Smart Key Card (available on selected models) allows you to open the doors simply by gripping the door handle and then start the engine via the start button. After dark, LED interior and exterior lighting illuminates to welcome you inside.

Essential switches are located within the lower operational zone and the instrumentation is neatly assembled in the upper display zone. In the Luxury and Sports Luxury models, a 4.2" Thin Film Transistor (TFT) Multi Information Display (MID) between the instruments provides concise information right in your line of vision.

For more detailed information, a widescreen 7" colour multimedia screen, standard across all models, is located in the centre of the display zone. It shows radio settings, music data, album cover art, phone caller details and colour maps from the Satellite Navigation system⁽¹⁾. Depending on your location, you'll receive live traffic alerts⁽¹⁾ all accessed via the Lexus Remote Touch Controller.

An 8" TFT LCD instrument display is exclusive to F Sport models. This is technology right out of the groundbreaking LFA supercar. You can customise menus which slide out on the left side of the central

meter to display information including audio settings and trip data in your preferred configuration.

The Lexus Remote Touch Controller (LRT) is another welcome addition to the Lexus IS. Like a computer mouse, you can scroll through information then click to select what you need, from audio and climate control settings to plotting your route.

High sheen metallic mouldings contrast with leather accented interior imparting structure and style, while Sports Luxury models feature woodgrain-look interiors. Cross quilting the leather accented seats gives

a sporty persona, perforated inserts add comfort, while the premium steering wheel and gear shifter provide enhanced grip. Ten-way adjustments of the driver's seat and eight-way adjustments of the passenger's seat are included for perfect posture, while Sports Luxury and F Sport models also come with three driver's seat memory positions which allow you to instantly recall not only your seat adjustments, but your preferred steering wheel and exterior mirror settings.

Equally ergonomic is the driving position, while extra cushioning supports your thighs for optimum comfort. Front seats are positioned 9mm lower giving you a greater sense of connection with the vehicle for improved handling.

The 70mm longer wheelbase offers more interior space with increased rear legroom, headroom and cargo room. The sculpted backs of the front seats also help passengers in the rear, as the 60/40 split rear seat allows you to accommodate long objects.

Heated and ventilated front seats are standard for ultimate all weather comfort. In Sports Luxury models and selected Enhancement Packs, you can raise the electric rear sunshade at the touch of a button at any speed. Thoughtfully, the sunshade drops down again when you select reverse. Come nightfall, the self-dimming interior mirror (available on selected models) quells annoying glare from following motorists.

Whether your vehicle is equipped with the Pioneer or the Mark Levinson audio system, each incorporates a Digital Radio (DAB+)⁽²⁾, iPod^{®(4)} and Bluetooth™ Connectivity⁽³⁾ and a dual USB input⁽¹⁾ - a Lexus first.

Resetting comfort levels is simply a matter of sliding your finger along the Electrostatic Temperature Control Switch, also a Lexus first. The system also incorporates a pollen filter and a deodoriser to keep the air quality refreshed and irritant free.



WHEN YOU MAKE TRACKS, MAKE A STATEMENT.



Overseas IS 300h F Sport model shown

A team of uniquely passionate designers and engineers are employed by a special Lexus division known as 'F Sport'. To them, high performance is more than simply about supercharged styling. It's about driver response, feeling more in tune with the vehicle and ultimate exhilaration.

The 'F' in F Sport stands for Fuji International Speedway, the former home of the Japanese F1 Grand Prix. With 16 perilous corners including two hairpins and a high speed 1.5km main straight, this is 4.56 kilometres of automotive excitement. It is here that Lexus engineers developed the unique handling and performance characteristics of the Lexus F Sport models.

In F Sport models, even the body design leads to enhanced performance. The large air vents on either side of the main grille redirect airflow to cool the brakes. Distinctive 18" F Sport design alloy wheels inspired by the LFA add to the performance and looks.

A stiffer, stronger body structure gave Lexus engineers the perfect platform for developing a suspension system with sports-tuned springs front and rear. That helps all four wheels remain in contact with the road while more responsive Variable Gear Ratio Steering (VGRS), available on the IS 350 F Sport and Sports Luxury models, with Electric Power Steering (EPS) which aids agility.

Adaptive Variable Suspension (AVS), available on selected models, continually monitors and adjusts the damper settings, as driving and road conditions dictate. Rougher roads are tamed as the AVS computer-controlled dampers soften for maximum comfort. However, it's during more spirited motoring that the AVS system shows its true mettle.

With the Drive Mode Select in 'SPORT S+' mode, Vehicle Speed Sensing Control adjusts the ride quality. So you'll enjoy improved comfort at lower speeds, then a firmer ride for greater stability at higher speeds. Roll Attitude Control regulates the damping force to help reduce body roll for flatter cornering.

During testing at Fuji International Speedway, the AVS-equipped Lexus IS showed its true credentials. In the high speed main straight the EPS ensured crisp precise response while the suspension firmed for added control. Braking hard coming into the tight hairpin, the compression damping in the front suspension firmed up.

Then as the F Sport accelerated out of the corner it maintained a flatter, firmer stance which is why the F Sport rocks, but with less roll.

Yet even then, Lexus engineers weren't finished. The final tuning took place at the Nürburgring in Germany, widely regarded as the most demanding racing circuit in the world. It was nicknamed 'The Green Hell' by Sir Jackie Stewart, no doubt for its 20.8 unrelenting kilometres interspersed by 73 corners, and variety of road cambers ready to catch out the unwary. It is here that Lexus engineers finessed damper settings, spring rates and suspension geometry for ultimate handling and high speed performance.

TURNING VEHICLE DESIGN INTO A COMPETITIVE SPORT.



Overseas IS 300h F Sport model shown

F Sport is the most free-spirited vehicle in the Lexus IS range, so L-finesse design language is more expressive, displaying a more pronounced and confident demeanour.

When Lexus designers developed L-finesse, they set out to create a design language that spoke its mind. L-finesse was conceived as a design language that would communicate with a new breed of Lexus drivers while providing a connection between the various Lexus vehicles.

The front spindle grille, a signature on every Lexus model, has been taken to greater extremes with its free flowing design. Front and rear bumpers actually assist the flow of air, improving aerodynamic performance. This further elevates the driving experience by increasing direction stability, reducing drag and assisting fuel economy⁽⁶⁾.

Large air vents recessed into the front bumper draw air in to cool the brakes while drawing admiring stares from onlookers. Powerful Bi-Xenon High Intensity Discharge (HID) headlights light the way at night, underpinned by Daytime Running Lights (DRL) in a sleek L-shaped design integrated into the bumper.

Below the doors, sculpted rocker panels sweep dramatically upward following an imaginary line towards the LED tail lights, which wrap neatly across the bootlid, again following the L-shaped theme. Sweeping curves leading to tight apexes are a signature of L-finesse, nuances of a design language that is not only reshaping Lexus but redirecting attitudes about its true character.

Multi-spoke 18" F Sport alloy wheels, modelled after the LFA wheels, add to the F Sport look while providing added grip.

As you immerse yourself into the driver's seat, you immediately get the feeling that this is not going to be an ordinary drive. You have an

overriding sense of spaciousness yet snugness within a cockpit that is designed around the many whims and wishes of the driver.

Lexus designers got right to the bottom of seat construction. They developed a new integrated foam technique where the upholstery and the seat foam are formed as one. The seating incorporates a snug recess which grips the body for greater lateral support, while the seamless design ensures a sleek look. In addition, high side bolsters counteract G forces to keep you secure on tight corners.

Aluminium pedals and F Sport brushed aluminium scuff plates add sporting flair. The bespoke dimpled premium steering wheel with F Sport badging and ornamentation complement the persona. Metallic paddle shifters behind the steering wheel allow you to make rapid shifts like a manual vehicle when in 'M' mode. You may also use the paddle shifters in 'DRIVE' mode, which instantly changes the transmission to a temporary sequential mode. On the centre console, the Lexus Remote Touch Controller (LRT) provides easy access to settings and controls with the simplicity of a computer mouse. As a break from convention, an LED analogue clock is centred on the dash panel.

In front of you, distinctive F Sport instrumentation rimmed with white light is cleverly designed with the 8" Thin Film Transistor (TFT) LCD tachometer able to slide sideways to reveal other information such as the audio menu. This is a light show straight out of the Lexus LFA supercar. In the hybrid equipped F Sport, the central display actually turns into a hybrid meter at the same time, displaying the status of the hybrid system from 'Charge' to 'Power'.

Twist the Drive Mode Select dial on the console to your preferred driving mode, then touch the throttle to make the true personality of the F Sport abundantly clear.



F Sport Dark Rose interior shown



F Sport Scuff Plates shown



F Sport Exclusive Pedals shown



IS 250 Sports Luxury model shown

MUSIC IS THE DOORWAY TO THE SOUL.

You see, Lexus understands that for so many of us, sound taps deep into our emotions. It excites and soothes, empowers our minds and pampers our senses. Which is why selected IS models are equipped with the most advanced Mark Levinson audio system ever fitted to a Lexus.

Engineers at Mark Levinson have been perfecting audio systems for the most discerning audiophiles for some 40 years, traditionally building high-end home theatre audio systems costing over six figures.

Mark Levinson had always refused offers to create audio systems for vehicles, until they discovered Lexus. Lexus was the first automotive company capable of providing an acoustically superior environment to showcase their audio systems. Remarkably, the new generation system that was created for the IS with its 835W of pure sound is the most powerful and the most technically advanced system installed in a Lexus.

From the outset, the objective was to create high resolution sound reproduction within a 360 degree, three-dimensional sonic space. You are surrounded

by 15 speakers. In the instrument panel there are three 'Unity™' speakers, unique from conventional speakers, with two coils, two diaphragms and yet one magnet for greater acoustic response. The speakers can react instantly, switching from playing a high pitched snare drum to a soothing synthesiser tone, giving you a breathtaking sense of audio dimension.

Being 'GreenEdge®' speakers they produce increased audio performance with reduced power consumption, heat loss and distortion. The surround speakers use 'Wide Dispersion' technology to radiate sound

Recently, a most remarkable concert performance took place. On stage were just a few performers, accompanied by an ensemble of cables and speakers. As the house lights dimmed and the performance began, the sound that emerged defied that of just a few musicians. For the additional harmonies were provided not by live performers, but by the speakers of a vehicle audio system. Not just any audio system, mind you, but the new generation Mark Levinson system created exclusively for the Lexus IS.

more uniformly from the speaker by implementing an acoustic lens, meaning you are totally enveloped in a blanket of sound for the ultimate surround sound experience. A 200mm subwoofer mounted in the rear reproduces the deep bass tones. The inverted motor structure used on the subwoofer ensures optimum performance and yet conserves cabin space.

The driving force is the 12-channel 'Class D' digital amplifier capable of delivering 835W (all channels driven equivalent) of crystal clear 7.1 channel sound

to every corner of the cabin. Even though the fanless design keeps it operating efficiently and quietly, power output is 250% higher than a conventional amplifier. So while luxury motor vehicles typically employ consumer quality audio systems, this is an indulgence typically reserved for a select group of audiophiles.


Even the Digital Radio (DAB+)² achieves greater audio clarity. The audio system with its DVD player is able to connect to your iPhone®(4), iPod®(4) or iPad®(4), expanding your listening library. The moment you change inputs,

Auto Volume technology stabilises the sound output to eliminate the annoyance of sudden changes.


So as you turn up the volume, prepare your mind for an audio performance as scintillating as the on-road experience that Lexus engineers have created for your body.



IS 350 F Sport Audio shown



Overseas model shown



WHEN YOU MAKE A MOVE, MAKE A QUANTUM LEAP.

Our world is changing. Technology is redefining the way we live, love, listen, communicate and are entertained. Step inside the hybrid powered Lexus IS 300h and you'll discover that advanced technology is changing the way we drive as well.



Overseas IS 300h model shown

Touch the throttle and seemingly limitless power reserves are delivered for the high performance you crave, without the high fuel consumption you'd expect⁽⁶⁾.

To truly comprehend how the Lexus Hybrid Drive performs, it's worth first understanding a little more about how it works. It all begins with a high performance 2.5 litre Atkinson Cycle petrol engine. Dual Variable Valve Timing with Intelligence (VVT-i) ensures that the intake and exhaust camshaft timing is continually being fine-tuned to suit changing engine speeds, for maximum power and efficiency.

Next generation D-4S direct and port injection feeds fuel at greater pressure for crisp response. Even the electric water pump increases performance.

This advanced petrol engine works together with the power of a high output electric motor. The result is a total power output of 164kW, with 4.9L/100km fuel economy⁽¹²⁾ while emitting a mere 113g/km of CO₂ emissions⁽⁵⁾. So you have the power of a mid-sized V6 sedan with the economy of a small diesel hatchback, with less nasty nitrogen oxide and particulate emissions.

A Continuously Variable Transmission (CVT) delivers seamless acceleration. You have the ultimate control over the CVT by moving the shift lever to 'S' mode, and paddle shifters on the steering column allow sequential shifting experience for the driver similar to a 6-speed manual transmission, yet without those annoying pedal actions at every gear change.

In the cut and thrust of the real world, here's how the Lexus Hybrid Drive performs. As you start off and touch the throttle, electricity provides the initial power during light acceleration. As speed increases, the petrol

engine kicks in so both power sources work together for added acceleration. At cruising speeds, the petrol engine is the main power source and, once you release the accelerator or apply the brakes, regenerative braking recharges the battery.

Drive Mode Select adds a further dimension to the driving experience. When you move the Drive Mode Select dial to 'SPORT' or 'SPORT S' mode, the engine revs higher between up-shifts, for increased acceleration response. Then when you want to slip quietly into the garage late at night, switch to 'EV' mode

and you can run on electric power alone, emitting zero carbon emissions. And virtually no sound.

Having selected 'NORMAL' or 'SPORT' modes on the Drive Mode Select, Acceleration Sound Control (ASC) utilises audio reproduction technology to complement the tone of the engine, which changes in pitch and volume as the engine speed and driving situations change. In 'D' range, even the transmission shifts are complemented by ASC sound generation. It's yet another way Lexus engineers have elevated the exhilaration of driving by engaging all your senses.

In addition, the rear hybrid bumper exclusive to the IS 300h keeps the exhaust system strategically out of sight. They have also managed to hide the hybrid battery pack under the cargo deck so boot space will be hardly compromised. But when you hit the throttle you'll discover they haven't hidden its effects.

Choose between the IS 300h Luxury or the exhilarating F Sport, both offered with a range of Enhancement Packs.

KEEPING YOU IN A SAFER PLACE.

Since prevention is the best form of protection, Lexus has developed some rather advanced safety measures.

When cornering hard or travelling on slippery surfaces, Vehicle Dynamics Integrated Management (VDIM) ensures critical systems work together for improved stability. By integrating the Anti-skid Braking System (ABS), Brake Assist (BA), Electronic Brakeforce Distribution (EBD), Traction Control (TRC) and the Vehicle Stability Control (VSC), VDIM can take corrective action before the vehicle becomes too unstable.

A Pre-Collision safety System (PCS)⁽⁶⁾ in the Sports Luxury and Enhancement Packs in other models takes action whenever it perceives a possible impending collision. Firstly you'll hear a buzzer and see a warning in the Multi Information Display (MID), followed by

the arming of the Pre-Collision Brake Assist system to supplement your braking effort. Finally, if a collision is unavoidable, Pre-Collision Braking helps to reduce collision impact.

In the Sports Luxury model and selected Enhancement Packs, a Lane Departure Warning (LDW)⁽¹⁰⁾ system judges your position and if you appear to be straying out of your lane, a buzzer sounds and a warning appears on the Multi Information Display (MID). While Adaptive Variable Suspension (AVS) in selected models offers improved comfort and handling, it also improves road holding. Technologies include Ruggedness-Sensing Control which anticipates rough roads and becomes more compliant, so road bumps won't bump you off course.

Equally sensitive to driving conditions is the Variable Gear Ratio Steering (VGRS) in the IS 350 F Sport and Sports Luxury models. VGSR adjusts the steering gear ratio for increased precision and stability at higher speeds and while cornering, but also facilitates slow speed manoeuvres with fewer turns of the steering wheel.

Sports Luxury, F Sport and selected Enhancement Packs come with a Blind Spot Monitor (BSM)⁽⁷⁾. If a vehicle is detected in the blind spot alongside you, the indicator in the mirror on that side illuminates, which is particularly helpful when you intend to pull out or change lanes.

The Rear View Camera (RVC)⁽⁷⁾ with Rear Guide Assist (RGA)⁽⁷⁾ shows you what's behind your rear bumper.

In selected models, 8-head clearance and reversing sonars front and rear⁽⁷⁾ provide audible alarms for even easier parking. Cruise Control is fitted as standard, for more relaxed highway motoring. The Sports Luxury and models with certain Enhancement Packs go a step further with an intelligent Radar Active Cruise Control (ACC)⁽⁹⁾ which helps maintain a selectable preset distance between you and traffic ahead.

LED Daytime Running Lights (DRL) fitted as standard ensure other vehicles can see you. Come nightfall, powerful Bi-Xenon High Intensity Discharge (HID) headlights ensure you can see the road ahead with a whiter, brighter light. The hybrid-powered IS 300h Luxury with Enhancement Packs 2 and 3 is equipped with

LED headlights which illuminate sooner while consuming less power.

Equally brilliant in Sports Luxury and selected Enhancement Packs is the Automatic High Beam (AHB)⁽¹⁷⁾, which can sense oncoming traffic and intuitively dip the headlights for added safety. Rain sensing wipers in selected models activate automatically if rain is detected on the windscreen. They can even determine the heaviness of the rain and operate faster as the vehicle speed increases. During sudden braking, when you're travelling over 55km/h, the rear LED brake lights illuminate with a pulsing effect, flashing twice per second to warn drivers behind you of a potentially hazardous situation ahead.



Blind Spot Monitor (BSM) shown.
Overseas IS 300h with Enhancement Pack 2 model shown



Pre-Collision safety System (PCS) shown. Overseas IS 300h with Enhancement Pack 2 model shown



Blind Spot Monitor (BSM) shown



LED Brake Lights shown

SECURITY IN AN UNCERTAIN WORLD.

The Lexus IS can evoke a remarkable sense of security by simply knowing you're travelling in one of the most advanced body structures Lexus engineers have ever developed.



Prototype Body Bonding shown

Lexus has designed and engineered a totally new body structure from the ground up, utilising advanced new body building techniques and high strength materials. Lexus engineers developed a laser-screw welding process that holds panels together more strongly than traditional welding and added body bonding between the joins. In total, 25 metres of body adhesive was added, which is partly why the IS remains glued to the road.

How? Because a more rigid body structure helps all four wheels maintain better grip. Engineers also relocated critical spot welds, particularly in the front pillar and around the front suspension, for additional strength without additional weight.

It begins with a package of 8 Supplemental Restraint System (SRS) airbags fitted as standard which provide comprehensive protection. There are dual stage front



Pedestrian Sensing Safety Bonnet shown. Prototype IS 250 model shown

airbags, two front knee airbags, seat mounted side airbags for the driver and front passenger, and curtain shield airbags to help protect front passengers and those in the rear outer seat positions.

The Sports Luxury models have the additional protection of rear seat mounted side airbags, because your passengers should never have to take a back seat to safety. For added peace of mind, a rear occupant seatbelt

reminder, standard across all models, alerts you if any occupant does not have their seatbelt securely buckled.

The bonnet structure is not only sportier looking, but looks out for the safety of pedestrians. For the first time ever in a Lexus, a system that incorporates an Electronic Control Unit (ECU) is able to determine when a pedestrian or other moveable objects have collided with the vehicle based on signals from two

pressure sensors in a polyethylene bladder within the front bumper.

If the system is activated, the bonnet pops up approximately 70mm to provide a deformation zone and help absorb collision impact, helping reduce the risk of pedestrian injury. In addition, an impact absorbing structure in the front end of the bonnet offers further pedestrian protection.



IS 250 Sport Luxury model shown

IS 350.

POWER WITH POISE.



With a powerful engine, the IS 350 models present an equally powerful package of luxury and performance technologies, across three distinctly unique variants.

IS 350 Luxury

- Vehicle Dynamics Integrated Management System (VDIM) (Incorporates Anti-skid Braking System (ABS) with Brake Assist (BA), Electronic Brakeforce Distribution (EBD), Traction Control (TRC) and Vehicle Stability Control (VSC))
- Pedestrian Sensing Safety Bonnet
- Drive Mode Select (ECO/NORMAL/SPORT)
- Lexus Remote Touch Controller (LRT)
- Leather Accented Seats
- Ventilated and Heated Driver and Front Passenger Seats
- 60/40 Split Fold Rear Seats
- 4.2" Thin Film Transistor (TFT) LCD Multi Information Display (MID) (Not available on the F Sport grade)
- 7" Multimedia LCD Screen
- Digital Radio (DAB+)⁽²⁾
- Advanced Bluetooth™ Connectivity⁽³⁾
- Satellite Navigation System with Live Traffic Alerts and Cockpit View⁽¹⁰⁾
- Voice Control Including iPod® Audio⁽⁴⁾
- Dual-zone Climate Control Air Conditioning
- Bi-Xenon High Intensity Discharge (HID) Headlights
- LED Daytime Running Lights (DRL)
- Electric Retractable and Heated Exterior Mirrors
- Rear Occupant Seatbelt Reminder
- Rear View Camera (RVC) with Rear Guide Assist (RGA)
- 8-head Clearance and Reversing Sonars

IS 350 F Sport

- SPORT S+ Drive Mode
- Smart Key Card (Entry and Smart Start)
- 15-speaker Mark Levinson 835W Audio System
- Sports Suspension Settings
- Variable Gear Ratio Steering (VGRS)
- Automatic-fold Self-dimming Exterior Mirrors with Memory
- Adaptive Variable Suspension (AVS)
- Rain Sensing Wipers with Road Speed and Rain Intensity Sensors
- Left and Right Hand Side Blind Spot Monitor (BSM)

Exclusive to F Sport

- LFA Style Instrumentation
- F Sport Pedals
- F Sport Steering Wheel
- F Sport Unique Front Bumper, Grille, Metallic Scuff Plates, Badging, Sports Front Bucket Seats, Aluminium Trim

IS 350 Sports Luxury

- Radar Active Cruise Control (ACC)
- Woodgrain-look Interior
- Tilt and Slide Electric Glass Moonroof with Sunshade
- Electric Rear Sunshade
- Lane Departure Warning (LDW)
- Pre-Collision safety System (PCS)
- Automatic High Beam (AHB)
- 10 Supplemental Restraint System (SRS) Airbags
- Metallic Front Scuff Plates

IS 300h.

THE FEELING'S ELECTRIC.



With two energy sources working together, including a powerful electric motor and two levels of luxury equipment, the very first hybrid-powered IS also puts you first in so many ways. Discover the exhilaration of the IS 300h powered by the Lexus Hybrid Drive.

IS 300h Luxury

- Vehicle Dynamics Integrated Management System (VDIM) (Incorporates Anti-skid Braking System (ABS) with Brake Assist (BA), Electronic Brakeforce Distribution (EBD), Traction Control (TRC) and Vehicle Stability Control (VSC))
- Pedestrian Sensing Safety Bonnet
- Drive Mode Select (ECO/NORMAL/SPORT)+EV Mode
- Switchable Tacho/HV Indicator
- Lexus Remote Touch Controller (LRT)
- Hill-start Assist Control (HAC)
- Ventilated and Heated Front Driver and Front Passenger Seats
- 60/40 Split Fold Rear Seats
- Leather Accented Seats
- 4.2" Thin Film Transistor (TFT) LCD Multi Information Display (MID) (Luxury grade only)
- 7" Multimedia LCD Screen
- Digital Radio (DAB+)⁽²⁾
- Advanced Bluetooth™ Connectivity⁽³⁾
- Satellite Navigation System with Live Traffic Alerts and Cockpit View⁽¹⁰⁾
- Voice Control Including iPod® Audio⁽⁴⁾
- Acceleration Sound Control
- Dual-zone Climate Control Air Conditioning
- S-Flow Energy Saving Air Conditioning
- Bi-Xenon High Intensity Discharge (HID) Headlights
- LED Daytime Running Lights (DRL)
- Electric Retractable and Heated Exterior Mirrors
- Rear Occupant Seatbelt Reminder
- Rear View Camera (RVC) with Rear Guide Assist (RGA)
- Hybrid Unique Rear Bumper and Badging

IS 300h F Sport

- SPORT S+ Drive Mode
- Smart Key Card (Entry and Smart Start)
- LFA Style Instrumentation with Energy Monitor
- Sports Suspension Settings
- Automatic-fold, Self-dimming Exterior Mirrors Seat Memory Linked
- Adaptive Variable Suspension (AVS)
- 8 Supplemental Restraint System (SRS) Airbags
- Self-dimming Interior Rear View Mirror
- Rain Sensing Wipers with Road Speed and Rain Intensity Sensors
- 8-head Clearance and Reversing Sonars
- Left and Right Hand Side Blind Spot Monitor (BSM)
- F Sport Pedals
- F Sport Steering Wheel
- F Sport Unique Front Bumper Grille, Badging, Interior Ornamentation, F Sport Scuff Plates, Sports Front Bucket Seats

IS 250. THREE INTERPRETATIONS OF FREEDOM.



Your entry into the Lexus lifestyle is through three uniquely different levels of appointments. Choose between the eminently equipped Luxury, the dynamic F Sport or the abundantly equipped Sports Luxury, to select an IS 250 that uniquely matches your personality.

IS 250 Luxury

- Vehicle Dynamics Integrated Management System (VDIM) (Incorporates Anti-skid Braking System (ABS) with Brake Assist (BA), Electronic Brakeforce Distribution (EBD), Traction Control (TRC) and Vehicle Stability Control (VSC))
- Pedestrian Sensing Safety Bonnet
- Drive Mode Select (ECO/NORMAL/SPORT)
- Lexus Remote Touch Controller (LRT)
- Premium Steering Wheel and Shift Knob
- Manual Tilt and Telescopic Steering Wheel
- Hill-start Assist Control (HAC)
- Leather Accented Seats
- Ventilated and Heated Front Driver and Front Passenger Seats
- 60/40 Split Fold Rear Seats
- 4.2" Thin Film Transistor (TFT) LCD Multi Information Display (MID) (Not available on the F Sport Grade)
- 7" Multimedia LCD Screen
- Digital Radio (DAB+)⁽²⁾
- Advanced Bluetooth™ Connectivity⁽³⁾
- Satellite Navigation System with Live Traffic Alerts and Cockpit View⁽¹⁰⁾
- Voice Control Including iPod® Audio⁽⁴⁾
- Dual-zone Climate Control Air Conditioning
- Bi-Xenon High Intensity Discharge (HID) Headlights
- LED Daytime Running Lights (DRL)
- Electric Retractable and Heated Exterior Mirrors
- Rear Occupant Seatbelt Reminder
- Rear View Camera (RVC) with Rear Guide Assist (RGA)
- Dual Chrome Exhaust with Diffuser

IS 250 F Sport

- SPORT S+ Drive Mode
- Electric Tilt and Telescopic Steering Wheel
- Smart Key Card (Entry and Smart Start)
- Sports Suspension Settings
- Automatic-fold, Self-dimming Exterior Seat-memory Linked Mirrors
- Adaptive Variable Suspension (AVS)
- 8-head Clearance and Reversing Sonars
- Rain Sensing Wipers with Road Speed and Rain Intensity Sensors
- Left and Right Hand Side Blind Spot Monitor (BSM)

Exclusive to F Sport

- LFA Style Instrumentation
- Engine Sound Generator
- F Sport Pedals
- F Sport Steering Wheel
- F Sport Unique Front Bumper, Grille, Metallic Scuff Plates, Badging, Sports Front Bucket Seats, Aluminium Trim

IS 250 Sports Luxury

- Radar Active Cruise Control (ACC)
- Woodgrain-look Interior
- 15-speaker 835W Mark Levinson Audio System
- Tilt and Slide Electric Glass Moonroof with Sunshade
- Electric Rear Sunshade
- Lane Departure Warning (LDW)
- Pre-Collision safety System (PCS)
- Automatic High Beam (AHB)
- 10 Supplemental Restraint System (SRS) Airbags

COLOURS THAT COME ALIVE.



077 White Pearl[^]
(Not available on F Sport models)



114 Premium Silver[^]



1H9 Mercury Grey[^]



117 Titanium Silver[^]



217 Starlight Black[^]



212 Onyx



083 White Nova[^]
(F Sport models only)



8U1 Flame Blue[^]
(F Sport models only)



3R1 Vermillion[^]



8V3 Lapis Lazuli[^]
(Not available on F Sport models)

Pearls that sparkle. A Titanium finish that shimmers. These are some of the lighting effects that await as you view your Lexus IS in direct sunlight or under the glow of headlights after dark.

To achieve even greater allure, Lexus appoints a master craftsman known as a 'Takumi' to oversee critical stages of the painting process. These Takumi are highly accomplished individuals who hold an esteemed position in Japanese culture and possess a highly trained eye and rare skills.

The IS assumes a range of personalities through a series of advanced paint finishes utilising five different levels of paint technology. More than simply colours, these paint finishes are applied through complex processes which reveal a new sense of dimension and character in the L-finesse body design.

Your choice includes finishes like Titanium Silver which is the result of a complex six-coat, four-bake sonic process. First, a protective coating is applied to the body, then a design layer is added which incorporates aluminium pigment, followed by a layer of solid colour. As the paint dries, the intricate structure of the aluminium pigment realigns to evoke an effect reminiscent of polished metal.

Starlight Black on the other hand employs a glass flake technology which displays a level of glitter and sheen when exposed to city lights quite unlike any other finish. Tiny glass flakes embedded deep within the paint coat reflect rays of light and emit a delicate yet powerful radiance and a golden hue under bright sunlight.

Exclusive to F Sport models, White Nova emits a dazzling glow reminiscent of the LFA supercar. A newly developed white pigment deep below the paint surface interacts with highly transparent glass flakes to produce a sleek whiteness with intense highlights.

Premium Silver is a rich metallic finish which incorporates tiny metallic particles embedded deep within the clear coat. This results in a three-dimensional lighting effect which accentuates the deep curves and raised character lines of the body panels, adding structure and definition to the design.

Or you may prefer the more pronounced texture of Mica finishes presented in Vermillion or Mercury Grey.

This complex process incorporates flakes of Mica which emit a mysterious blue-green tone.

White Pearl is a crystal sheen process which possesses powerful reflective qualities. A layer of pearl is applied over a reflective white base coat, to achieve a lustre reminiscent of a fine pearl. Remarkably, the reflective effect changes when it's exposed to different qualities of sunlight.

As the IS moves, the colours and finishes move with it to add a new definition to the design.

Not all colours available on all grades, see your Lexus dealer for details.

[^]Premium paint featured is an optional extra.

THE INSIDE WORD ON STYLE.




Ivory trim.
Overseas model shown



Topaz Brown trim.
Overseas model shown



Black trim.
Overseas model shown



Light Grey trim (Available on selected models).
Overseas model shown



Black trim (F Sport models only).
Overseas model shown



Dark Rose trim (F Sport models only).
Overseas model shown




Black Metallic



Ebony Grey



Ebony Brown



Bamboo (Hybrid Enhancement Pack Only)



Wedge Metal (F Sport models only)

It's the feeling of leather accented seats against your skin. The warmth of woodgrain-look interior offset by metallic accents. These are some of the sensations you'll experience inside your Lexus IS model as finely crafted materials and finishes add a tactile nuance to the L-finesse design language.

The sensation of leather accented interior on the seating and door panels comes in a selection of four interior treatments in Luxury and Sports Luxury models.

Topaz Brown leather accented interior creates a warm, inviting ambience. Then there's the soothing elegance of the Ivory interior design scheme, looking subtle and understated. Alternatively you may veer towards the classic elegance of Light Grey, or maybe the unmistakable presence of pure Black.

Each hue is offset by a choice of mouldings which highlight the clean lines of the interior design.

There's the softness of Ebony Grey, the warmth of Ebony Brown, while the sleek lustre of Black Metallic adds a sense of definition and dynamism.

Whichever design package you choose, a premium steering wheel and shift knob come along for the ride, adding grip for enhanced control.

F Sport interiors are energised by a choice of two interior design treatments. If you're daring, the new Dark Rose colour treatment features a deep rose red hue for a striking interior. Or maybe you'd prefer your F Sport in Black. In each scenario, F Sport models have exclusive

wedge metal mouldings. These genuine metal structures have been etched to achieve a three-dimensional effect which complements the high performance attitude of the F Sport, while aluminium pedals and scuff plates add highlights to the high-tech look.

So you see, whatever attitude your preferred Lexus IS model displays to the outside can be complemented by an equally distinctive personality on the inside.

Colours and trims are representative of those available.
Please see your Lexus dealer or lexus.com.au for the full range of interior options.

IS RANGE GENERAL SPECIFICATIONS.

	IS 250	IS 300h	IS 350	
DIMENSIONS ⁽¹⁵⁾	Length (Exterior/Interior) (mm)	4665/1945	4665/1945	
	Width (Exterior/Interior) (mm)	1810/1500	1810/1500	
	Height (Exterior/Interior) (mm)	1430/1115	1430/1115	
	Wheelbase (mm)	2800	2800	
	Front Track (mm)	1535	1535	
	Rear Track (mm)	1550 (17" Tyre Fitted) 1540 (18" Tyre Fitted)	1550 (17" Tyre Fitted) 1540 (18" Tyre Fitted)	1550 (17" Tyre Fitted) 1540 (18" Tyre Fitted)
	Turning Circle at Kerb (m)	10.4	10.4	
	Coefficient of Drag (Cd)	0.28	0.27	
	WEIGHTS ⁽¹⁶⁾ AND CAPACITIES	Kerb Weight (kg)	1645	1720
		Gross Vehicle Mass (GVM) (kg) ⁽¹³⁾	2090	2145
Seating Capacity		5	5	
Luggage Capacity (L)		480	450	
Fuel Tank Capacity (L)		66	66	
Towing Capacity (Braked/Unbraked) (kg) ⁽¹⁴⁾		1500/750	-	
BODY		Construction	Monocoque	Monocoque
	Type	4-door Sedan	4-door Sedan	
PETROL ENGINE	Type	Petrol	Petrol/Atkinson Cycle	
	Capacity (cc)	2500	2494	
	Designation	4GR-FSE	2AR-FSE	
	Description	6-Cylinders, V Type, 24-valve, Quad-cam with Acoustically Controlled Inlet System (ACIS) and Dual VVT-i	4-Cylinders, In-line, 16-valve Twin-cam with Dual VVT-i	
	Fuel Injection	Direct	Direct and Port	
ELECTRIC MOTOR	Type	-	Permanent Magnet Synchronous Motor	
	Maximum System Battery Voltage (V)	-	650	
POWER ENGINE	Maximum Power (Combined) (kW)	-	164	
	Maximum Power (Petrol) (kW @ rpm)	153 @ 6400	133 @ 6000	
	Maximum Torque (Petrol) (Nm @ rpm)	252 @ 4800	221 @ 4200-5400	
	Fuel Economy (Combined) (L/100km) ⁽¹²⁾	9.2	4.9	
	Carbon Dioxide (g/km) ⁽⁵⁾	213	113	
HIGH VOLTAGE BATTERY	Type	-	NiMH	
	Nominal Voltage (V)	-	230.4	
DRIVE LINE	Layout	Rear Wheel Drive	Rear Wheel Drive	
	Transmission	6-speed Sequential Electronically Controlled Transmission (ECT) with Paddle Shift	Continuously Variable Transmission (CVT)	
STEERING	Type	Rack and Pinion	Rack and Pinion	
	Power Assistance	Electric	Electric	
BRAKES	Front	Ventilated Discs	Ventilated Discs	
	Rear	Solid Discs	Ventilated Discs	
SUSPENSION	Front	Independent Double Wishbone with Upper and Lower Ball Joints	Independent Double Wishbone with Upper and Lower Ball Joints	
	Rear	Multi-link Independent	Multi-link Independent	
TYRES AND RIMS	Front Tyre Size	225/45R17 - Luxury 225/40R18 - F Sport and Sports Luxury	225/45R17 - Luxury 225/40R18 - F Sport	
	Rear Tyre Size	225/45R17 - Luxury 255/35R18 - F Sport and Sports Luxury	225/45R17 - Luxury 255/35R18 - F Sport	
	Front/Rear Rim Size	17" x 7.5"/17" x 7.5" - Luxury 18" x 8"/18" x 8.5" - F Sport and Sports Luxury	17" x 7.5"/17" x 7.5" - Luxury 18" x 8"/18" x 8.5" - F Sport	
	Spare Tyre	Space Saver	Run Flat Tyre - Luxury Tyre Repair Kit - F Sport	

IS 350 ADVANCED FEATURES.

	IS 350 Luxury	IS 350 F Sport	IS 350 Sports Luxury
Vehicle Dynamics Integrated Management System (VDIM) (Incorporates Anti-skid Braking System (ABS) with Brake Assist (BA), Electronic Brakeforce Distribution (EBD), Traction Control (TRC) and Vehicle Stability Control (VSC))	•	•	•
Pedestrian Sensing Safety Bonnet	•	•	•
Drive Mode Select (ECO/NORMAL/SPORT)	•	•	•
SPORT S+ Drive Mode	-	•	•
Lexus Remote Touch Controller (LRT)	•	•	•
Cruise Control	Standard	Standard, EP2 - Radar Active Cruise Control (ACC)	Radar Active Cruise Control (ACC)
2 Door Smart Entry and Smart Start	•	•	•
Smart Key Card (Entry and Smart Start)	-	•	•
Leather Accented Seats	•	•	•
8-way Power Adjustable Front Driver and Passenger Seats	•	•	•
3 Position Driver's Seat Memory	-	•	•
Ventilated and Heated Driver and Front Passenger Seats	•	•	•
60/40 Split Fold Rear Seats	•	•	•
Woodgrain-look Interior	-	-	•
Rear Armrest with Cupholders	•	•	•
LFA Style Instrumentation	-	•	-
4.2" Thin Film Transistor (TFT) LCD Multi Information Display (MID)	•	-	•
7" Multimedia LCD Screen	•	•	•
15-speaker Mark Levinson 835W Audio System	-	•	•
Premium Pioneer 8-speaker Single DVD Digital Audio System	•	-	-
AUX and Dual USB Audio Inputs ⁽¹⁾	•	•	•
Digital Radio (DAB+) ⁽²⁾	•	•	•
Advanced Bluetooth™ Connectivity ⁽³⁾	•	•	•
Satellite Navigation System with Live Traffic Alerts and Cockpit View ⁽⁴⁾	•	•	•
Voice Control Including iPod [®] Audio ⁽⁴⁾	•	•	•
Sports Suspension Settings	-	•	•
Variable Gear Ratio Steering (VGRS)	-	•	•
Tilt and Slide Electric Glass Moonroof with Sunshade	EP1	EP1, EP2	•
Electric Rear Sunshade	-	-	•
Electric Retractable and Heated Exterior Mirrors	•	-	-
Automatic-fold, Self-dimming Exterior Mirrors with Memory	-	•	•
Dual-zone Climate Control Air Conditioning	•	•	•
Adaptive Variable Suspension (AVS)	-	•	•
Lane Departure Warning (LDW)	-	EP2	•
Pre-Collision safety System (PCS)	-	EP2	•
Automatic High Beam (AHB)	-	EP2	•
Bi-Xenon High Intensity Discharge (HID) Headlights	•	•	•
LED Daytime Running Lights (DRL)	•	•	•
Front Fog Lights	•	-	•
Emergency Flashing Brake Lights	•	•	•
Supplemental Restraint System (SRS) Airbags	8	8	10
Rear Occupant Seatbelt Reminder	•	•	•
Tyre Pressure Monitor (TPM)	•	•	•
Rear View Camera (RVC) with Rear Guide Assist (RGA)	•	•	•
8-head Clearance and Reversing Sonars	•	•	•
Rain Sensing Wipers with Road Speed and Rain Intensity Sensors	-	•	•
Left and Right Hand Side Blind Spot Monitor (BSM)	-	•	•
Anti-theft Horn and Intrusion Sensor	•	•	•
Metallic Front Scuff Plates	-	-	•
Sound Amplifying Exhaust and Resonator	•	•	•
F Sport Pedals	-	•	-
F Sport Steering Wheel	-	•	-
F Sport Unique Front Bumper, Grille, Metallic Scuff Plates, Badging, Sports Front Bucket Seats, Aluminium Trim	-	•	-

EP = Enhancement Pack

IS 300h ADVANCED FEATURES.

	IS 300h Luxury	IS 300h F Sport
Vehicle Dynamics Integrated Management System (VDIM) (Incorporates Anti-skid Braking System (ABS) with Brake Assist (BA), Electronic Brakeforce Distribution (EBD), Traction Control (TRC) and Vehicle Stability Control (VSC))	•	•
Pedestrian Sensing Safety Bonnet	•	•
Drive Mode Select (ECO/NORMAL/SPORT) + EV Mode	•	•
SPORT S+ Drive Mode	-	•
Switchable Tacho/Hybrid Vehicle Indicator	•	•
Lexus Remote Touch Controller (LRT)	•	•
Cruise Control	•	•
Hill-start Assist Control (HAC)	•	•
2 Door Smart Entry and Smart Start	•	•
Smart Key Card (Entry and Smart Start)	-	•
8-way Power Adjustable Front Driver and Passenger Seats	•	•
3 Position Driver's Seat Memory	-	•
Ventilated and Heated Front Driver and Front Passenger Seats	•	•
60/40 Split Fold Rear Seats	•	•
Leather Accented Seats	•	•
Rear Armrest with Cupholders	•	•
LFA Style Instrumentation with Energy Monitor	-	•
4.2" Thin Film Transistor (TFT) LCD Multi Information Display (MID)	•	-
7" Multimedia LCD Screen	•	•
Premium Pioneer 8-speaker Single DVD Digital Audio System	•	•
AUX and Dual USB Audio Inputs ⁽¹⁾	•	•
Digital Radio (DAB+) ⁽²⁾	•	•
Advanced Bluetooth™ Connectivity ⁽³⁾	•	•
Satellite Navigation System with Live Traffic Alerts and Cockpit View ⁽⁴⁾	•	•
Voice Control Including iPod® Audio ⁽⁴⁾	•	•
Sports Suspension Settings	-	•
Automatic-fold, Self-dimming Exterior Mirrors with Memory	-	•
Electric Retractable and Heated Exterior Mirrors	•	-
Dual-zone Climate Control Air Conditioning	•	•
S-Flow Energy Saving Air Conditioning	•	•
Adaptive Variable Suspension (AVS)	-	•
Bi-Xenon High Intensity Discharge (HID) Headlights	•	•
LED Daytime Running Lights (DRL)	•	•
Front Fog Lights	•	-
Emergency Flashing Brake Lights	•	•
Supplemental Restraint System (SRS) Airbags	8, EP3 - 10	8
Rear Occupant Seatbelt Reminder	•	•
Tyre Pressure Monitor (TPM)	•	•
Self-dimming Interior Rear View Mirror	-	•
Rear View Camera (RVC) with Rear Guide Assist (RGA)	•	•
Rain Sensing Wipers with Road Speed and Rain Intensity Sensors	-	•
8-head Clearance and Reversing Sonars	-	•
Left and Right Hand Side Blind Spot Monitor (BSM)	-	•
Anti-theft Horn and Intrusion Sensor	•	•
Acceleration Sound Control	•	•
F Sport Pedals	-	•
F Sport Steering Wheel	-	•
F Sport Unique Front Bumper Grille, Badging, Interior Ornamentation, F Sport Scuff Plates, Sports Front Bucket Seats	-	•
Hybrid Unique Rear Bumper and Badging	•	•
IS 300h LUXURY ENHANCEMENT PACK 1	Moonroof, 8-head Clearance and Reversing Sonars	
IS 300h LUXURY ENHANCEMENT PACK 2	EP1 Plus: Automatic High Beam (AHB), Metallic Front Scuff Plates, 15-speaker Mark Levinson 835W Audio System, LED Headlights, Woodgrain-look Interior, Lane Departure Warning (LDW), Electric Rear Sunshade, Rain Sensing Wipers, Automatic-fold, Self-dimming Mirrors with Memory, Smart Key Card (Entry and Smart Start), Self-dimming Interior Rear View Mirror, Blind Spot Monitor (BSM) and Driver's Seat Memory	
IS 300h LUXURY ENHANCEMENT PACK 3	EP2 Plus: 10 Supplemental Restraint System (SRS) Airbags, Radar Active Cruise Control (ACC) and Pre-Collision safety System (PCS)	
IS 300h F SPORT ENHANCEMENT PACK 1	Moonroof and 15-speaker Mark Levinson 835W Audio System	
IS 300h F SPORT ENHANCEMENT PACK 2	EP1 Plus: Radar Active Cruise Control (ACC) and Pre-Collision safety System (PCS)	

EP = Enhancement Pack

IS 250 ADVANCED FEATURES.

	IS 250 Luxury	IS 250 F Sport	IS 250 Sports Luxury
Vehicle Dynamics Integrated Management System (VDIM) (Incorporates Anti-skid Braking System (ABS) with Brake Assist (BA), Electronic Brakeforce Distribution (EBD), Traction Control (TRC) and Vehicle Stability Control (VSC))	•	•	•
Pedestrian Sensing Safety Bonnet	•	•	•
Drive Mode Select (ECO/NORMAL/SPORT)	•	•	•
SPORT S+ Drive Mode	-	•	•
Lexus Remote Touch Controller (LRT)	•	•	•
Cruise Control	Standard	Standard, EP2 - Radar Active Cruise Control (ACC)	Radar Active Cruise Control (ACC)
Premium Steering Wheel and Shift Knob	•	•	•
Tilt and Telescopic Steering Wheel	Manual	Electric	Electric
Hill-start Assist Control (HAC)	•	•	•
2 Door Smart Entry and Smart Start	•	•	•
Smart Key Card (Entry and Smart Start)	-	•	•
Leather Accented Seats	•	•	•
8-way Power Adjustable Front Driver and Passenger Seats	•	•	•
3 Position Driver's Seat Memory	-	•	•
Ventilated and Heated Front Driver and Front Passenger Seats	•	•	•
60/40 Split Fold Rear Seats	•	•	•
Woodgrain-look Interior	-	-	•
Rear Armrest with Cupholders	•	•	•
LFA Style Instrumentation	-	•	-
4.2" Thin Film Transistor (TFT) LCD Multi Information Display (MID)	•	-	•
7" Multimedia LCD Screen	•	•	•
15-speaker 835W Mark Levinson Audio System	-	EP1, EP2	•
Premium Pioneer 8-speaker Single DVD Digital Audio System	•	•	-
AUX and Dual USB Audio Inputs ⁽¹⁾	•	•	•
Digital Radio (DAB+) ⁽²⁾	•	•	•
Advanced Bluetooth™ Connectivity ⁽³⁾	•	•	•
Satellite Navigation System with Live Traffic Alerts and Cockpit View ⁽⁴⁾	•	•	•
Voice Control Including iPod® Audio ⁽⁴⁾	•	•	•
Sports Suspension Settings	-	•	•
Tilt and Slide Electric Glass Moonroof with Sunshade	EP1	EP1, EP2	•
Electric Rear Sunshade	-	-	•
Automatic-fold, Self-dimming Exterior Mirrors with Memory	-	•	•
Electric Retractable and Heated Exterior Mirrors	•	-	-
Dual-zone Climate Control Air Conditioning	•	•	•
Adaptive Variable Suspension (AVS)	-	•	•
Lane Departure Warning (LDW)	-	-	•
Pre-Collision safety System (PCS)	-	EP2	•
Automatic High Beam (AHB)	-	-	•
Bi-Xenon High Intensity Discharge (HID) Headlights	•	•	•
LED Daytime Running Lights (DRL)	•	•	•
Front Fog Lights	•	-	•
Emergency Flashing Brake Lights	•	•	•
Supplemental Restraint System (SRS) Airbags	8	8	10
Rear Occupant Seatbelt Reminder	•	•	•
Tyre Pressure Monitor (TPM)	•	•	•
Rear View Camera (RVC) with Rear Guide Assist (RGA)	•	•	•
8-head Clearance and Reversing Sonars	EP1	•	•
Rain Sensing Wipers with Road Speed and Rain Intensity Sensors	-	•	•
Left and Right Hand Side Blind Spot Monitor (BSM)	-	•	•
Anti-theft Horn and Intrusion Sensor	•	•	•
Dual Chrome Exhaust with Diffuser	•	•	•
Sound Amplifying Engine Resonator	-	•	-
F Sport Pedals	-	•	-
F Sport Steering Wheel	-	•	-
F Sport Unique Front Bumper, Grille, Metallic Scuff Plates, Badging, Sports Front Bucket Seats, Aluminium Trim	-	•	-

EP = Enhancement Pack



OWNERSHIP SOLUTIONS.

Ownership Solutions* allows you to determine your finance costs and know the Guaranteed Future Value (GFV) of your vehicle from the outset. It offers you choice, control and certainty. In short, everything you'd expect from Lexus.

How does Ownership Solutions work?

- You choose the deposit that best fits your needs**
- You choose your term***
- We agree the estimated kilometres you think you'll travel.
- Lexus Financial Services (LFS) then determines the GFV of your vehicle. The GFV is the agreed minimum value of your Lexus at the end of your finance contract. Your monthly repayments are then calculated based on the above information with a final payment equal to your GFV. Then, if you return your Lexus at the end of the term and satisfy the agreed terms and conditions, LFS will pay you the GFV which will be put against the final payment.

The end of the term? Simply replace, retain or return.

At the end of your term you can choose to:

- Replace or sell your Lexus using the trade-in value or sale price to pay the remaining balance of your account.
- Retain your Lexus and simply pay the remaining balance of your account (including final payment).
- Alternatively, return your Lexus and, subject to fair wear and tear conditions and the agreed kilometres being met, we'll put the GFV towards the final payment on your account (conditions apply).

Choosing your deposit – what is best for you?

With the flexibility of Ownership Solutions, you can choose the deposit that best fits your current needs*.

- If, for example, you have funds tied up in other investments, you can choose to finance your new Lexus with a zero deposit†.
- Alternatively, by using a larger deposit, you can lower your monthly repayments***.
- Better still, compared to other finance options over a similar term, Ownership Solutions can provide more affordable monthly repayments***.

Want more certainty?

With Ownership Solutions you're guaranteed that at the end of the term (subject to fair wear and tear and kilometre usage) you'll never owe more than your vehicle's worth to LFS. In other words, you don't have to worry about what your vehicle will be worth in the future because you know its minimum value from the outset.

What happens in the case of the unexpected?

If your vehicle incurs damage and does not meet the Fair Wear and Tear guidelines, LFS will give you the opportunity to have your vehicle repaired. Otherwise, LFS can organise the repairs and deduct the cost from your GFV. This adjusted GFV will then be the price that LFS will offer you if you return the vehicle at the end of your term. Of course, if you retain the vehicle, the condition doesn't matter, however, if you replace it or sell it privately the condition will obviously impact your sale price.

So what does your accountant think?

Naturally, we think Ownership Solutions is an excellent, innovative way to put you in control of buying a new Lexus. That said, we suggest you seek independent advice to ensure Ownership Solutions is right for you.

Wouldn't it be great if Ownership Solutions was just the beginning?

Lexus' innovations and commitment to customer service extend well beyond Ownership Solutions. Once you purchase a new Lexus, you'll become a member of the Lexus Encore Privileges programme and enjoy a host of exclusive benefits†.

For further details simply visit your nearest Lexus dealer or see lexus.com.au/services/benefits/ for details.

* Guaranteed Future Value (GFV) is the minimum value of your new Lexus at the end of your finance contract, as determined by Lexus Financial Services. If you decide to return your car to Lexus at the end of your term, Lexus Financial Services will pay you the agreed GFV amount which will be put against your final payment, subject to fair wear and tear conditions and agreed kilometres being met. The information provided is general in nature. You should seek your own financial advice to determine whether Lexus Ownership Solutions is appropriate for your individual circumstances. Terms and conditions, fees and charges apply. Lexus Ownership Solutions Guaranteed Future Value (GFV) products are available to approved customers of Lexus Financial Services, a division of Toyota Finance Australia Limited ABN 48 002 435 181, Australian Credit Licence 392536.

** Up to four years.

*** Lower monthly repayments compared to similar term with no Guaranteed Future Value (GFV) or equivalent balloon final payment. Total interest charges will be higher if a GFV or balloon final payment is selected.



THE BENEFITS OF ENCORE.

The benefits of being a Lexus owner go far beyond the intrinsic pleasure of driving the vehicle. From the moment you're handed the keys, you'll also be welcomed to the Lexus Encore Privileges programme[†] - a range of exclusive initiatives that reaffirm our ongoing pursuit of perfection.

It all means you'll enter a world of benefits that extends to every corner of life. A world where everything's just that much easier, and works that much more seamlessly. And a world where, should trouble ever find you, you can always find a helping hand.

Take our After Sales Service as an example. Both our technology and our technicians are at the forefront of automotive innovation. And our profound understanding of every single component of your Lexus means we can do more to ensure it's a pleasure to drive today, and in the long run.

It's a world you've always belonged in.
A privilege unique to Lexus drivers.

Silver service

Every aspect of your Lexus is built around your comfort and convenience, so it's fitting that when it's ready for a service, we'll come and pick it up from you, and provide you with a complimentary loan car while we're inspecting. Plus, when we return your Lexus, it will have received a complimentary wash and interior vacuum.

Experience Lexus outside your vehicle

We're constantly striving to enhance the Lexus ownership experience. It's what we're known for. Our luxury events will be the perfect way to experience the Lexus lifestyle and network with other owners. Tickets may be limited, so be quick to secure your place.

Peace of mind

Wherever you are and whatever you're doing, you can relax. Because with our Encore Privileges programme, you have the 24-hour support of Lexus Drive Care. We'll look after your car and, just as importantly, we'll look after you and your passengers.

Well read

You can stay abreast of all things Lexus from the comfort of your own home, with our Lexus Magazine delivered right to your door. It'll keep you updated on all aspects of luxury living. And covers everything you need to know about the cars that are leading the world.

[†] Terms and Conditions apply.
See lexus.com.au/services/benefits/ for details
Encore Privileges apply for the period of the standard four-year / 100,000km factory warranty (whichever occurs first) or such other standard factory warranty offered by Lexus from time to time on new Lexus vehicles. They do not apply to any certified or extended warranty products. Lexus Australia reserves the right to change, without notice, any benefits specified. Benefits should be confirmed at the time of ordering with your authorised Lexus dealer. Benefits are subject to Encore terms and conditions. For further information on these conditions, please contact your Lexus dealer. To the extent permitted by law, Lexus Australia will not be liable for any damage, loss or expense incurred in relation to the benefits specified above (whether by way of negligence or otherwise). Lexus Australia, a division of Toyota Motor Corporation Australia Limited ABN 64 009 686 097 155 Bertie St, Port Melbourne 3207.



New Vehicle Warranty expires four years from date of first delivery or 100,000kms, whichever occurs first. Refer to the warranty conditions. The New Vehicle Warranty does not limit and may not necessarily exceed your rights under the Competition and Consumer Act 2010.

The HV (Hybrid) Battery Warranty expires eight years from date of first delivery or 160,000kms, whichever occurs first. The warranty is comprised of the three year Lexus New Vehicle Warranty and an additional five year Lexus Australia Hybrid (HV) Battery Warranty. Refer to the warranty conditions. The warranty does not limit and may not necessarily exceed your rights under the Competition and Consumer Act 2010.

THIS BOOK IS PRINTED ON GREEN PAPER.

The Lexus book you are reading has been produced using HannoArt Satin. A premium coated paper representing a level of craftsmanship that is without peer. This environmentally responsible paper is manufactured using low environmental impact FSC® certified pulp and is certified carbon neutral by The Carbon Reduction Institute. Sappi, the manufacturers of HannoArt, place high importance on delivering an environmental and sustainable operation. They operate under world's best practice ISO 14001 EMS and EMAS certification and eliminate harmful by-products by using Totally Chlorine Free (TCF) pulp. HannoArt is archival, so like our vehicles it's made to stand the test of time.

As a company that strives to lessen its impact on the environment in every way possible, Lexus believes that choosing our paper wisely is one more step we can take in preserving our planet.



Models featured within this brochure are from May 2013 production.

- (1) Not all devices will be compatible and functionality will vary depending on the device.
 - (2) Digital radio station coverage dependent on vehicle location.
 - (3) The Bluetooth™ word mark is owned by The Bluetooth SIG, Inc. Not all devices will be compatible and functionality will vary depending on the device.
 - (4) iPod®, iPad® and iPhone® are registered trademarks of Apple, Inc. Not all devices will be compatible and functionality will vary depending on the device.
 - (5) Emissions vary depending on driving conditions/style, vehicle conditions and options/accessories.
 - (6) Fuel consumption will vary depending on driving conditions/style, vehicle conditions and options/accessories.
 - (7) Reversing Camera/Blind Spot Monitor (BSM)/Rear Guide Assist (RGA) is designed as a driver assist device only and should not be used as a substitute for skilled driving (and/or safe parking practices). The area into which the vehicle is to be driven must be visually monitored by the driver.
 - (8) Pre-Collision safety System (PCS) is a driver assist technology and should not be used in place of safe driving practices. Driver should continue to monitor road ahead.
 - (9) Radar Active Cruise Control (ACC) is a driver assist technology and should not be used in place of safe driving practices. Driver should continue to monitor road ahead.
 - (10) Current navigation mapping database encompasses major capital and primary national road networks as well as offering some coverage in regional areas. Suna™ GPS Traffic Updates are only available in metropolitan Adelaide, Brisbane, Canberra, Gold Coast, Melbourne, Perth and Sydney; it operates from information provided by Intelematics Australia and may not cover all road incidents and congestion. See sunatrafic.com.au for details.
 - (11) Lane Departure Warning (LDW) is a driver assist device only and should not be used as a substitute for safe driving practices. The area into which the vehicle is driven must be visually monitored by the driver.
 - (12) Fuel consumption will vary depending on driving conditions/style, vehicle conditions and options/accessories. Source of fuel consumption data: [ADR81/02 combined cycle (L/100km) for auto models].
 - (13) Gross Vehicle Mass (GVM) is the total permissible combined weight of the vehicle, including occupants, fuel and cargo.
 - (14) Towing capacity is subject to regulatory requirements, towbar and vehicle design and towing equipment limitations. Ask your Dealer for Lexus Genuine Towbar capacity and availability details.
 - (15) Some vehicle dimension figures are approximate and vary due to options and accessory fitment.
 - (16) Kerb, tare and payload weights are nominal and vary depending on options and accessories (and tray/body type).
 - (17) Automatic High Beam is a driver assist device only and should not be used as a substitute for safe driving practices.
- ^ Calculations encompass carbon emissions from seedling to printer. For full details please visit www.kwdoggett.com.au
- † Terms and Conditions apply. See lexus.com.au/services/benefits/ for details.

IMPORTANT NOTICE – please read: Lexus Australia uses its best endeavours to ensure this material is correct when published. You must check with your authorised Lexus dealer when ordering to ensure the vehicle with your chosen specifications, equipment and colour is available and that the vehicle can be delivered within the timeframe suitable to you. When ordering accessories, you must check with your authorised Lexus dealer to ensure the accessory's design, features and colours are available and will fit your vehicle. Please also consider the mass of your load to ensure you will not exceed the maximum allowable individual axle capacity, Gross Vehicle Mass and/or Gross Combined Mass of the vehicle. Refer to lexus.com.au for further details. Colours displayed here are a guide only and may vary from actual colours due to printing/display processes. Certain accessories when fitted will require the removal of standard equipment. Standard equipment may be retained by Lexus Australia. Lexus Australia reserves the right to change, without notice, at any time prices, colours, materials, equipment, specifications and discontinue colours/models. To the extent permitted by law, Lexus Australia will not be liable for any damage, loss or expense incurred as a result of reliance on this material in any way. Brembo™ is a registered trademark of Brembo SpA. Brembo's product names are either trademarks or registered trademarks of Brembo. Alcantara® is a registered trade mark of Alcantara SpA. Distributed nationally by Lexus Australia ABN 64 009 686 097, 155 Bertie St, Port Melbourne 3207. VALID: X5096-1-GLX874.

To learn more about the IS Line contact your Lexus Dealer on 1800 023 009 or visit lexus.com.au



 LEXUS