



IS

# IS


IS 350 / IS 300h / IS 300






**STRENGTH LIES IN FLEXIBILITY.**

- IS » P2
- EPISODE 6 » P30
- TAKUMI » P62
- COLOURS & TRIMS » P64
- LEXUS OWNERSHIP SOLUTIONS » P68
- BENEFITS OF ENCORE » P70
- SPECIFICATIONS » P72








*In today's fast-paced world, change happens every day.  
If you keep mind and body relaxed and flexible,  
you can go your own way on any road.*


























*I always look forward, so I know where I am heading.  
I want to stay sharp and agile, so I can turn at a moment's notice.*







*There are an infinite number of paths.  
None are wrong.  
You just have to find your own.*







*A match without spectators is dull.  
That's why giving joy to lots of people through  
my own abilities brings me happiness.*















*Changing what you can't see, rather than what you can, maybe that's true evolution.*






*Every road represents progress.  
As long as I don't stop driving.*







*Drive beyond your past, beyond conventional wisdom.  
Do it to eclipse the expectations of people around you, in a good way.*







*The future awaits. Approach it with an open heart.*











LEXUS

IS

EPISODE

6



1	IS CONCEPT	» P32
2	DESIGN	» P38
3	PERFORMANCE	» P42
4	FEATURES	» P46
5	SAFETY	» P54
6	F SPORT	» P58







EPISODE

1



IS CONCEPT

*Thrilling and agile. Experience the pure sports driving pleasure of an inspired and spirited compact sedan.*

The fresh evolution of the IS compact sedan builds on the inspired character and distinctive spirit of the IS as Lexus' original sports-focused sedan. Its development started with the fun-to-drive experience and sporty design woven into the IS's DNA, and focused on evolving pure sports driving pleasure to a higher level, boosting driving fun and fuelling the desire to drive even further.

It is realised in a design that anticipates thrilling and agile driving performance in an intelligent and innovative package. A powerful face and athletic lines project an aggressive

attitude at first glance. A closer inspection confirms the dynamic presence of a sports sedan honed for captivating driving pleasure. In the cabin, this sporting attitude is balanced by refined Lexus sophistication, blending sports driving exhilaration with thoughtful touches to support an active lifestyle. Integrating advanced Lexus functionality that satisfies contemporary needs, with spacious comfort and ample capacity for passengers and their gear, to make every drive a true pleasure.

[DISCOVER MORE ABOUT THE IS](#)











Taking an innovative approach to creating a truly distinctive compact sports sedan, the IS design team flipped the conventional development process on its head. Beginning with the core concept of providing a fun-to-drive experience, instead of theoretical concepts and long meetings, they took a hands-on approach to sports driving pleasure, and the technology and components required to bring it vividly to life. Time after time, they built and tested their ideas with actual prototypes, comparing and analysing driving experiences to establish performance benchmarks and a shared expression of driving fun, to continually hone every facet

of performance. This hands-on approach extended to the testing and adoption of advanced production technologies, to enable its realisation.

Naturally, the proof of this unique approach to breakthrough performance is in the driving experience. To test it, slip behind the wheel, engage your senses, depress the accelerator and just drive. The moment you and the IS move as one, with responsive and agile handling and powerful thrilling performance, you will truly understand the IS's fun-to-drive spirit and desire to just keep on driving, in your body and soul.

[DISCOVER MORE ABOUT THE IS](#)







EPISODE

2



DESIGN

*Stating its pure sports credentials, the 'Aggressive Sports' design further advances the powerful athletic character of the IS.*

The IS's dramatic statement of sporting intent is instantly compelling, its powerful stance and flowing lines projecting a vital sense of forward movement. The dynamic presence of the front face creates a clear contrast between a fresh evolution of the iconic Lexus spindle grille in the centre, and the power expressed by the solid corners that connect the front bumper and fenders. The continuous lines of the 3-eye LED low beam headlamps\* accentuate the sharpness of L-shaped LED Daytime Running Lights (DRL). From the rear, the muscular stance is heightened by the sense of depth projected by the bold layered design of the L-shaped LED rear combination lamps.

In the spacious cabin, the Lexus L-finesse design philosophy shapes a driver-oriented cockpit worthy of a sports sedan. The horizontal lines of the dashboard create a clean and open ambience. The feeling of sports control is heightened by a focus on functionality in the clear information provided by the Optitron meters and 10.3-inch Electro Multi-Vision (EMV) display, and refined touches that include the choice of materials, accent stitching, and design of the steering wheel and shift lever.

[DISCOVER MORE ABOUT THE IS](#)

\* Feature available in F Sport and Sports Luxury grades only. Overseas model shown.





**EXTERIOR**

*Bold and dynamic, the muscular stance and athletic lines project a sporting attitude, instantly building anticipation of thrilling sports driving pleasure.*

[DISCOVER MORE ABOUT THE IS](#)



**INTERIOR**

*The driver-oriented cockpit is focused on sports driving pleasure, blending advanced functionality, sophisticated amenities and quality details in a refined expression of Lexus luxury.*

[DISCOVER MORE ABOUT THE IS](#)







EPISODE

3



PERFORMANCE

*The innovative approach to fun-to-drive focuses on the exhilarating performance experienced in the driver's seat.*

Pure sports driving pleasure is a core strand of the IS's DNA, a heart-moving expression of the fun-to-drive philosophy experienced each time you get behind the wheel. To realise an authentic sports driving experience, the innovative approach to developing the IS focused on the driver. The low hip position of the driver's seat and optimising the steering wheel position contribute to a linear feel of vehicle behaviour, for relaxed and intuitive sports driving control.


Under the dynamic exterior, the generation of pure driving pleasure is the product of a fusion of advanced technologies and refined components. Extensive use of body adhesives,

laser screw welding and spot welding creates an extremely rigid yet light body structure. A choice of dynamic 3.5-litre V6 engine, powerful and efficient 2.5-litre engine with hybrid system or 2.0-litre turbocharged unit, all of which deliver seamless and engaging performance. The suspension was fine-tuned for excellent grip performance and stability, and response to steering input. In the IS 350, a sound generator produces a sporty engine note to heighten the thrill of driving.

[DISCOVER MORE ABOUT THE IS](#)







**01 / Chassis**

The foundation for the IS's agile sports handling, stability and smooth ride comfort is a lightweight body structure with outstanding rigidity and vibration damping characteristics. It was made from hot-stamp, high-tensile steel sheeting for reinforcements and critical components, using innovative production technologies that include body adhesives and laser screw welding.

**02 / 8-speed Sport Direct Shift (SPDS)**

In non-hybrid variants, the dynamic linear acceleration of the lightweight and compact 8-speed SPDS delivers smooth shift feeling and superb drivability, together with excellent fuel efficiency and outstanding quietness, even at high speeds. In D position with Sport/Sport S or Sport S+ Mode, G Force Artificial Intelligence Shift (G AI-SHIFT) selects the optimum gear and downshift pattern in response to input from a G force sensor. In M position, it enables gear holding, as well as full lock-up shifting from 2nd through 8th gears.

**03 / Aerodynamics**

Careful attention devoted to aerodynamics contributes to the fuel-efficient performance and quiet comfort of the cabin, even in high-speed driving. Aero stabilising fins on the front doorframe covers and rear combination lamps contribute to handling stability and road tracking performance, while aero stabilising fins on the underbody help smooth airflow. Aluminium tape inside the front and rear bumpers helps suppress airflow separation, further enhancing handling stability.

**04 / 3.5-litre V6 engine**

The sophisticated V6 engine integrates advanced technologies that include a D-4S fuel injection system that features both direct and port injectors to balance high power output with fuel efficiency, and Dual VVT-i which increases torque and output, contributing to excellent fuel economy and reduced emissions.<sup>1</sup>



**05 / 2.0-litre direct injection turbocharged engine**

This engine combines a compact high-efficiency twin scroll turbocharger with an Atkinson Cycle engine with Dual VVT-i (Intake side: VVT-iW) to deliver exhilarating driving performance and excellent fuel efficiency. The innovative D-4ST features both direct and port injectors, to help realise excellent torque, responsiveness, and fuel efficiency.<sup>2</sup>

**06 / Drive mode select**

Drive mode select provides integrated control of multiple systems to let you tune performance to suit your driving style. In F Sport and Sports Luxury grades, you can select and change between four modes: Normal, Eco, Sport S, and Sport S+ Modes. In addition, Customise Mode enables drivers to set their preferred settings for the powertrain, AVS, EPS<sup>3</sup> and air conditioning.

**07 / Front and rear suspension/performance body damper**

Individual components in the double wishbone front suspension and multi-link rear suspension were optimised to deliver sports driver-friendly characteristics, for agile yet stable driving, with superb grip and excellent response to steering input. The use of aluminium for the front arms realises both light weight and high rigidity. On the IS 300 and IS 350 only, a front performance body damper enhances rigidity and vibration damping performance, to realise exceptional handling stability at the heart of sports driving enjoyment.

**08 / Sound generator**

On the IS 350, to heighten the excitement of sports driving, the sound generator boosts the sound pressure level of specific frequencies in the engine air intake, to generate a distinctive sporty engine note when you accelerate in the mid-to-high rpm ranges.

**09 / Hybrid systems**

For dynamic driving and environmental performance, Lexus Hybrid Drive intelligently combines the power of a highly efficient 2.5-litre petrol engine with electric power from a high-output motor.

<sup>1</sup> D-4S: Direct injection 4-stroke gasoline engine Superior version. VVT-i: Variable Valve Timing-intelligent.  
<sup>2</sup> VVT-iW: Variable Valve Timing-intelligent Wide. D-4ST: Direct injection 4-stroke gasoline engine. Superior version with Turbo.  
<sup>3</sup> AVS: Adaptive Variable Suspension system. EPS: Electric Power Steering.

**DISCOVER MORE ABOUT THE IS**







EPISODE

4



FEATURES

*Refined features and attention to detail, that are the hallmark of Lexus quality, feed the pure sports driving pleasure.*

The more time you spend in the IS, the further you'll want to drive as you come to appreciate the quality of its refined features. The powerful face, with the eye-catching design of the 3-eye LED low beam headlamps\* that flow above the LED Daytime Running Lights (DRL) to accentuate their sharpness, is complemented by the L-shaped LED rear combination lamps that give a deep glittering display when illuminated.

In the inviting space of the cabin, the outstanding functionality, intuitive operation and precise control of the sports-focused cockpit are the product of the innovative 'driving experience' development process. The high quality functionality, look and feel of each component create a superb environment for sports driving pleasure.

It is evident in the sporty finish of the 2-eye Optitron meters^ and advanced technology of the 10.3-inch Electro Multi-Vision (EMV) display. Together with refined details that support sporting operation and driving pleasure such as the shape of the supportive knee pads, plating on the shift knob, and electrostatic touch control for temperature settings. Passengers in the roomy rear seats will enjoy the luxury of Lexus comfort. The ample trunk space further extends the functionality of this compact sports sedan.

[DISCOVER MORE ABOUT THE IS](#)

\* Feature available for F Sport and Sports Luxury grades only.

^ Feature available for Luxury and Sports Luxury grades only.







**01 / 3-eye LED low beam headlamps\***

The outer lines of the headlamp flow above the LED Daytime Running Lights (DRL) then converge, to create a unique sharp-eyed look. The 3-eye LED low beams illuminate in an L shape, evoking a next-generation Lexus identity.

**02 / Bi-Beam LED headlamps<sup>^</sup>**

The Bi-Beam LED headlamps switch between low and high beam to generate a bright light for excellent visibility at night, while reducing power consumption. The arrowhead-shaped LED DRL emits a subtle Lexus signature.

**03 / LED rear combination lamps**

The bold lines and layered structure of the L-shaped rear combination lamps exude tension, emphasising the IS's bold wide stance. The multiple LEDs in the tail and stop lamps illuminate in a deep glittering L-shaped display, accentuating the Lexus presence.

**04 / Dual exhaust pipes<sup>†</sup>**

Refinements that express the continuing evolution of the IS as a premium sports sedan include the adoption of rectangular chrome exhaust pipes that accentuate its sporting nature.

**05 / Moonroof<sup>‡</sup>**

The moonroof lets ample light and fresh air into the cabin, expanding the feeling of space and driving enjoyment. It opens and closes, tilts up and down at the touch of a button. A low-speed motor provides quiet operation.

**DISCOVER MORE ABOUT THE IS**

\* Exclusive to F Sport and Sports Luxury grades only.  
<sup>^</sup> Applicable to Luxury grade only.

<sup>†</sup> Available in IS 300 and IS 350 grades only.  
<sup>‡</sup> Limited to Luxury grade with Enhancement Pack 1, F Sport with Enhancement Pack 1 and Sports Luxury grades only.





FEATURES / INTERIOR



**01 / Multimedia coordination function**  
This function coordinates the display of information from the multimedia systems on the 10.3-inch Electro Multi-Vision (EMV) display in the centre of the instrument panel and the 4.2-inch colour Thin Film Transistor (TFT) multi-information display in the centre of the meter cluster. For convenience and easy control, audio system, incoming mobile calls, and some navigation information on the EMV display can be displayed on the multi-information display, and controlled using switches on the steering wheel.

**02 / Optitron meters\***  
The self-illuminating 2-eye Optitron meters provide vital driving information at a glance. The combination of plating on the outside of the meter ring and satin-look plating on the inside evokes a feeling of sporty quality, heightened by the spin finish on the dial plate.

**03 / Mark Levinson audio system<sup>^</sup>**  
The Mark Levinson Premium Surround Sound System features a compact 12-channel amplifier to drive 15 GreenEdge ultra-high efficiency speakers that generate outstanding output while significantly reducing energy consumption. A 5.1-channel surround system contributes to the high fidelity, concert hall quality sound. Optimal tuning of the speaker output helps to realise superb sound quality that heightens the emotional pleasure of listening to music.

\* Available in Luxury and Sports Luxury grades only.  
<sup>^</sup>300: Sports luxury, and F Sport w/ Enhancement Pack 1.  
300h: Sports luxury and F Sport w/ Enhancement Pack 1.  
350: Sports luxury and F Sport.

**04 / Remote Touch Interface**  
Simple operation that includes enter switches integrated on both sides and a back switch lets users interact intuitively with the navigation and audio systems on the 10.3-inch EMV display, for easy control of the systems.

**05 / Cupholders**  
Connecting the cupholders and optimising their shape enhance their usability, providing convenient storage for smaller items such as smartphones, as well as cups or mugs with handles.


**06 / Electrostatic temperature control switches**  
The innovative electrostatic temperature controls located in the centre console enable quick and intuitive operation of the air conditioner with the touch of a finger. To optimise individual comfort, temperature settings for the driver and front passenger seats can be set separately.

**07 / 2 USB ports/mini jack**  
The audio system is equipped with two USB ports, one that enables the playing of music on connected USB devices in a number of data formats, MP3 and Windows Media Audio (WMA), and one that can be used for charging smartphones and other devices.

**DISCOVER MORE ABOUT THE IS**







**01 / Analogue clock**

The stylish analogue clock embodies Lexus luxury, functionality and simplicity. The satin-like plating of the bezel is complemented by the high quality feel of the spin finish on the dial plate. The contrast between the 3-dimensional scales and needle colour enhance legibility.

**02 / Accent stitching**

The air of sporting luxury is heightened by the refined details, including the selection of material and stitching for the meter hood, palm rest and kneepads. The symmetry of the single stitch line on the meter hood facing the driver creates a feeling of continuity with the dashboard ornamentation, expressing a sharp sporty attitude.

**03 / Ventilated seats**

Ventilated seats for the front seats provide individual comfort. They use an integrated blower-type fan that provides quick and powerful performance, pushing air through the seatback and seat cushion to eliminate the humid feeling associated with leather seats.

**04 / Steering wheel control switches**

Switches integrated in the steering wheel provide quick control of the multimedia systems without taking your hands off the wheel. Their square shape enables easy recognition of top/bottom and left/right operating directions. The metal ornamentation provides a stylish finish.

**05 / Kneepads**

The large kneepads wrap around the air conditioning and audio system control panels with hairline finish on both sides of the centre console to provide support during sports driving.

**06 / Fold-down rear seatbelts - 60/40 split**  
60/40 split, fold-down rear seatbacks combine with the ample trunk space to provide versatile and flexible luggage carrying capacity. The fold-down mechanism makes it easy to fold down one or both sides of the 60/40 split rear seatbacks to enable the carrying of items approximately 150cm in length.

**07 / Boot space**

Balancing exhilarating performance with thoughtful functionality is the hallmark of Lexus. A good example is the intelligent layout of the rear suspension, which contributes to the ample capacity of the boot, with room for three full-size (9.5-inch) golf bags.

**08 / Power front seats**

The front seats have 10-way power adjustments to let individuals with a wide range of physiques tailor the optimum position of comfort and support required for focused sports driving. The adjustments include slide, tilt, lifter and recline. The driver's seat also features lumbar support adjustment.

**09 / Quilted seat cushions**

The renowned Lexus attention to detail, refined through the sport-focused approach of the IS, is evident in the quilted seat cushions. Emphasising the 3-dimensional feel of the material, they accentuate the dynamic expression of athletic strength and sporty ambience of the interior.

**10 / Power rear window sunshade\***

Power controls for this convenient sunshade make it easy to provide shade and privacy in the rear seats. For a clear field of view when reversing, it automatically retracts when reverse gear is engaged.

**DISCOVER MORE ABOUT THE IS**

\*Feature limited to Sports Luxury grade only.





EPISODE

5



SAFETY

*Enhancing driving pleasure, the IS integrates advanced active and passive safety measures to help assist safe driving and give peace of mind.*

Your enjoyment of the IS's thrilling sporting performance is underpinned by active and passive safety measures that utilise advanced technologies to deepen your peace of mind.

To help assist safe driving, the Lexus Safety System + integrates a Pre-Collision Safety (PCS) System (including Pedestrian Detection), Lane Departure Alert (LDA) with Steering Control, Automatic High Beam System (AHB) and Active Cruise Control (ACC). The Rear Cross Traffic Alert (RCTA) and the Blind Spot Monitor System use advanced radar technologies to enhance driver awareness of other vehicles in various driving situations\*.

In the event of an accident, occupant protection is integrated into the core of the IS, with a high rigidity body structure designed to help disperse crash energy, and a high-strength body frame to help suppress distortion of the cabin. Inside the cabin, 10 Supplemental Restraint System (SRS) airbags, together with pretensioners and force limiters on the front seatbelts help reduce the impact to occupants in a collision. The innovative Pop Up Hood (PUH) helps to provide pedestrian protection in the event of a frontal collision.

[DISCOVER MORE ABOUT THE IS](#)





SAFETY



LEXUS SAFETY SYSTEM +

01 / Pre-Collision Safety (PCS) System (including Pedestrian Detection)

When the radar sensor and camera sensor detect a collision with a pedestrian or vehicle ahead is likely, it alerts the driver using a buzzer and the multi-information display, and activates Pre-Collision brake assist when the driver depresses the brake pedal. If the driver cannot depress the brake pedal, it activates the Pre-Collision brakes to help avoid a collision or mitigate the impact force.

02 / Active Cruise Control

In addition to maintaining a constant speed, Active Cruise Control uses the radar sensor and camera sensor to detect a vehicle driving ahead and maintain an appropriate distance between vehicles at speeds over 40km/h.

03 / Lane Departure Warning with Steering Assist (LDW+)

LDW+ alerts the driver with a sensory alert using steering wheel vibration or a buzzer, and on the multi-information display if the system judges the vehicle is about to cross the lane markings without using the turn signals, and assists steering to avoid lane departure. In addition, Vehicle Sway Warning monitors steering operation and the vehicle's position within a lane to detect vehicle sway due to driver inattention or drowsiness, and alerts the driver by a buzzer and on the multi-information display.<sup>1</sup>

04 / Automatic High Beam (AHB)

AHB helps safe driving at night by instantly switching from high to low beam when the lights of an oncoming vehicle, or the tail lights of a vehicle in front, are detected.<sup>1</sup>

05 / Blind Spot Monitor System\*

When the quasi-millimetre-wave radars in the rear bumper detect vehicles in adjacent lanes that aren't visible in the door mirrors, the system activates a warning indicator in the relevant door mirror the moment a vehicle enters this blind spot.

06 / Rear Cross Traffic Alert (RCTA)\*

To assist safe reversing, RCTA uses quasi-millimetre-wave radars in the rear bumper to detect approaching vehicles in difficult-to-see areas behind the vehicle. When an approaching vehicle is detected, RCTA alerts the driver using a buzzer and indicator in the relevant door mirror.



07 / Pop Up Hood (PUH)

The innovative PUH helps to provide pedestrian protection in the event of a frontal collision, and at the same time enables a sporty design with a low hood line. When the sensors mounted in the front bumper determine that the vehicle has collided with a pedestrian, the hood instantly pops up to create a space to absorb the impact force.

08 / Drive-start Control

If an abnormal shift change from R to D, D to R, N to R, P to D, or P to R range is detected while accelerating, a warning is displayed in the multi-information display and power output is reduced to limit acceleration, helping to avoid a collision.

09 / SRS airbags

The IS features dual-stage SRS airbags (Front seats), SRS knee airbags (Front seats), SRS side airbags (Front and rear seats), and SRS curtain shield airbags (Front and rear door windows).<sup>2</sup>

DISCOVER MORE ABOUT THE IS

<sup>1</sup> The system may not operate properly depending on the weather, road and vehicle conditions or other factors. Be sure to read the Owner's Manual carefully.

<sup>2</sup> The SRS airbags are supplemental devices to be used with the seatbelts. The driver and all passengers in the vehicle must wear their seatbelts properly at all times. Never install a rear-facing Child Restraint System (CRS) on the front passenger's seat. For a forward-facing CRS, it is recommended you use it in the rear seats. Please do not use accessories for the seats that cover the parts where the SRS side airbags should inflate. Such accessories may prevent the

SRS side airbags from activating correctly, causing serious injury (Lexus genuine seat covers are specifically designed for models equipped with the SRS side airbags. To find out about availability in your area, please enquire at your local dealer). The photo shows all the SRS airbags activated for display purposes only (the SRS side and curtain shield airbags only inflate on the side of the collision in an actual accident). For details on these and other important safety features, be sure to read the Owner's Manual carefully.





EPISODE

6



F SPORT

*Evolved directly from the LFA supercar, the IS's F SPORT advances an exclusive approach to sports performance.*


Lexus created its very first F SPORT model to inject the sports performance of the LFA supercar into the IS. The F SPORT package further evolves the IS's F SPORT DNA with exclusive design, performance and equipment levels to boost its athletic prowess. It confronts you head-on with the muscular stance of the large 18-inch aluminium wheels, its powerful performance projected by the jet-black metallic F-shaped grille mesh, and front bumper side garnish that integrates the large brake cooling ducts. The exclusive F SPORT rear bumper incorporates the same F-shaped mesh to reinforce the sporty attitude.

In the driver's seat, the outstanding holding performance of the F SPORT seat

is complemented by the precision and craftsmanship of the Naguri-style aluminium, leather accented steering wheel and shift knob, aluminium pedals, and the eye-catching F SPORT meter that evolved directly from the LFA supercar.

This feeling of sporting control is transformed into F SPORT exhilaration by the exclusively tuned suspension with Adaptive Variable Suspension system (AVS), which optimally controls damping force. It contributes to an exhilarating fun-to-drive experience that can't be measured in numbers alone, but also with smiles.

[DISCOVER MORE ABOUT THE IS](#)







[A] Front mesh grille / [B] Front bumper / [C] Aluminium wheels / [D] Front fender emblems



[E] Single dial meter / [F] Steering wheel / [G] Aluminium pedals / [H] Shift lever knob / [I] Trim (Wedge Metal) / [J] Scuff plates

Overseas model shown.

F SPORT



01 / F SPORT rear bumper

The continuing evolution of F SPORT DNA drove the sporty design of the exclusive rear bumper, which matches the front grille by incorporating F-shaped mesh in the lower rear bumper.

02 / Front and rear suspension

The F SPORT suspension delivers damping characteristics that suit sports driving sensibilities, giving a natural feeling in response to the road conditions and vehicle behaviour. Exclusive tuning of the double wishbone front suspension and multi-link rear suspension includes the shock absorbers and other components, together with the EPS.

03 / F SPORT front seats

The front sports seats are the product of an innovative 'integrated foaming' manufacturing process. They provide a blend of refined comfort with firm support and excellent holding performance for sports driving.

04 / F SPORT meter

A direct evolution of the ground-breaking design and functionality of the meter in the Lexus LFA, the innovative single dial meter takes centre stage with a combination of Lexus sophistication and cutting-edge precision. In addition to showing information in a clear and logical manner, the meter ring display changes to reflect the drive mode selected.

05 / F SPORT multi-information display

When the driver activates the multi-information system, the F SPORT meter ring slides to the side to display additional information including a turbo boost meter with oil temperature and pressure gauges, and a G sensor with steering angle.

Note: The turbo boost meter is for the IS 300 only.

[DISCOVER MORE ABOUT THE IS](#)







LEXUS  
TAKUMI

*The Lexus pursuit of perfection finds its finest expression in the master craftsmanship of the Takumi.*



Every Lexus is based on an uncompromising approach to creating premium automobiles. Inspired by our 'Yet' philosophy, we seek innovation in every facet of engineering through a sophisticated fusion of seemingly incompatible ideas such as 'high performance yet high fuel efficiency'. In addition, unique Lexus styling is born of our L-finesse design language, a fine balance of 'Leading-edge' and 'finesse', so that every Lexus is not only captivating and luxurious, but also highly refined. Finally, every new Lexus model is also measured against a set of internal standards covering design, performance, specifications and equipment, to confirm it is distinctive and worthy of the Lexus emblem.

This pursuit of perfection is evident at every stage of the manufacturing process. Every Lexus vehicle is created with a masterful skill and attention to detail inspired by both traditional artisanship and state-of-the-art engineering. For example, at the Tahara plant in Japan, precision components made using leading-edge digital technology are assembled and finished by master craftsmen called Takumi, whose technical expertise and sure senses are honed by decades of rigorous experience.





---

EXTERIOR & INTERIOR  
COLOURS

*Captivating and sophisticated, the evocative exterior colours and stylish colour and trim combinations in the cabin radiate strength and dynamism, reinforcing the IS's sporty luxury appeal.*

---



Sonic Quartz < 085 ><sup>2</sup>



Premium Silver < 1J4 >



Mercury Grey < 1H9 >



Titanium < 1J7 >



Graphite Black < 223 >



Onyx < 212 >



White Nova - F Sport only < 083 ><sup>1</sup>



Caliente < 3T2 >



Vermillion < 3R1 >



Cobalt Mica - F Sport only < 8X1 ><sup>1</sup>



Deep Blue < 8X5 ><sup>2</sup>

**BUILD AND PRICE YOUR LEXUS**

<sup>1</sup> Available on F SPORT package only.  
<sup>2</sup> Not available on F SPORT package.





INTERIOR TRIMS  
*The inside word on style.*



Nuance Black Trim (Luxury and Sports Luxury models only)  
 Overseas IS 300h Sports Luxury model with Enhancement Pack 1 shown



Chateau Trim (Luxury and Sports Luxury models only)  
 Overseas IS 350 Sports Luxury model with Enhancement Pack 1 shown



Black Trim (F Sport models only)  
 Overseas IS 300h F Sport model with Enhancement Pack 1 shown



Dark Rose Trim (F Sport models only)  
 Overseas IS 350 F Sport model with Enhancement Pack 1 shown



Black Trim (Luxury and Sports Luxury models only)  
 Overseas IS 300h Sports Luxury model with Enhancement Pack 1 shown



Noble Brown Trim (Luxury and Sports Luxury models only)  
 Overseas IS 300h Sports Luxury model with Enhancement Pack 1 shown

Pure luxury embraces you the moment you sit down. You're immersed in a world of comfort and refinement. These are some of the sensations you'll experience inside your Lexus IS model, as finely crafted materials and finishes add a tactile nuance to the L-finesse design language.

The opulent interior detail on the seating and door panels comes in a selection of four treatments in Luxury and Sports Luxury models.

The Noble Brown interior is distinctively refined. Then there's the smooth elegance of the Chateau interior. The latest addition to the interior palette is the dangerously desirable look of Nuance Black. For the purists, there's also classic Black.

Each hue is offset by a choice of mouldings which highlight the clean lines of the interior design. The sleek lustre of Mercury Mist adds a sense of definition and dynamism to Luxury models, while Sports Luxury models offer the sophistication of Laser Cut ornamentation.

The rich lustre of a silver metallic finish enhances the steering wheel design, offset by rich black trims. Across the instrument panel and door panels, high sheen metallic mouldings add vibrancy. So too, the silver metallic finish of the electrostatic air conditioning switch instils added style.


F Sport interiors are energised by a choice of two interior design treatments. If you're daring, the Dark Rose colour treatment features a deep red hue for a striking interior. Or maybe you'd prefer your F Sport in Black. In each scenario, F Sport models have exclusive Naguri-style Aluminium mouldings. These genuine metal structures have been etched to achieve a three-dimensional effect which complements the high performance attitude of the F Sport, while aluminium pedals and scuff plates add highlights to the high-tech look.

So, whatever attitude your preferred Lexus IS model displays on the outside, it's complemented by an equally distinctive personality on the inside.

TRIMS



Mercury Mist (Luxury models only)



Naguri-style Aluminium (F Sport models only)



Laser Cut (Sports Luxury models only)

**BUILD AND PRICE YOUR LEXUS**

Lexus Australia reserves the right to vary and discontinue the current interior and exterior colours, trims and colour/trim/model combinations. Colours and trims displayed here are a guide only and may vary from actual colours due to printing/display process. See your Lexus dealer to confirm colour/trim/model availability when ordering your vehicle.





LEXUS OWNERSHIP SOLUTIONS

*Lexus Ownership Solutions allows you to determine your finance costs and know the Guaranteed Future Value (GFV)\* of your vehicle from the outset. It offers you choice, control and certainty. In short, everything you'd expect from Lexus.*

**How does Lexus Ownership Solutions work?**

- You choose the deposit that best fits your needs.
- You choose your term.++
- You decide on the estimated kilometres you think the vehicle will have travelled at the end of the term (the End Odometer). The End Odometer will also include any kilometres already on the vehicle.
- Lexus Financial Services (LFS) then determines the GFV of your vehicle and calculates your monthly repayments with a final payment equal to the GFV. The GFV is the minimum value of your Lexus at the end of your finance contract. So, if you return your Lexus at the end of the term, LFS will pay you the GFV which will be put against the final payment (subject to fair wear and tear conditions and agreed kilometres being met).

**The end of the term? Simply replace, retain or return.**

At the end of your term you can choose to:

- Replace or sell your Lexus using the trade-in value or sale price to pay the remaining balance of your account.
- Retain your Lexus and simply pay the remaining balance of your account (including final payment).
- Alternatively, return your Lexus and, subject to fair wear and tear conditions and the agreed kilometres being met, we'll put the GFV towards the final payment on your account.

**Choosing your deposit - what is best for you?**

With the flexibility of Lexus Ownership Solutions, you can choose the deposit that best fits your current needs.

- If, for example, you have funds tied up in other investments, you can choose to finance your new Lexus with a zero deposit.††
- Alternatively, by using a larger deposit, you can lower your monthly repayments.
- Better still, compared to other finance options over a similar term, Lexus Ownership Solutions can provide lower monthly repayments.\*\*\*

**Want more certainty?**

With Lexus Ownership Solutions, you've got the reassurance that at the end of the term (subject to fair wear and tear and agreed kilometres being met) you'll never owe more than your vehicle's worth to LFS. In other words, you don't have to worry about what your vehicle will be worth in the future because you know its minimum value from the outset.\*

**What happens in the case of the unexpected?**

If your vehicle incurs damage and does not meet the Fair Wear and Tear guidelines, LFS will give you the opportunity to have your vehicle repaired. Otherwise, LFS can organise the repairs and deduct the cost from your GFV. This adjusted GFV will then be the price that LFS will offer you if you return the vehicle at the end of your term. Of course, if you retain the vehicle, the condition doesn't matter, however, if you replace it or sell it privately, the condition will obviously impact your sale price.

**So what does your accountant think?**

Naturally, we think Lexus Ownership Solutions is an excellent, innovative way to put you in control of buying a new Lexus. That said, we suggest you seek independent advice to ensure Lexus Ownership Solutions is right for you.

**Wouldn't it be great if Lexus Ownership Solutions was just the beginning?**

Lexus' innovations and commitment to customer service extend well beyond Lexus Ownership Solutions. Once you purchase a new Lexus, you'll become a member of the Lexus Encore Privileges Programme and enjoy a host of exclusive benefits.†

For further details, simply visit your nearest Lexus dealer or see [lexus.com.au/services/benefits/](https://lexus.com.au/services/benefits/)

**FIND OUT MORE**

+ The Guaranteed Future Value (GFV) is the minimum value of your new or approved demonstrator Lexus at the end of your finance contract, as determined by Lexus Financial Services (LFS). If you decide to return your car to Lexus at the end of your term, LFS will pay you the agreed GFV which will be put against your final payment, subject to fair wear and tear conditions and agreed kilometres being met. The information provided is general in nature. You should seek your own financial advice to determine whether Lexus Ownership Solutions is appropriate for your individual circumstances. Terms, conditions, fees and charges apply. Lexus Ownership Solutions GFV products are available to approved customers of Lexus Financial Services, a division of Toyota Finance Australia Limited ABN 48 002 435 181, AFSL and Australian Credit Licence 392536.

++ Up to four years.

+++ Lower monthly repayments compared to similar term with no Guaranteed Future Value (GFV) or equivalent balloon final payment. Total interest charges will be higher if a GFV or balloon final payment is selected.

† Terms and Conditions apply.

†† Approved applicants only. Terms and conditions apply. A deposit may be required for capacity reasons.



---

THE BENEFITS OF ENCORE

---

*The benefits of being a Lexus owner go far beyond the intrinsic pleasure of driving the vehicle. From the moment you're handed the keys, you'll also be welcomed to the Lexus Encore Privileges Programme† - offering a range of exclusive initiatives that reaffirm our ongoing pursuit of perfection.*

---

It all means you'll enter a world of benefits that extends to every corner of life. A world where everything's just that much easier and works that much more seamlessly. And a world where, should trouble ever find you, you can always find a helping hand.

Take our After Sales Service as an example. Both our technology and our technicians are at the forefront of automotive innovation. And our profound understanding of every single component of your Lexus means we can do more to ensure it's a pleasure to drive today, and in the long run. It's a world you've always belonged in. A privilege unique to Lexus drivers.

**Silver service**

Every aspect of your Lexus is built around your comfort and convenience, so it's fitting that when it's ready for a service, we'll come and pick it up from you and provide you with a complimentary loan car while we're inspecting. Plus, when we return your Lexus, it will have received a complimentary wash and interior vacuum.

**Experience Lexus outside your vehicle**

We're constantly striving to enhance the Lexus ownership experience. It's what we're known for. Our luxury events will be the perfect way to experience the Lexus lifestyle and network with other owners. Tickets may be limited, so be quick to secure your place.

**Peace of mind**


Wherever you are and whatever you're doing, you can relax, because with our Encore Privileges Programme, you have the 24-hour support of Lexus DriveCare.\* We'll look after your car and, just as importantly, we'll look after you and your passengers.

See [lexus.com.au/services/benefits](https://lexus.com.au/services/benefits) for details.

[FIND OUT MORE](#)

† Terms and Conditions apply.

\* Full DriveCare details and conditions are available at [lexus.com.au/services/benefits](https://lexus.com.au/services/benefits) or you can phone 1800 253 987. Lexus Australia reserves the right to change, without notice, any benefits specified. Benefits should be confirmed at the time of ordering with your authorised Lexus dealer. To the extent permitted by law, Lexus Australia will not be liable for any damage, loss or expense incurred in relation to the benefits specified above (whether by way of negligence or otherwise). Lexus Australia, a division of Toyota Motor Corporation Australia Limited ABN 64 009 686 097, 155 Bertie St, Port Melbourne Vic 3207.





IS RANGE GENERAL SPECIFICATIONS

	IS 300	IS 300h	IS 350
EXTERIOR <sup>(1)</sup>	Turning Circle at Kerb (m)	10.4	10.4
	Coefficient of Drag (Cd)	0.28	0.28
INTERIOR <sup>(1)</sup>	Length (mm)	1945	1945
	Width (mm)	1500	1500
	Height (mm)	1115	1115
WEIGHTS AND CAPACITIES <sup>(8)</sup>	Kerb Weight (kg)	1680	1720
	GVM (Gross Vehicle Mass) (kg) <sup>(2)</sup>	2125	2145
	Seating Capacity	5	5
	Luggage Capacity (L)	480	450
	Fuel Tank Capacity (L)	66	66
	Towing Capacity (braked/unbraked) (kg) <sup>(3)</sup>	1500/750	1500/750
BODY	Construction	Monocoque	Monocoque
	Type	4-door Sedan	4-door Sedan
PETROL ENGINE	Type	Petrol/Atkinson Cycle	Petrol/Atkinson Cycle
	Capacity (cc)	1998	2494
	Designation	8AR-FTS	2AR-FSE
	Fuel Injection System	D-4ST	D-4S
	Description	4-Cylinders, In-line, 16-Valve Twin-cam with Dual VVT-i Turbocharged with Intercooler	4-Cylinders, In-line, 16-Valve Twin-cam with Dual VVT-i
ELECTRIC MOTOR	Type		Permanent Magnet Synchronous Motor
	Maximum System Battery Voltage (V)		650
POWER AND TORQUE	Maximum Power (combined) (kW)		164
	Maximum Power (petrol) (kW @ rpm)	180kW @ 5800rpm	133kW @ 6000rpm
	Maximum Torque (petrol) (Nm @ rpm)	350Nm @ 1650-4400rpm	221Nm @ 4200-5400rpm
	Fuel Economy (combined) (L/100km) <sup>(4)</sup>	7.5	4.9
	Carbon Dioxide (combined) (g/km) <sup>(5)</sup>	175	113
HIGH VOLTAGE BATTERY	Type		NiMH
	Maximum Voltage (V)		650
DRIVELINE	Layout	Rear Wheel Drive	Rear Wheel Drive
	Transmission	8-speed Sequential Sports Direct Shift (SPDS) with Paddle Shift	Continuously Variable Transmission (CVT)
STEERING	Type	Rack and Pinion	Rack and Pinion
	Power Assistance	Electric	Electric
BRAKES	Front	Ventilated Discs	Ventilated Discs
	Rear	Ventilated Discs	Solid Discs
SUSPENSION	Front	Independent Double Wishbone with Upper and Lower Ball Joints	Independent Double Wishbone with Upper and Lower Ball Joints
	Rear	Multi-link Independent	Multi-link Independent
TYRES AND RIMS	Front Tyre Size	225/45R17 - Luxury 225/40R18 - F Sport and Sports Luxury	225/45RF17 (run flat) - Luxury 225/40R18 - F Sport and Sports Luxury
	Rear Tyre Size	225/45R17 - Luxury 255/35R18 - F Sport and Sports Luxury	225/45RF17 (run flat) - Luxury 255/35R18 - F Sport and Sports Luxury
	Front/Rear Rim Size	17" x 7.5"/17" x 7.5" - Luxury 18" x 8"/18" x 8.5" - F Sport and Sports Luxury	17" x 7.5"/17" x 7.5" - Luxury 18" x 8"/18" x 8.5" - F Sport and Sports Luxury
	Spare Tyre	Space Saver	Tyre Repair Kit - F Sport and Sports Luxury

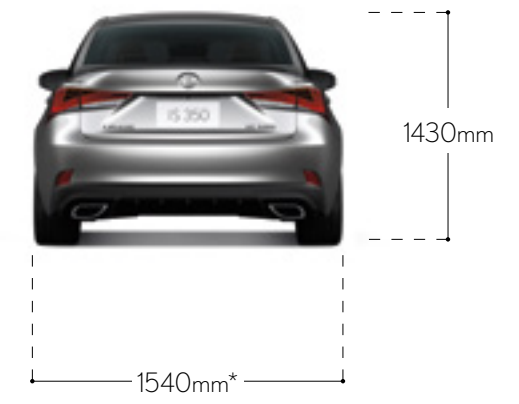

ADVANCED FEATURES

FEATURE DESCRIPTION	IS 300	IS 300h	IS 350
Vehicle Dynamics Integrated Management System (VDIM) (Incorporates Anti-lock Braking System (ABS) with Brake Assist (BA), Electronic Brakeforce Distribution (EBD), Traction Control (TRC) & Vehicle Stability Control (VSC))	•	•	•
Pop-up Pedestrian Sensing Safety Bonnet	•	•	•
Drive Mode Select - ECO, NORMAL & SPORT	•	•	•
Drive Mode Select - ECO, NORMAL, SPORT S, SPORT S+ and CUSTOMISE	•	•	•
Lexus Remote Touch Controller (LRT)	•	•	•
Radar Active Cruise Control (ACC)	•	•	•
Smart Start & Push Button Start	•	•	•
Smart Entry Key Card	•	•	•
Power Operated Front Seats	•	•	•
Driver's Seat Memory with Easy Access Function	•	•	•
Heated & Ventilated Front Seats	•	•	•
LFA-style 8" Digital Instrumentation	•	•	•
4.2" Colour Multi Information Display (MID)	•	•	•
10.3" Multimedia Screen	•	•	•
15-speaker 835W Mark Levinson® Audio	•	EP1	•
10-speaker Pioneer DVD Audio including Digital Amp, USB & AUX Inputs	•	•	•
Digital Radio with Time Shift	•	•	•
Satellite Navigation System <sup>(6)</sup> with SUNA Live Traffic Alerts <sup>(7)</sup>	•	•	•
Adaptive Variable Suspension (AVS)	•	•	•
Variable Gear Ratio Steering (VGRS)	•	•	•
Tilt & Slide Moonroof	EP1	EP1	•
Electric Tilt and Telescopic Steering Wheel	•	•	•
Self-dimming Interior & Exterior Mirrors	•	•	•
Electric Rear Sunshade	•	•	•
Dual-zone Climate Control Air Conditioning	•	•	•
Lane Departure Warning with Steering Assist (LDW+)	•	•	•
Pre-Collision Safety System (PCS) including Pedestrian Detection with Pre-Collision Braking (PCB)	•	•	•
Automatic High Beam	•	•	•
Hill-start Assist Control (HAC)	•	•	•
LED Headlights with Washers	•	•	•
LED Daytime Running Lights (DRLs)	•	•	•
10 Supplemental Restraint System (SRS) Airbags	•	•	•
Reverse Camera with Rear Guide Assist (RGA)	•	•	•
Clearance & Reversing Sonars	•	•	•
Rain Sensing Wipers	•	•	•
Blind Spot Monitor (BSM) with Rear Cross Traffic Alert (RCTA)	•	•	•
Anti-theft Horn & Intrusion Sensor	•	•	•

EP1 = Enhancement Pack 1







- \*1550mm Rear Track width for 17" wheels fitted across all IS variants.  
- IS 350 F Sport shown.







- Addition of extra features may charge figures in this chart.
- Lexus Australia reserves the right to alter any details of specifications and equipment without notice. Details of specifications and equipment are also subject to change to suit local conditions and requirements. Please enquire at your local dealer for details of any such charges that might be required for your area.
- Vehicle body colour might differ slightly from the printed photos in this catalogue.
- (1) Some vehicle dimension figures are approximate and vary due to options and accessory fittings.
- (2) Gross Vehicle Mass (GVM) is the total permissible combined weight of the vehicle, including occupants, fuel and cargo.
- (3) Towing Capacity is subject to regulatory requirements, towbar and vehicle design and towing equipment limitations. Ask your Dealer about Towbar capacity and availability details.
- (4) Achieved in test conditions. Actual fuel consumption may vary depending on driving conditions/style, vehicle condition and options/accessories fitted. Fuel consumption data provided for comparison purposes only. Source: ADR 81/02 combined (L/100km)
- (5) Emissions vary depending on driving conditions/style, vehicle conditions and options/accessories.
- (6) Current navigation mapping database encompasses major capital and primary national road networks and offers some coverage in regional areas.
- (7) Suna™ GPS Traffic Updates are only available in metropolitan Adelaide, Brisbane, Canberra, Gold Coast, Melbourne, Perth and Sydney; it operates from information provided by Intelematics Australia and may not cover all road incidents and congestion. See [suntraffic.com.au](http://suntraffic.com.au) for details.
- (8) Vehicle weights/mass and dimensions are approximate and subject to individual vehicle variances. Vehicles should be individually weighed and measured before fitting any accessories, towing or designing and compatible trailer/caravan or otherwise using the vehicle in any way that depends on this value.
- Printed in November 2017. L2017-000131

