

LC

LC

LC 500 / LC 500h



Overseas model shown with Enhancement Pack 1.

Sharp and refined, in every way.

LC	» P2
EPISODE SEVEN	» P27
TAKUMI	» P69
COLOURS & TRIMS	» P70
LEXUS OWNERSHIP SOLUTIONS	» P75
BENEFITS OF ENCORE	» P77
SPECIFICATIONS	» P79






*From the beauty of contrast comes the thrill of excitement,
just as the powerful land and graceful ocean converge
to form this unparalleled landscape.*



Overseas model shown.





*Just because you're off work,
doesn't mean you turn off your inner engine.
You're driven to reach the heights beyond the summit.*






*Technology alone is not enough to get you there.
But neither is art.
The answer must surely lie at their intersection.*





*Surprises both tactile and visual await you.
Your body will perceive wonder,
before your head even has time to think.*





*Its power isn't for show.
Now agile, now smooth,
it empowers you to navigate your own road, your own way.*







*Wind, waves, sun.
How close can a man-made machine
come to recreating the thrill of nature?*





*Surpass conventional wisdom.
You're headed for amazement,
the still-unknown that lies ahead.*







*The thrill of excitement will be never-ending,
as long as you keep your foot on the accelerator.*



LEXUS

EPISODE
SEVEN

1

CONCEPT



P28

2

DESIGN



P34

3

PERFORMANCE



P38

4

FEATURES



P49

5

SAFETY



P57

6

ENHANCEMENT
PACK 1



P60

7

MORPHIC
PIGMENT



P64

CONCEPT



Inspired temptation. The alluring coupe lines instantly capture the heart, then quickly stir the soul with an exhilarating driving experience that further amplifies desire.



»» EPISODE







'Seduction & Technology' is the design approach that has made the LC a reality. Close collaboration between the design and engineering teams has produced a stunning look that seduces the eye and is matched by exhilarating driving performance. A fusion that only Lexus could achieve.

The ergonomics of a cockpit focused on driving are combined with premium materials, advanced technology and expert craftsmanship to create

a cabin as impressive as it is functional. This is where driver and vehicle become one, leveraging the LC's evolved platform architecture that includes the suspension, powertrain and drivetrain. The result is the pure excitement of next-generation Lexus sports driving.



DESIGN



The innovative design of the LC blends seduction and technology to showcase elegant lines, dynamic proportions and a cabin that radiates the allure of a genuine luxury coupe.



» EPISODE





EXTERIOR

A low centre of gravity and the wide, imposing stance of the rigid body accentuate the LC coupe's agility, projecting a powerful presence.



INTERIOR

The intuitive layout of the cockpit invites spirited sports driving. It is complemented by luxurious finishings that welcome and comfort every occupant.



PERFORMANCE



The pursuit of fundamentals critical to realising 'Even Sharper, More Refined' driving performance drove the development of an entirely new platform. It is the catalyst for the smooth linear steering, feeling of connection with the vehicle in motion, and comfortable driving rhythm.



» EPISODE





Front engine, Rear wheel drive (FR) platform

The structural integrity that forms the core of the LC's next-generation driving dynamics began with a 'back-to-basics' examination of the platform architecture and its vital contribution to performance. To provide smooth manoeuvrability and stability, the moment of inertia which acts as a resistance to the vehicle's rotational movement was reduced, and the centre of gravity lowered to realise excellent steering stability. This was reinforced by positioning the wheels close to the corners, a wide stance with short overhangs and balanced front-to-rear weight distribution to realise responsive and natural vehicle behaviour. In addition, both the horizontal and vertical distance between the centre of gravity and driver's hip point were brought closer together, heightening the connection between driver and car. The result is a layout that realises driving close to the ideal, enhancing the coupe's responsiveness to driver inputs and providing a natural feel of the road. This dynamic platform also enables the beautiful body with its low-set engine and driving position, further refined by the sculpted aerodynamics.



Multi-material body

The design of the chassis was driven by a sharp focus on structural integrity to enhance the basic performance potential. Optimising the layout and the use of aluminium and hot-stamp, high-tensile steel contribute to the lightweight, high-rigidity body structure, reinforced by the use of body adhesives, laser welding and laser screw welding. To further lighten weight and lower the centre of gravity, aluminium and Carbon Fibre Reinforced Plastics (CFRP) are used for a variety of components.



Front and rear suspension

The innovative front and rear multi-link suspension features a double joint design that allows for the low hood line of the LC's attractive silhouette. The layout and optimal tuning of each arm contribute to the linear steering feel and superb stability, delivering the exceptional ride comfort of a premium sports coupe.

Disc brakes

Large disc brakes on the front and high-friction brake pads actuated by six opposed pistons on the front and four opposed pistons on the rear provide stable braking performance in diverse driving conditions. Monoblock aluminium calipers contribute to their light weight and excellent rigidity.*



Drive mode select


Drive mode select provides integrated control of multiple systems to let you tune performance to suit your driving style. You can select and change between five modes: Normal, Eco, Comfort, Sport S and Sport S+ modes. In addition, Custom mode enables drivers to set their preferred settings for the powertrain, chassis and air-conditioning.



To create the leading-edge performance expected of the flagship Lexus sports coupe, the core elements of performance were sharpened and refined to provide exceptional driving characteristics.

The naturally aspirated 5.0-litre V8 engine delivers a feeling of continuous power for exhilarating driving. The Direct Shift-10AT

heightens the speed and immediacy of gear shifting, with a rhythm that feeds driving control and excitement. Fine-tuning of the engine exhaust and the use of a sound generator boost the immediacy of the aural experience to further intensify driving pleasure.




5.0-litre V8 engine

The naturally aspirated V8 engine generates a dynamic feeling of limitless acceleration and powerful output for luxury sports car driving. Refining the intake and exhaust components enhances driving performance to realise an emotional driving experience.

Direct Shift-10AT

Feeding dynamic control for driving exhilaration, the close gear ratios of the advanced 10-speed automatic transmission realise equal intervals between gears and shifting, for quick rhythmic shift changes with a good tempo and upbeat engine sound as you accelerate through the gears. The wide gear ratio range enables powerful start-up acceleration, yet is exceedingly comfortable during high-speed cruising.



Engine sound

The sound generator and generator hoses utilise pulses in the engine air intake to generate and harmonise three different high frequency tones during acceleration, producing a highly distinctive and sporty engine sound unique to the LC.

An aural experience in its own right, the vibrant engine sound is enhanced by special sound-control valves in the exhaust that activate during start-up, producing a localised sound image that projects a feeling of space and depth.





LC 500h

To establish the LC's credentials as a next-generation sports coupe, we set out to shatter previous ideas about hybrid technology. The LC 500h pairs a new model of lithium-ion battery pack with an advanced Multi-Stage Hybrid System that creates exhilarating driving performance.

A 3.5-litre V6 hybrid engine provides acceleration comparable to a V8, delivered with the direct feeling unique to hybrid vehicles. This breathtaking acceleration is then enhanced by the Multi-Stage Shift Device, which provides superb shifting rhythm, reproducing the kicks of a traditional sports gearbox.

Multi-Stage Hybrid System

The Multi-Stage Hybrid System's 10-speed shift control provides a direct acceleration feel that follows the increase in engine rpms, together with excellent shifting rhythm. The Multi-Stage Shift Device varies the combined output of the engine and motor, amplifying engine power and increasing drive force. It utilises engine speed in a wide range from low to high speeds, harnessing maximum engine output from 50km/h, as well as enabling high-speed driving at lower engine rpms for a quiet ride.

3.5-litre V6 engine

The hybrid system's V6 engine integrates advanced technologies that include Dual VVT-i (Intake side: VVT-iW) and D-4S fuel injection system.* Lightweight components further contribute to both powerful driving and outstanding environmental performance. A focus on reducing friction losses in the engine helps boost peak output.



DMI (Driver Mind Index)

Working in tandem with the simulated 10-speed automatic transmission, DMI selects the optimum gear based on the driving environment and accelerator and brake pedal operation to quickly match gear selection with the driver's intention.

M-mode

M-mode enables the driver to directly select and hold any gear using the paddle shift switches, to provide quick shift response to match their intention for a dynamic hybrid sports driving experience.





FEATURES



The quality and depth of the LC driving experience are forged in a sophisticated fusion of authentic materials, advanced technology, dedicated craftsmanship, and Lexus finesse in the quality details.

»» EPISODE



To realise the distinctive beauty and presence of the LC, the shape and surface treatment of each part of the body were carefully refined to produce the strikingly gorgeous whole. An innovative approach to detail blends form with function in the eye-catching front and rear lighting, door mirrors, and door handles. The cockpit and cabin show the same assured design and attention to detail. To help the driver

concentrate, driving controls are ergonomically positioned around the steering wheel, and information displays aligned on a single plane to reduce eye movement. Throughout the cabin, the beautiful craftsmanship and subtle integration of the L-motif pattern unify and deepen the luxury sports driving experience.



3-eye Bi-Beam LED headlamps

The sophisticated inverted trapezoid design of the 3-eye headlamps projects a high-tech image. The distinctive graphics accentuate a feeling of depth, and contrast with the arrowhead-shaped LED Daytime Running Lights (DRL) that emit a subtle Lexus signature. The very compact unit contributes to the low hood, short overhang and lightweight body.

LED rear combination lamps

The increasingly strong sequential illumination of the signature L-shaped rear combination lamps is created by an innovative multi-reflection effect using a one-way mirror. The lamp structure enhances illumination depth while enabling thin lamps that minimise intrusion into the luggage space.



Door mirrors

The mirrors combine excellent visibility and refined aerodynamics in an eye-catching design. Cutting the inner side of the mirror enhances forward visibility between the pillar and mirror, while a slight curvature of the mirror provides wide visibility to the rear. The black upper sides of the mirror contribute to the visually compact design.



Rear bumper

The spindle theme of the rear design emphasises the LC's powerful stance and low centre of gravity with a distinctive form that flows around the licence plate, and in the shape and position of the muffler baffles and diffusers. The edge of the garnish connecting the muffler baffles smooths airflow over the bumper, further enhancing aerodynamics.

Door handles

Fusing seductive beauty with aerodynamic function, a simple line on the door reveals the presence of the handle recessed flush with the surface.

When carrying the Electronic Key, push the front of the handle and it unlocks the door and pops the handle out. Push the rear of the handle and it retracts automatically and locks the door. At night, integrated LED illumination guides you to the handle.*





Meter/10.3-inch EMV display/colour head-up display

Evolved from the Lexus LFA supercar, the single central 8-inch colour Thin Film Transistor (TFT) meter changes colour and the information displayed with the drive mode selected to communicate vital vehicle information at a glance. In addition, information from the multi-information system can be displayed either within the meter or beside the meter when it slides to the side. The wide viewing angle of the large 10.3-inch Electro Multi-Vision (EMV) display provides the driver with clear audio and navigation system* information. The large colour head-up display projects frequently checked driving information and warnings on the lower windshield in the driver's line of sight, minimising eye movement from the road ahead.

Steering wheel

The Lexus focus on details is exemplified by the design of the steering wheel. Both the shape and cross-section of the steering wheel were analysed in repeated road tests by Lexus Takumi craftsmen who measured the distribution of pressure on the palm while driving, to help fine-tune a grip profile that supports a natural grip and wrist movements while sports driving.

Remote Touch Interface

The newly developed, advanced touchpad surface enables simple touchpad operation, letting users interact intuitively with the audio and navigation systems* on the 10.3-inch EMV display, providing easy control of both systems.



Paddle shift switches

The size and positioning of the paddle shift switches were optimised so they can be operated without changing grip on the steering wheel. Their magnesium alloy finish contributes to their light weight and high rigidity, and also adds a luxury touch.

Mark Levinson® audio system^

The audiophile-quality Mark Levinson® Reference Surround Sound System^ incorporates an 11-channel amplifier that drives 13 speakers, to replicate a precise sound stage that reproduces the position and depth of each instrument. It incorporates Clari-Fi technology that intelligently restores high fidelity to music from compressed digital sources such as MP3.



Mark Levinson® Reference Surround Sound System^



Front seats/Lexus Climate Concierge/Ventilated seats

Beneath the beautiful handcrafted finish of the front seats is an innovative layered structure that separates the structures for the seat back and sides, enhancing the strength of the seat frame for lively sports driving. Additional refinements to the side cushioning to provide excellent lateral support are complemented by the scooped shaping of the seat cushion to support the pelvis. The Lexus Climate Concierge automatically controls the cabin temperature and Ventilated feature for the front seats. Suction-type seat ventilation eliminates the humid feeling associated with leather-accented seats.

One-touch walk-in function

For easy access to the rear seats, the walk-in function automatically slides the front seat forward and lowers the headrest* when the lever in the shoulder of the front seatback is operated, and returns them to their original positions when the seatback is raised.

Analogue clock

The Analogue clock embodies Lexus luxury, functionality and simplicity. The thick metallic ring and subtle L-motif pattern on the dial plate harmonise with the sporty display zone design. Self-illuminating needles provide excellent legibility at night.



Power front seats

Power adjustments enable tailoring of the front seat settings to optimise individual comfort and support. Their satin metallic switches impart a quality touch.



LED ambient illumination

LED ambient illumination integrated into the door trim contributes to the feeling of luxury in the cabin, subtly shading and lighting the drape of the trim. It provides an elegant atmosphere different from its daytime face.



SAFETY



The LC's exhilarating sports coupe performance is underpinned by active and passive safety measures that utilise advanced technologies to deepen your peace of mind.



» EPISODE

LEXUS SAFETY SYSTEM +

Pre-Collision System (PCS)³

When the radar and camera sensors detect that a collision with a vehicle or obstacle ahead is likely, it alerts the driver and activates pre-collision brake assist when the driver depresses the brake pedal. If it determines a collision is difficult to avoid, the pre-collision brakes also operate.



Lane-Keeping Assist (LKA)³

LKA alerts the driver with a buzzer and on the multi-information display if the system judges the vehicle is about to cross lane markings without using the turn signals, and assists steering to help avoid lane departure.¹

Automatic High-Beam (AHB)³

AHB helps safe driving at night by instantly switching from high to low beam when the lights of an oncoming vehicle, or the tail lights of a vehicle in front, are detected.¹



Active Cruise Control System (ACC)³

In addition to maintaining a constant speed, All Speed Radar Active Cruise Control uses the radar and camera sensors to detect a vehicle driving ahead and maintains an appropriate distance between vehicles at all speeds.



Blind Spot Monitor (BSM)³

When the quasi-millimetre-wave radars in the rear bumper detect vehicles in adjacent lanes that aren't visible in the door mirrors, the system activates an LED warning indicator in the relevant door mirror the moment a vehicle is detected entering this blind spot.



Rear-Cross Traffic Alert (RCTA)³

To assist safe reversing, RCTA uses quasi-millimetre-wave radars in the rear bumper to detect approaching vehicles in difficult-to-see areas behind the vehicle. When an approaching vehicle is detected, RCTA alerts the driver using a buzzer and an LED indicator in the relevant door mirror.

Pop-Up Hood

The innovative PUH helps to provide pedestrian protection in the event of a frontal collision, and at the same time enables a sporty design with a low hood line. When sensors mounted in the front bumper determine that the vehicle has collided with a pedestrian, the hood instantly pops up on four fulcrum points to create a space to help absorb the impact force.



Supplemental Restraint System (SRS) airbags

The LC features dual-stage SRS airbags (Front seats), SRS knee airbags (Front seats), SRS side airbags (Front seats) and SRS curtain shield airbags (Front and rear seats).²



¹The system may not operate properly depending on the weather, road and vehicle conditions or other factors. Be sure to read the Owner's Manual carefully.

²The SRS airbags are supplemental devices to be used with the seatbelts. The driver and all passengers in the vehicle must wear their seatbelts properly at all times. Never install a rear-facing Child Restraint System (CRS) on the front passenger's seat. For a forward-facing CRS, it is recommended you use it in the rear seats. Please do not use accessories for the seats which cover the parts where the SRS side airbags should inflate. Such accessories may prevent the SRS side airbags from activating correctly, causing serious injury (Lexus genuine seat covers are specifically designed for models equipped with the SRS side airbags. To find out about availability in your area, please enquire at your local dealer). The photo shows all the SRS airbags activated for display purposes only (the SRS side and curtain shield airbags only inflate on the side of the collision in an actual accident). For details on these and other important safety features, be sure to read the Owner's Manual carefully.

ENHANCEMENT PACK 1



Taking exhilaration to a higher plane, the LC Enhancement Pack 1 hones precise sporting performance to unleash the thrill of emotional sports driving.



» EPISODE





Further honing sporting performance, the Enhancement Pack 1 fine-tunes the LC's athletic prowess with exclusive enhancements. Visual clues are provided by a lightweight CFRP roof to reduce weight, and an active rear wing to boost downforce. In the cockpit, careful shaping of the front seats provides excellent holding support against lateral G forces, including those experienced in racetrack driving.

The Enhancement Pack 1 truly reveals its athletic prowess in assertive driving, with the responsive handling and control finessed by the integration of the Lexus Dynamic Handling System (LDH).



Carbon Fibre Reinforced Plastics (CFRP) roof

At the Motomachi Plant in Japan, Takumi craftsmen apply carbon-forming technology developed for the Lexus LFA supercar. The use of CFRP creates a roof with strength and rigidity comparable to steel but with less weight, contributing to the low centre of gravity at the heart of sports driving performance.

Active rear wing

The retractable rear wing integrated in the boot lid automatically deploys in response to higher vehicle speeds to provide aerodynamic downforce. The driver can also manually operate the wing using a switch on the instrument panel.



CFRP scuff plates

CFRP scuff plates further reduce weight. The subtle contrast of the gloss/matte finish exudes a refined sporting quality.


Enhancement Pack 1 front seats

To provide excellent support against the lateral G forces experienced in sports driving, the seats use an innovative 'integrated foaming' structure, holding performance around the shoulder and lumbar support was enhanced, and they are finished with Alcantara on the centre of the seatback and cushion.



Lexus Dynamic Handling system (LDH)

LDH lifts driving performance to a higher plane. Together with Electric Power Steering (EPS), Variable Gear Ratio Steering (VGRS) and Dynamic Rear Steering (DRS) control all four wheels independently to enhance the vehicle's limit while cornering, line trace performance and stability to enjoy a higher level of sports driving.



Variable Gear Ratio Steering (VGRS)

VGRS optimally controls the steering angle in response to vehicle speed and steering input, helping to realise excellent manoeuvrability and stability from low to high speeds.


Torsen Limited Slip Differential (LSD)

The torque-sensing LSD optimises rear wheel power delivery, contributing to excellent traction performance and handling as well as stability in both straight-line driving and while cornering (standard to LC 500, on LC 500h with Enhancement Pack 1).

MORPHIC PIGMENT



The most difficult colour to reproduce, blue has captivated us for centuries. But only rarely has it appeared in new shades. Driven by curiosity, Lexus has taken on the challenge for the upcoming Lexus LC.



» EPISODE





On its quest to create a blue of unprecedented depth, Lexus looked to a natural phenomenon. The dazzling Morpho butterfly's shimmering blue wings are the result of microscopic particles which, on closer inspection, contain no pigment at all. Known as Structural Blue, these tiny particles scatter light and show only the colour wavelengths of iridescent blue.

Inspired, Lexus embarked on a painstaking research project to mimic the effect, enlisting scientists, engineers, designers and paint experts to a seemingly impossible task. Fifteen years later, the result is 'Morphic Blue' - reflecting nearly double the pigment of conventional paint. More lustrous and, in essence, more 'blue' than anything on the road.



An Innovative Mindset

At the core of this formidable project is Lexus' commitment to imaginative technology. Complementing its innovative ethos, Lexus also applied the Japanese benchmarks of 'Takumi' Craftsmanship to the arduous eight-month process - enforcing seven layers of colour and 20 quality inspections to every car built. As a result, just two Morphic Blue edition vehicles can be produced each day. This artisanal perfectionism is the heartbeat of Lexus' relentless pursuit to push the boundaries of sensory experience.



Sensuous Luxury

'Morphic Blue' adds an extra element of exclusivity and hand-finished quality to the Lexus LC Coupe. Designed with the auto connoisseur in mind, the sensuous luxury of the LC combines with Morphic Blue's incredible 300 billion pigment flakes to highlight the dramatic curves and creases of the LC's distinctive body work. The result is a collaborative triumph of advanced technology and Lexus Takumi Craftsmanship.

Chrysalis Blue

With a Morphic Blue exterior that pushes the very limits of colour, the interior palette of this exclusive LC model could only be striking. 'Chrysalis Blue' is named for the luminous casing from which the Morpho butterfly emerges. Exclusive to the Morphic Blue edition, the bold interior colour scheme incorporates mid-blue semi-aniline leather-accented trims for the upper door and steering wheel, white fine leather-accented seat upholstery, vivid orange shift level surround and draped Alcantara door panels.



The Colour of Amazing

An achievement of innovation that overcame exceptional technical challenges, Morphic Blue reflects the curiosity, imagination and pioneering mindset that have pushed Lexus to the forefront of innovation. The creation of sensuous, exclusive experiences is a central goal for Lexus, offering owners the opportunity to truly Experience Amazing. In 2018, no more than 300 owners worldwide will receive a Lexus LC Coupe in Morphic Blue.*





LEXUS
TAKUMI

The Lexus pursuit of perfection finds its finest expression in the master craftsmanship of the Takumi.



Every Lexus is based on an uncompromising approach to creating premium automobiles. Inspired by our 'Yet' philosophy, we seek innovation in every facet of engineering through a sophisticated fusion of seemingly incompatible ideas such as 'high performance yet high fuel efficiency'. In addition, unique Lexus styling is born of our L-finesse design language, a fine balance of 'leading-edge' and 'finesse', so that every Lexus is not only captivating and luxurious, but also highly refined.

Finally, every individual Lexus model is also measured against a set of internal standards covering design, performance, specifications and equipment, to confirm it is distinctive and worthy of the Lexus emblem.

This pursuit of perfection is evident at every stage of the manufacturing process.

Every Lexus vehicle is created with a masterful skill and attention to detail inspired by both traditional artisanship and state-of-the-art engineering. For example, at the Tahara plant in Japan, precision components made using leading-edge digital technology are assembled and finished by master craftsmen called Takumi, whose technical expertise and sure senses are honed by decades of rigorous experience.



EXTERIOR

Colours

'Seduction & Technology' inspired the development of the LC's sophisticated colour and material palettes, matching the eye-catching allure of the beautiful exterior colours with distinctive and very individual interior colour combinations that exude sporty luxury.



White Nova < 083 >



Slate Grey < 1G0 >



Zinnia Yellow < 5C1 >



Infrared < 3T5 >



Sonic Silver < 1J2 >



Titanium < 1J7 >



Garnet < 3S0 >



Deep Metallic Bronze < 4X2 >



Onyx < 212 >



Graphite Black < 223 >



Deep Blue < 8X5 >



Morpich Blue < 8Y0 >*

*Morpich Blue and Chrysalis Blue only available as a combination together. Not available on Enhancement Pack 1. Paint and trim featured is an optional extra at additional cost. Lexus Australia reserves the right to vary and discontinue the current interior and exterior colours, trims and colour/trim/model combinations. Colours and trims displayed here are a guide only and may vary from the actual colours due to the printing/display process. See your Lexus dealer to confirm colour/trim/model availability when ordering your vehicle.

INTERIOR TRIMS

The journey begins with the finishing touches.



SEMI-ANILINE LEATHER-ACCENTED | Ochre
Overseas model shown



SEMI-ANILINE LEATHER-ACCENTED | Dark Rose
Overseas model shown



SEMI-ANILINE LEATHER-ACCENTED | Chrysalis Blue*
Overseas model shown



SEMI-ANILINE LEATHER-ACCENTED | Black
Overseas model shown



ALCANTARA | Ochre
Overseas model shown
Enhancement Pack 1 only




ALCANTARA | Dark Rose
Overseas model shown
Enhancement Pack 1 only




ALCANTARA | Black
Overseas model shown
Enhancement Pack 1 only

TRIMS




SEMI-ANILINE LEATHER-ACCENTED | Ochre




SEMI-ANILINE LEATHER-ACCENTED | Dark Rose



SEMI-ANILINE LEATHER-ACCENTED | Black



ALCANTARA | Ochre (Enhancement Pack 1 only)



ALCANTARA | Dark Rose (Enhancement Pack 1 only)



ALCANTARA | Black (Enhancement Pack 1 only)



SEMI-ANILINE LEATHER-ACCENTED | Chrysalis Blue*

Lexus Australia reserves the right to vary and discontinue the current interior and exterior colours, trims and colour/trim/model combinations. Colours and trims displayed here are a guide only and may vary from actual colours due to printing/display process. See your Lexus dealer to confirm colour/trim/model availability when ordering your vehicle.

*Morphic Blue and Chrysalis Blue only available as a combination together. Not available on Enhancement Pack 1. Paint and trim featured is an optional extra at additional cost.



LEXUS OWNERSHIP SOLUTIONS

Lexus Ownership Solutions allows you to determine your finance costs and know the Guaranteed Future Value (GFV)⁺ of your vehicle from the outset. It offers you choice, control and certainty. In short, everything you'd expect from Lexus.

How does Lexus Ownership Solutions work?

- You choose the deposit that best fits your needs.
- You choose your term.⁺⁺
- You decide on the estimated kilometres you think the vehicle will have travelled at the end of the term (the End Odometer). The End Odometer will also include any kilometres already on the vehicle.
- Lexus Financial Services (LFS) then determines the GFV⁺ of your vehicle and calculates your monthly repayments with a final payment equal to the GFV. The GFV is the minimum value of your Lexus at the end of your finance contract. So, if you choose to return your Lexus at the end of the term, LFS will pay you the GFV which will be put towards the remaining balance owing on your account (subject to fair wear and tear conditions and agreed kilometres being met).

The end of the term? Simply replace, retain or return.

At the end of your term you can choose to:

- Replace or sell your Lexus using the trade-in value or sale price to pay the remaining balance of your account.
- Retain your Lexus and simply pay the remaining balance of your account (including final payment).
- Alternatively, return your Lexus and, subject to fair wear and tear conditions and the agreed kilometres being met, we'll put the GFV towards the final payment on your account.

Choosing your deposit - what is best for you?

With the flexibility of Lexus Ownership Solutions, you can choose the deposit that best fits your current needs.

- If, for example, you have funds tied up in other investments, you can choose to finance your new Lexus with a zero deposit.^{††}
- Alternatively, by using a larger deposit, you can lower your monthly repayments.
- Better still, compared to other finance options over a similar term with no GFV or equivalent balloon final payment, Lexus Ownership Solutions can provide lower monthly repayments.⁺⁺⁺

Want more certainty?

With Lexus Ownership Solutions, you've got the reassurance that at the end of the term (subject to fair wear and tear and agreed kilometres being met) you'll never owe more than your vehicle's worth to LFS. In other words, you don't have to worry about what your vehicle will be worth in the future because you know its minimum value from the outset.[†]

What happens in the case of the unexpected?

If your vehicle incurs damage and does not meet the Fair Wear and Tear guidelines, LFS will give you the opportunity to have your vehicle repaired. Otherwise, LFS can organise the repairs and deduct the cost from your GFV. This adjusted GFV will then be the price that LFS will offer you if you return the vehicle at the end of your term. Of course, if you retain the vehicle, the condition doesn't matter, however, if you replace it or sell it privately, the condition will obviously impact your sale price.

So what does your accountant think?

Naturally, we think Lexus Ownership Solutions is an excellent, innovative way to put you in control of buying a new Lexus. That said, we suggest you seek independent advice to ensure Lexus Ownership Solutions is right for you.

Wouldn't it be great if Lexus Ownership Solutions was just the beginning?

Lexus' innovations and commitment to customer service extend well beyond Lexus Ownership Solutions. Once you purchase a new Lexus, you'll become a member of the Lexus Encore Privileges Programme and enjoy a host of exclusive benefits.[†]

For further details, simply visit your nearest Lexus dealer or see lexus.com.au/services/benefits/

⁺ The Guaranteed Future Value (GFV) is the minimum value of your new or approved demonstrator Lexus at the end of your finance contract, as determined by Lexus Financial Services (LFS). If you decide to return your car to Lexus at the end of your term, LFS will pay you the agreed GFV which will be put against your final payment, subject to fair wear and tear conditions and agreed kilometres being met. The information provided is general in nature. You should seek your own financial advice to determine whether Lexus Ownership Solutions is appropriate for your individual circumstances. Please speak with your Lexus Dealer for more information. Terms, conditions, fees and charges apply. Lexus Ownership Solutions GFV products are available to approved customers of Lexus Financial Services, a division of Toyota Finance Australia Limited ABN 48 002 435 181, AFSL and Australian Credit Licence 392536.

⁺⁺ Up to four years.

⁺⁺⁺ Total interest charges will be higher if a GFV or balloon final payment is selected.

[†] Terms and Conditions apply.

^{††} Approved applicants only. Terms and conditions apply. A deposit may be required for capacity reasons.



THE BENEFITS OF ENCORE

The benefits of being a Lexus owner go far beyond the intrinsic pleasure of driving the vehicle. From the moment you're handed the keys, you'll also be welcomed to the Lexus Encore Privileges Programme† - offering a range of exclusive initiatives that reaffirm our ongoing pursuit of perfection.

It all means you'll enter a world of benefits that extends to every corner of life. A world where everything's just that much easier and works that much more seamlessly. And a world where, should trouble ever find you, you can always find a helping hand.

Take our After Sales Service as an example. Both our technology and technicians are at the forefront of automotive innovation. And our profound understanding of every single component of your Lexus means we can do more to ensure it's a pleasure to drive today, and in the long run. It's a world you've always belonged in. A privilege unique to Lexus drivers.

Silver service

Every aspect of your Lexus is built around your comfort and convenience, so it's fitting that when it's ready for a service, we'll come and pick it up from you and provide you with a complimentary loan car while we're inspecting. Plus, when we return your Lexus, it will have received a complimentary wash and interior vacuum.

Experience Lexus outside your vehicle

We're constantly striving to enhance the Lexus ownership experience. It's what we're known for. Our luxury events will be the perfect way to experience the Lexus lifestyle and network with other owners. Tickets may be limited, so be quick to secure your place.




Peace of mind

Wherever you are and whatever you're doing, you can relax, because with our Encore Privileges Programme, you have the 24-hour support of Lexus DriveCare.* We'll look after your car and, just as importantly, we'll look after you and your passengers.

See lexus.com.au/services/benefits for details.

†Encore Privileges apply for the period of the standard four-year / 100,000km factory warranty (whichever occurs first) or such other standard factory warranty offered by Lexus from time to time on new Lexus vehicles. They do not apply to any certified or extended warranty products. Lexus Australia reserves the right to change, without notice, any benefits specified. Benefits should be confirmed at the time of ordering with your authorised Lexus dealer. Benefits are subject to Encore terms and conditions. For further information on these conditions, please contact your Lexus dealer. To the extent permitted by law, Lexus Australia will not be liable for any damage, loss or expense incurred in relation to the benefits specified above (whether by way of negligence or otherwise). Lexus Australia, a division of Toyota Motor Corporation Australia Limited ABN 64 009 686 097, 155 Bertie St, Port Melbourne 3207.

*Full DriveCare details and conditions are available at lexus.com.au/services/benefits or you can phone 1800 253 987. Lexus Australia reserves the right to change, without notice, any benefits specified. Benefits should be confirmed at the time of ordering with your authorised Lexus dealer. To the extent permitted by law, Lexus Australia will not be liable for any damage, loss or expense incurred in relation to the benefits specified above (whether by way of negligence or otherwise). Lexus Australia, a division of Toyota Motor Corporation Australia Limited ABN 64 009 686 097, 155 Bertie St, Port Melbourne Vic 3207.



- Addition of extra features may change figures in this chart.
 - Lexus Australia reserves the right to alter any details of specifications and equipment without notice.
 Details of specifications and equipment are also subject to change to suit local conditions and requirements.
 Please enquire at your local dealer for details of any such changes that might be required for your area.
 - Vehicle body colour might differ slightly from the printed photos in this catalogue.

Overseas model shown.
 Printed in March 2018. PROOF: L2018-009301

LC MAIN SPECIFICATIONS

SPECIFICATIONS DESCRIPTION		LC 500	LC 500h
POWERTRAIN:	2UR-GSE 5.0L V8 engine (351kW/540Nm)	•	
	8GR-FXS 3.5L V6 multi-stage hybrid with Li-ion battery (264kW)		•
	10-speed SPDS auto (Lexus 1st) with paddle shift	•	
	10-ratio auto (ECVT + 4AT) with paddle shift		•
	Active exhaust (Lexus 1st)	•	
	EV mode		•
	TORSEN® Limited Slip Differential (LSD)	•	EP1
CHASSIS:	21" forged alloys with 245/40RF and 275/35RF tyres	•	•
	Adaptive Variable Suspension (AVS)	•	•
	Drive Mode Select - 5 modes + customise	•	•
	Vehicle Dynamics Integrated Management (VDIM)	•	•
EXTERIOR:	Glass roof	•	•
	3 Bi-LED headlamps with LED DRL and turn signals	•	•
	Flush door handles	•	•
INTERIOR:	Heated and ventilated front seats with memory - 12-way power	•	•
	Semi-Aniline Leather-accented trim	•	•
	Leather-accented steering wheel and shift lever	•	•
	Sports pedals and stainless steel scuff plates	•	•
COMFORT AND CONVENIENCE:	Colour Head Up Display (HUD) - 150mm x 50mm	•	•
	10.3" EMVN display screen	•	•
	13-speaker Mark Levinson® audio (DVD compatible)	•	•
	2-zone climate control with Lexus Climate Concierge	•	•
	Active Noise Control (ANC)	•	•
DRIVER ASSIST AND SAFETY TECHNOLOGY:	Pre-Collision Safety System (PCS)	•	•
	Active Cruise Control - All-speed (ACC)	•	•
	Lane Keep Assist (LKA)	•	•
	Auto High Beam (AHB)	•	•
	Blind Spot Monitor (BSM) with Rear Cross Traffic Alert (RCTA)	•	•
	Tyre pressure warning system	•	•
	8 SRS airbags	•	•
ENHANCEMENT PACK 1		LC 500	LC 500h
Carbon fibre roof (replaces glass roof)		•	•
Active rear spoiler		•	•
Variable Gear Ratio Steering (VGRS)		•	•
Dynamic Rear Steering (DRS)		•	•
TORSEN® Limited Slip Differential (LSD)			•
Sport front seats - 10-way power		•	•
Alcantara and Leather-accented trim		•	•
Carbon fibre scuff plates		•	•