



# The MINI Paceman.

## Contents.

<b>1. The MINI Paceman.</b>	
At a glance. ....	2
<b>2. Cutting a swathe through the urban jungle:</b>	
The MINI Paceman. ....	6
<b>3. Technical specifications.</b> .....	15
<b>4. Output and torque diagrams.</b> .....	29
<b>5. Exterior and interior dimensions.</b> .....	33



# 1. The MINI Paceman. At a glance.

- MINI presents the world's first Sports Activity Coupé in the premium small and compact vehicle segment; MINI Paceman is the seventh model in the brand family and offers an innovative combination of sporty, extrovert design, hallmark MINI driving fun and an exclusive interior ambience; unique, yet typically MINI, vehicle concept opens up new target groups for the brand's inimitable style; two doors, large tailgate, lounge concept with two individual seats in the rear.
- Expressive, emotionally powerful body design with prominent horizontal lines and powerfully curved surfaces; dynamic proportions in hallmark MINI design language create superbly sporting impression; sporty and elegant appearance and powerful stature of the MINI Paceman symbolise the innovative combination of go-kart feeling on the road and enhanced versatility through optional all-wheel drive.
- Upright front end exudes power and presence; hexagonal radiator grille with broad chrome surround, black bordering on the lower edge of the body and other typically MINI design elements with an individual touch; coupé-style stretched side profile with long doors, dynamically downward-sloping roofline and greenhouse tapering towards the rear; muscular flared wheel arches; distinctive helmet roof form adapted to the car's coupé lines with integrated rear spoiler; roof can be specified in body colour, white or black; sloping rear window; rear lights in horizontal arrangement for the first time on a MINI.
- Bespoke interior design creates typically MINI impression; powerfully formed, horizontally structured instrument panel with newly designed surrounds for the air vents; large circular Centre Speedo, also with new surround in black and decorative inner rings in high-gloss black or chrome; surrounds for the central control panel in a contrasting colour; window buttons arranged in the door panel trim; three-dimensional door ellipses reaching into the rear compartment (illumination optional).

- Full-size individual seats in the rear offer high levels of comfort and lateral support, plus generous shoulder room and headroom; legroom optimised through cut-outs in the front seat backrests; integrated armrests in the rear side panel trim; two-section version of the MINI Centre Rail storage and attachment system comes as standard, full-length variant available as an option; variable use of space possible through individually folding rear seat backrests; load capacity: 330 – 1,080 litres.
- Particularly powerful engines and standard lowered sports suspension accentuate the trademark MINI go-kart feeling; regular suspension and ride height are available as a no-cost option; two petrol and two diesel engines offered from launch with an output spread from 82 kW/112 hp to 135 kW/184 hp; MINI John Cooper Works Paceman version is in the pipeline; all variants come with a six-speed manual gearbox or a six-speed automatic as an option; MINI ALL4 all-wheel-drive system available for the MINI Cooper S Paceman, MINI Cooper SD Paceman and MINI Cooper D Paceman; outstanding efficiency thanks to state-of-the-art powertrain technology and extensive MINIMALISM technology fitted as standard; Sport Button available as an option.
- Sophisticated chassis technology featuring MacPherson spring struts and forged cross members at the front axle, a multi-link rear axle and Electric Power Steering with Servotronic function; Dynamic Stability Control (DSC) as standard, Dynamic Traction Control (DTC) including Electronic Differential Lock Control (EDLC) optional (standard on the MINI Cooper S Paceman, MINI Cooper SD Paceman and MINI Cooper D Paceman ALL4); 16-inch light-alloy wheels as standard (MINI Cooper S Paceman and MINI Cooper SD Paceman: 17-inch); 18-inch or 19-inch light-alloy wheels available as an option.
- Outstanding occupant protection provided by crash-optimised body structure and extensive range of safety equipment; front and side airbags, side curtain airbags, three-point inertia-reel seat belts on all seats, belt tensioners and belt force limiters at the front, ISOFIX child seat attachments in the rear and a run-flat indicator fitted as standard.

- Array of standard equipment includes air conditioning, sports seats for driver and front passenger, Centre Rail and radio MINI CD; high-quality items of optional equipment and wide variety of individualisation options in typical MINI style; selection includes xenon Adaptive Headlights, rain sensor, Park Distance Control, Comfort Access, electrically operated glass roof and trailer coupling; large choice of exterior paint finishes, bonnet stripes, upholstery variants, interior surfaces and Colour Lines; MINI navigation system, harman/kardon hi-fi loudspeaker system and unique in-car infotainment functions available via MINI Connected.

- Engine variants:

**MINI Cooper S Paceman:** Four-cylinder petrol engine with twin-scroll turbocharger, direct injection and fully variable valve management based on the BMW Group's VALVETRONIC technology.

Displacement: 1,598 cc, output: 135 kW/184 hp at 5,500 rpm,  
max. torque: 240 Nm / 177 lb-ft at 1,600 – 5,000 rpm  
(260 Nm / 192 lb-ft with overboost).

Acceleration 0 – 100 km/h / 62 mph: 7.5 seconds  
(automatic: 7.8 seconds),

top speed: 217 km/h (212 km/h) / 135 mph (132 mph).

Average fuel consumption according to EU: 6.1 litres (7.1 litres) per  
100 kilometres / 46.3 mpg (39.8 mpg),

CO<sub>2</sub> emissions: 143 g/km (166 g/km).

**MINI Cooper Paceman:** Four-cylinder petrol engine with fully variable valve management based on the BMW Group's VALVETRONIC technology.

Displacement: 1,598 cc,

output: 90 kW/122 hp at 6,000 rpm,

max. torque: 160 Nm / 118 lb-ft at 4,250 rpm.

Acceleration 0 – 100 km/h / 62 mph: 10.4 seconds  
(automatic: 11.5 seconds),

top speed: 192 km/h (184 km/h) / 119 mph (114 mph).

Average fuel consumption according to EU: 6.0 litres (7.2 litres) per  
100 kilometres / 47.1 mpg (39.2 mpg),

CO<sub>2</sub> emissions: 140 g/km (168 g/km).

**MINI Cooper SD Paceman:** Four-cylinder turbodiesel with aluminium crankcase, common-rail injection and variable turbine geometry.

Displacement: 1,995 cc,

output: 105 kW/143 hp at 4,000 rpm,

max. torque: 305 Nm / 225 lb-ft at 1,750 – 2 700 rpm.

Acceleration 0 – 100 km/h / 62 mph: 9.2 seconds (automatic: 9.4 seconds),

top speed: 200 km/h (197 km/h) / 124 mph (122 mph).

Average fuel consumption according to EU: 4.6 litres (5.7 litres) per 100 kilometres / 61.4 mpg (49.6 mpg),

CO<sub>2</sub> emissions: 122 g/km (150 g/km).

**MINI Cooper D Paceman:** Four-cylinder turbodiesel with aluminium crankcase, common-rail injection and variable turbine geometry.

Displacement: 1,598 cc (MINI Cooper D Paceman with automatic gearbox: 1,995 cc),

output: 82 kW/112 hp at 4,000 rpm,

max. torque: 270 Nm / 199 lb-ft at 1,750 – 2,250 rpm.

Acceleration 0 – 100 km/h / 62 mph: 10.8 seconds (automatic: 11.2 seconds),

top speed: 187 km/h (182 km/h) / 116 mph (113 mph).

Average fuel consumption according to EU: 4.4 litres (5.6 litres) per 100 kilometres / 64.2 mpg (50.4 mpg),

CO<sub>2</sub> emissions: 115 g/km (149 g/km).

- Exterior dimensions:  
Length: 4,109 millimetres (MINI Cooper S Paceman,  
MINI Cooper SD Paceman: 4,115 millimetres)  
Width: 1,786 millimetres  
Height: 1,518 millimetres (MINI Cooper S Paceman,  
MINI Cooper SD Paceman: 1,522 millimetres)  
Wheelbase: 2 596 millimetres



## 2. Cutting a swathe through the urban jungle: The MINI Paceman.

The MINI brand is once again combining the expansion of its model range with a foray into a new vehicle class. Indeed, the MINI Paceman is the first Sports Activity Coupé in the premium small and compact segment. Its powerful, dynamically stretched coupé lines and hallmark MINI go-kart feeling team up with the exclusive ambience of its variable-usage interior to make the MINI Paceman a pioneer in the urban environment. Sporting prowess and versatility also define the driving characteristics of the MINI Paceman. Four powerful engine variants will be available from launch, and the standard specification of the MINI Paceman will also include lowered sports suspension. This is the second model (after the MINI Countryman), moreover, to offer the option of channelling its engine power to the road through all four wheels.

The seventh model in the MINI family has a character all of its own, while displaying clear ties to the innovative and inimitable style of the British premium brand. Its innovative vehicle concept takes its cues from the needs of modern target groups, who appreciate its confident appearance as much as the infectious driving fun on offer at the wheel. With its two doors and large tailgate, plus two full-size individual rear seats, the MINI Paceman complements the elegant sportiness of its proportions with a new rendering of the familiar MINI interior. The slightly raised seating position in the front of the car provides the driver and front passenger with an excellent view over the road, while the rear passengers enjoy generous levels of space, outstanding lateral support and exceptional comfort in a lounge-style ambience. Folding down the rear seats expands the load capacity of the MINI Paceman from 330 to a maximum 1,080 litres.

The petrol engines available for the MINI Cooper Paceman and MINI Cooper S Paceman and the diesel units in the MINI Cooper D Paceman and MINI Cooper SD Paceman cover an output spread from 82 kW/112 hp to 135 kW/184 hp. All the powerplants link up as standard with a six-speed manual gearbox, although a six-speed automatic is available as an option. The MINI ALL4 all-wheel-drive system is offered for the MINI Cooper S Paceman,

MINI Cooper SD Paceman and MINI Cooper D Paceman. Plans are in place to add a MINI John Cooper Works Paceman variant to the range in due course.

**Design: powerful stature, sporty and elegant coupé lines.**

The innovative concept of a compact Sports Activity Coupé is expressed in a body design that combines dynamically stretched proportions with a muscular stance. This authentic embodiment of the MINI Paceman's multifaceted driving properties is achieved within the template of the established MINI design language. Its inspirational sporting credentials are immediately clear, as is the potential for broadening its range of use with the addition of ALL4 permanent all-wheel drive.

Traditional MINI design cues, such as the black bordering on the lower edge of the body, the side indicator surround on the diagonal link between the A-pillar and front wheel arch, and the clear three-level split of body, passenger compartment and roof, point – in a distinctive Paceman way – to their MINI family ties. The front end, for example, exudes power and presence thanks to its large, distinctively shaped headlights, strikingly sculptured bonnet and upright hexagonal radiator grille, which is framed on the MINI Paceman by a particularly broad chrome surround.

The fresh and individual character of the MINI Paceman comes across most prominently when the car is viewed from the side. Dynamically sweeping lines and powerfully curved surfaces imbue the car's appearance with sporting elegance. The coupé-style roof, swooping downwards towards the rear, sits almost seamlessly atop the passenger compartment. Its distinctive "helmet" contours fit neatly into the coupé mould, the roofline flowing into the standard rear spoiler. The steadily rising shoulderline and gently downward-sloping roofline create side window surfaces that taper towards the rear, emphasising the wedge shape of the silhouette particularly clearly. The long doors each have a high character line, which connects the front and rear wheel arches and gives the body a lower-slung appearance. The extremely muscular rear wheel arches underline the MINI Paceman's sporting credentials, including its ability to send a portion of its engine power through the rear wheels.

The most eye-catching new feature of the rear end are the rear lights which, in a first for MINI, display a horizontal design. As with the slim and sloping coupé-style rear window, the chrome strip below it and the horizontal creases

on the tailgate and rear apron, the form of the lights further accentuates the car's width. The concentric segmentation of the light sources in the rear lights is very much in keeping with brand tradition. The same can be said of the rear as a whole, which increases in width as it heads towards the road, drawing attention to the car's powerful stance. The MINI Paceman is the first member of the brand's line-up to be identified by a rear nameplate.

Eight exterior paint shades are available for the MINI Paceman, including the new Brilliant Copper, Blazing Red and – exclusively for the MINI Paceman – Starlight Blue variants. The roof and exterior mirror caps can be painted in body colour, white or black.

**Interior: exclusive ambience, impressive variability.**

A model-specific interpretation of traditional MINI design principles also shapes the look of the interior. The extensive use of horizontal elements champions the cause of sporting elegance. For example, the distinctive door ellipses have an extremely shallow and prominently three-dimensional form and extend back beyond the B-pillars into the rear compartment. The ellipses border the armrests and their integrated door pull recesses. Added to which, for the first time in a MINI the side window controls are integrated into the door trim. If the optional lighting package is specified, the door ellipses are bathed in an atmospheric light.

Matt-finished, ring-shaped borders in Carbon Black emphasise the form of the Centre Speedo and the two air vents positioned alongside it. Decorative inner rings in high-gloss black or optional chrome are integrated as standard into the surrounds for the air vents and Centre Speedo. Positioned below the Centre Speedo, the CD/DVD and air conditioning control panel and toggle switches are bordered in a contrasting colour. Here, the matt black surfaces dovetail appealingly with the chromed controls.

The MINI Paceman has been designed squarely as a four-seater. The slightly raised seating position in the front of the car provides the driver and front passenger with an excellent view over the road. This effect is enhanced by the slightly forward-leaning arrangement of the familiar Centre Speedo. The pair of individual seats in the rear offer impressive shoulder room and headroom, outstanding lateral support and exceptional comfort, while cut-outs in the front seat backrests optimise legroom. The lounge character of



the rear compartment is further enhanced by the armrests in the side panels. These are integrated into a circular rear trim element, which matches the colour and material of the seats. The individual seat layout is highlighted by two mouldings in the load compartment cover which extend out from immediately behind the head restraints into the rear.

The standard-fitted Centre Rail storage and attachment system runs from just aft of the gearshift or selector lever on the centre console to its finishing point between the front seats. The second section of the Centre Rail is found between the rear seats and extends up to the partition between the rear compartment and boot area. This makes it easier to climb over from one of the two seats to the other. A single-section Centre Rail extending between both rows of seats can be ordered as an option, offering even greater flexibility when it comes to the positioning of standard and optional function elements. The optional lighting package includes illumination of both the Centre Rail and door panels.

Front sports seats are also part of the standard specification for the MINI Paceman. As an alternative to the standard Diagonal Track cloth upholstery, customers can specify the Hot Cross cloth/leather combination, Gravity leather trim or exclusive Lounge leather variant. A bespoke selection of upholstery colours, interior surfaces, Colour Lines and other design features offers a wide range of individualisation options for the interior.

The high-opening tailgate of the MINI Paceman and its low boot sill allow the luggage area to be accessed in comfort. Load capacity stands at 330 litres, increasing to 1,080 litres when the rear seat backrests are folded down. The options list for the MINI Paceman contains a storage package (containing features such as additional function elements for the Centre Rail), a rear carrier preparation and a trailer coupling.

**Engine range: extremely powerful, remarkably efficient.**

Four variants of the MINI Paceman will be available from launch. Customers will have a choice of two petrol engines and a pair of diesel units – all with four cylinders and their zesty power delivery accompanied by remarkably low fuel consumption and emissions. The MINIMALISM technology fitted as standard on all models includes Brake Energy Regeneration, the need-based operation of ancillary components, Electric Power Steering and the Gear Shift Indicator

which, like the Auto Start/Stop function, works in tandem with the manual gearbox.

A shared feature of the 1.6-litre petrol engines powering the MINI Cooper S Paceman and MINI Cooper Paceman is fully variable valve management. Based on the BMW Group's VALVETRONIC technology, this system optimises both the engine's responses and its efficiency. Under the bonnet of the MINI Cooper S Paceman, this system joins forces with a twin-scroll turbocharger and direct injection to generate maximum output of 135 kW/184 hp at 5,500 rpm. Plus, peak torque of 240 Newton metres (177 lb-ft) is on tap between 1,600 and 5,000 rpm. An overboost function is at the driver's disposal to provide particularly powerful bursts of acceleration, increasing torque to as much as 260 Newton metres (192 lb-ft) for a short time between 1,700 and 4,500 rpm. All of which enables the MINI Cooper S Paceman to sprint from 0 to 100 km/h / 62 mph in 7.5 seconds (automatic: 7.8 seconds) on the way to a top speed of 217 km/h / 135 mph (212 km/h / 132 mph). Despite this smile-inducing acceleration, average fuel economy in the EU test cycle stands at an impressive 6.1 (7.1) litres per 100 kilometres / 46.3 (39.8) mpg imp and CO<sub>2</sub> emissions are just 143 (166) grams per kilometre.

Developing maximum output of 90 kW/122 hp at 6,000 rpm and with peak torque of 160 Newton metres (118 lb-ft) available from 4,250 rpm, the engine powering the MINI Cooper Paceman also has what it takes to fuel plenty of sporty driving fun. The 0-100 km/h / 62 mph dash is all over in 10.4 seconds (automatic: 11.5 seconds) and top speed stands at 192 km/h / 119 mph (184 km/h / 114 mph). Average fuel consumption for the MINI Cooper Paceman in the EU test cycle is 6.0 (7.2) litres per 100 kilometres / 47.1 (39.2) mpg imp, while CO<sub>2</sub> emissions come in at 140 (168) grams per kilometre.

A turbocharger with variable turbine geometry and common-rail direct injection allows the diesel powerplants driving the MINI Cooper SD Paceman and MINI Cooper D Paceman to offer both instantaneous pulling power and exceptionally low fuel consumption. What's more, the engines' aluminium construction allows weight to be kept impressively low and smoothness to take a front seat. The engine fitted in the MINI Cooper SD Paceman produces maximum output of 105 kW/143 hp at 4,000 rpm from its 2.0-litre

displacement. Maximum torque of 305 Newton metres (225 lb-ft) can be accessed between 1,750 and 2,700 rpm. The resultant power delivery allows the MINI Cooper SD Paceman to sprint from rest to 100 km/h / 62 mph in 9.2 seconds (automatic: 9.4 seconds) and hands it a top speed of 200 (197) km/h / 124 (122) mph. The impressive efficiency of the more powerful of the two diesel engines is reflected in average fuel consumption in the EU test cycle of 4.6 (5.7) litres per 100 kilometres / 61.4 (49.6) mpg imp and CO<sub>2</sub> emissions of 122 (150) grams per kilometre.

The MINI Cooper D Paceman also stands out with its superb balance of brawn and economy. Its diesel powerplant has 1.6-litre displacement, rising to 2.0 litres if the optional automatic gearbox is specified. Maximum output stands at 82 kW/112 hp and is available from 4,000 rpm, while peak torque of 270 Newton metres (199 lb-ft) is served up between 1,750 and 2,250 rpm. The MINI Cooper D Paceman accelerates from 0 to 100 km/h / 62 mph in 10.8 seconds (automatic: 11.2 seconds) on the way to a top speed of 187 (182) km/h / 116 (113) mph. The exemplary efficiency of this variant is headlined by average fuel consumption in the EU test cycle of 4.4 (5.6) litres per 100 kilometres / 64.2 (50.4) mpg imp and CO<sub>2</sub> emissions of 115 (149) grams per kilometre.

**Six-speed automatic gearbox and ALL4 all-wheel drive on the options list.**

The MINI Paceman is equipped as standard with a six-speed manual gearbox, while a six-speed automatic – complete with the Steptronic function enabling manual gearshifts – is available as an option for all models. In the MINI Cooper S Paceman and MINI Cooper SD Paceman, the automatic gearbox also comes with shift paddles attached to the steering wheel; these can be ordered as an option for all other models. Extra helpings of driving fun can be summoned with a touch of the optional Sport Button, which tweaks the engine's responses and the power assistance provided by the steering. In models ordered with the automatic gearbox, the Sport Button can be used to activate a specially tuned sport program which makes various adjustments, including extra zip for the gear changes.

Three of the four model variants can be equipped with ALL4 from the launch of the compact Sports Activity Coupé. The permanent all-wheel-drive system

is available for the MINI Cooper S Paceman, MINI Cooper SD Paceman and MINI Cooper D Paceman and can be combined with either the manual gearbox or the automatic.

The ALL4 system uses an electromagnetic centre differential to distribute drive seamlessly between the front and rear axles. In normal driving situations ALL4 diverts up to 50 per cent of the engine's power to the rear wheels, rising to as much as 100 per cent in extreme conditions, such as on ice and snow-covered surfaces. The control electronics of the MINI ALL4 system are integrated directly into the DSC management unit, enabling drive to be distributed between the front and rear axle as and when required – and in a matter of milliseconds. This set-up optimises fuel economy and ensures the car displays maximum agility in the face of fluctuating dynamic requirements, while delivering surefooted, and thus typically MINI, handling characteristics.

### **Cutting-edge chassis technology provides a new take on the go-kart feeling.**

The construction of the MINI Paceman's chassis – consisting of a MacPherson spring strut front axle and forged cross members in tandem with a multi-link rear axle – underpins its hallmark MINI agility. A feature particular to the MINI Paceman is the sporty set-up of the lowered suspension, although the car can also be ordered with regular suspension and ride height as a no-cost option. The precise and efficient Electric Power Steering likewise enhances the ever-present go-kart feeling on board the MINI Paceman. The steering system's standard Servotronic function provides speed-sensitive power assistance.

The likewise standard-fitted DSC (Dynamic Stability Control) system comprises ABS anti-lock brakes, Electronic Brake Force Distribution (EBD), Cornering Brake Control (CBC), Brake Assist and Hill Assist.

The MINI Cooper S Paceman, MINI Cooper SD Paceman and MINI Cooper D Paceman with ALL4 also come with

DTC (Dynamic Traction Control) mode, which allows controlled slip through the driven wheels to ease moving off on loose sand or deep snow. When the stability system is deactivated (in DSC Off mode) an electronic locking function for the front axle differential comes into play. In tight corners it brakes a spinning wheel as required to enhance handling. Known as

Electronic Differential Lock Control (EDLC), this system enhances the car's traction without adversely affecting its steering properties. DTC and EDLC are available for the MINI Cooper Paceman and MINI Cooper D Paceman as an option.

Standard specification also includes light-alloy wheels – in 16-inch format for the MINI Cooper Paceman and MINI Cooper D Paceman and 17-inch guise for the MINI Cooper S Paceman and MINI Cooper SD Paceman. 18-inch and 19-inch light-alloy wheels can be ordered as an option for all model variants.

### **Comprehensive safety equipment and high-quality comfort-enhancing features.**

The high torsional rigidity of the MINI Paceman's body plays an important role in both its agile handling and its impressive passive safety. In the event of a crash, extremely robust load-path structures, precisely defined deformation zones and an extremely strong passenger compartment are on hand to keep the impact energy away from the car's occupants and ensure maximum protection for all those on board. Like the MINI Countryman, which passed the Euro NCAP crash test with the maximum five-star rating, the MINI Paceman's standard-fitted safety arsenal includes front and side airbags, as well as side curtain airbags for both rows of seats. All seats are fitted with three-point inertia-reel seat belts. Front seat occupants will also find belt tensioners and belt force limiters, while in the rear ISOFIX child seat attachments are in place should they be required.

The high-quality standard equipment of the MINI Paceman also fits the brand's premium character as far as comfort and functionality are concerned. Air conditioning, electrically adjustable exterior mirrors, the Centre Rail, model-specific door sill lettering and the radio MINI CD audio system with AUX-IN socket are included as standard on all model variants. The options list, meanwhile, contains items such as a sports leather steering wheel (standard on the MINI Cooper S Paceman and MINI Cooper SD Paceman) with optional multifunction buttons and cruise control, an armrest between the front seats, heated seats, automatic climate control and an electrically operated glass roof. Also on the options list are Comfort Access, xenon Adaptive Headlights with black headlight housing, automatically dimming rear-

view and exterior mirrors, Park Distance Control, front foglamps and a rain sensor.

Customers can take on-board entertainment and navigation capability to new levels with the radio MINI Boost CD, radio MINI Visual Boost, harman/kardon hi-fi loudspeaker system and MINI navigation system. A voice control system, a hands-free system/mobile phone preparation and a DAB tuner for receiving digital radio programmes can also be specified. Cars fitted with the radio MINI Visual Boost or MINI navigation system can also be ordered with the MINI Connected option, which allows full Apple iPhone integration and therefore the use of innovative infotainment, communications and driving experience functions. Specially developed apps open the door to a unique and constantly expanding variety of functions such as web radio, Facebook and Twitter usage, Dynamic Music, Driving Excitement, Mission Control and the MINIMALISM Analyser.



### 3. Technical specifications.

## MINI Cooper Paceman.

## MINI Cooper Paceman automatic.

Body		MINI Cooper Paceman	MINI Cooper Paceman Automatic
No of doors/seats		3 / 4	3 / 4
Length/width/height (unladen)	mm	4109 / 1786 / 1518	4109 / 1786 / 1518
Wheelbase	mm	2596	2596
Track, front/rear	mm	1538/1566	1538/1566
Turning circle	m	11.6	11.6
Tank capacity	approx. l	47	47
Cooling system incl. heater	l	6.0	6.5
Engine oil	l	4.2	4.2
Transmission oil incl. drivetrain	l	Lifetime	Lifetime
Weight, unladen to DIN/EU <sup>1)</sup>	kg	1255 / 1330	1285 / 1360
Max load to DIN	kg	470	470
Max permissible load	kg	1725	1755
Max axle load, front/rear	kg	910 / 840	940 / 840
Max trailer load braked (12 %) / unbraked	kg	- / -	1000 / 500
Max roof load/max download	kg	75 / -	75 / 75
Luggage compartment	l	330 - 1080	330 - 1080
Air drag $c_d / A / c_d \times A$	- / m <sup>2</sup> / m <sup>2</sup>	0.35 / 2.33 / 0.82	0.35 / 2.33 / 0.82
<b>Engine</b>			
Config / No of cyls/valves		Inline / 4 / 4	Inline / 4 / 4
Engine management		MEV 1722	MEV 1722
Capacity	cm <sup>3</sup>	1598	1598
Bore/stroke	mm	77.0 / 85.8	77.0 / 85.8
Compression ratio	:1	11.0	11.0
Fuel grade	RON	91-98	91-98
Max output	kW / hp	90 / 122	90 / 122
at	rpm	6000	6000
Max torque	Nm	160	160
at	rpm	4250	4250
<b>Electrical system</b>			
Battery/Installation	Ah / -	55 / Engine compartment	55 / Engine compartment
Alternator	A	120	120
<b>Chassis</b>			
Suspension, front		Single-joint MacPherson spring strut axle with anti-dive control	
Suspension, rear		Multi-link axle with aluminium longitudinal struts	
Front brakes		Vented disc	Vented disc
Diameter	mm	294 x 22	294 x 22
Rear brakes		Disc	Disc
Diameter	mm	280 x 10	280 x 10
Driving stability systems		Hydraulic two-circuit brake system with anti-lock brakes (ABS), Electronic Brake Force Distribution (EBD) and Cornering Brake Control (CBC), Dynamic Stability Control (DSC) with Brake Assist, Hill Start Assistant; optional Dynamic Traction Control (DTC) and Electronic Differential Lock Control (EDLC). Parking brake acts mechanically on rear wheels	
Steering		Electrically assisted rack-and-pinion steering (EPS); 2.4 rotations in total	
Steering transmission, overall	:1	14.1	14.1
Tyres		205/60 R16 92H	205/60 R16 92H
Wheels		6.5J x 16 light-alloy	6.5J x 16 light-alloy
<b>Transmission</b>			
Type of gearbox		6-gear manual transmission	6-speed automatic transmission
Gear ratios	I	:1	3.214
	II	:1	1.792
	III	:1	1.194
	IV	:1	0.914
	V	:1	0.784
	VI	:1	0.683
Reverse gear	:1	3.143	3.394
Final drive ratio	:1	4.722	4.643
<b>Performance</b>			
Power-to-weight ratio to DIN	kg/kW	13.9	14.3
Output per litre	kW/l	56.3	56.3
Acceleration	0-100 km/h	s	10.4
	0-1000 m	s	32.1
in 4th/5th gear	80-120 km/h	s	11.5 / 14.8
Top speed	km/h	192	184

<b>Fuel consumption in EU cycle</b>			
Urban	l/100 km	7.4	9.3
Extra-urban	l/100 km	5.2	6.0
Composite	l/100 km	6.0	7.2
CO <sub>2</sub>	g/km	140	168
<b>Miscellaneous</b>			
Emission rating		EU6	EU6
Insurance ratings (Germany)	HPF/VK/TK	<sup>2)</sup>	<sup>2)</sup>
Ground clearance (empty)	mm	135	135

Specifications applicable to ACEA markets / homologation data applicable in part only to Germany (weight)

<sup>1)</sup> Weight of the car in road trim (DIN) plus 75 kg for driver and luggage

<sup>2)</sup> Data not yet available



# MINI Cooper S Paceman. MINI Cooper S Paceman Automatic.

<b>Body</b>		<b>MINI Cooper S Paceman</b>	<b>MINI Cooper S Paceman Automatic</b>
No of doors/seats		3 / 4	3 / 4
Length/width/height (unladen)	mm	4115 / 1786 / 1522	4115 / 1786 / 1522
Wheelbase	mm	2596	2596
Track, front/rear	mm	1525/1551	1525/1551
Turning circle	m	11.6	11.6
Tank capacity	approx. l	47	47
Cooling system incl. heater	l	6.0	6.5
Engine oil	l	4.2	4.2
Transmission oil incl. drivetrain	l	Lifetime	Lifetime
Weight, unladen to DIN/EU <sup>1)</sup>	kg	1305 / 1380	1330 / 1405
Max load to DIN	kg	470	470
Max permissible load	kg	1775	1800
Max axle load, front/rear	kg	955 / 840	980 / 840
Max trailer load braked (12 %) / unbraked	kg	750 / 500	1000 / 500
Max roof load/max download	kg	75 / 75	75 / 75
Luggage compartment	l	330 – 1080	330 – 1080
Air drag $c_d$ / A / $c_d \times A$	- / m <sup>2</sup> / m <sup>2</sup>	0.36 / 2.32 / 0.84	0.36 / 2.32 / 0.84
<b>Engine</b>			
Config / No of cyls/valves		Inline / 4 / 4	Inline / 4 / 4
Engine management		MEVD 1722	MEVD 1722
Capacity	cm <sup>3</sup>	1598	1598
Bore/stroke	mm	77.0 / 85.8	77.0 / 85.8
Compression ratio	:1	10.5	10.5
Fuel grade	RON	91–98	91–98
Max output	kW / hp	135 / 184	135 / 184
at	rpm	5500	5500
Max torque (with overboost)	Nm	240 (260)	240 (260)
at	rpm	1600 – 5000 (1700 – 4500)	1600 – 5000 (1700 – 4500)
<b>Electrical system</b>			
Battery/Installation	Ah / –	55 / Engine compartment	55 / Engine compartment
Alternator	A	120	120
<b>Chassis</b>			
Suspension, front		Single-joint MacPherson spring strut axle with anti-dive control	
Suspension, rear		Multi-link axle with aluminium longitudinal struts	
Front brakes		Vented disc	Vented disc
Diameter	mm	307 × 24	307 × 24
Rear brakes		Disc	Disc
Diameter	mm	280 × 10	280 × 10
Driving stability systems		Hydraulic two-circuit brake system with anti-lock brakes (ABS), Electronic Brake Force Distribution (EBD) and Cornering Brake Control (CBC), Dynamic Stability Control (DSC) with Brake Assist, Hill Start Assistant, Dynamic Traction Control (DTC) and Electronic Differential Lock Control (EDLC). Parking brake acts mechanically on rear wheels	
Steering		Electrically assisted rack-and-pinion steering (EPS); 2.4 rotations in total	
Steering transmission, overall	:1	14.1	14.1
Tyres		205/55 R17 91V	205/55 R17 91V
Wheels		7J × 17 light-alloy	7J × 17 light-alloy
<b>Transmission</b>			
Type of gearbox		6-gear manual transmission	6-speed automatic transmission
Gear ratios	I	:1	3.308
	II	:1	2.130
	III	:1	1.483
	IV	:1	1.139
	V	:1	0.949
	VI	:1	0.816
Reverse gear		:1	3.231
Final drive ratio		:1	3.706
<b>Performance</b>			
Power-to-weight ratio to DIN	kg/kW	9.7	9.9
Output per litre	kW/l	84.5	84.5
Acceleration	0–100 km/h	s	7.5
	0–1000 m	s	28.1
in 4th/5th gear	80–120 km/h	s	7.0 / 8.5
Top speed	km/h	217	212

<b>Fuel consumption in EU cycle</b>			
Urban	l/100 km	7.5	9.5
Extra-urban	l/100 km	5.4	5.7
Composite	l/100 km	6.1	7.1
CO <sub>2</sub>	g/km	143	166
<b>Miscellaneous</b>			
Emission rating		EU5	EU5
Insurance ratings (Germany)	HPF/VK/TK	<sup>2)</sup>	<sup>2)</sup>
Ground clearance (empty)	mm	124	124

Specifications applicable to ACEA markets / homologation data applicable in part only to Germany (weight)

<sup>1)</sup> Weight of the car in road trim (DIN) plus 75 kg for driver and luggage

<sup>2)</sup> Data not yet available

# MINI Cooper S Paceman ALL4. MINI Cooper S Paceman ALL4 Automatic.

Body		MINI Cooper S Paceman ALL4	MINI Cooper S Paceman ALL4 Automatic
No of doors/seats		3 / 4	3 / 4
Length/width/height (unladen)	mm	4115 / 1786 / 1522	4115 / 1786 / 1522
Wheelbase	mm	2596	2596
Track, front/rear	mm	1525/1551	1525/1551
Turning circle	m	11.6	11.6
Tank capacity	approx. l	47	47
Cooling system incl. heater	l	6.0	6.5
Engine oil	l	4.2	4.2
Transmission oil incl. drivetrain	l	Lifetime	Lifetime
Weight, unladen to DIN/EU <sup>1)</sup>	kg	1370 / 1445	1395 / 1470
Max load to DIN	kg	470	470
Max permissible load	kg	1840	1865
Max axle load, front/rear	kg	970 / 890	995 / 890
Max trailer load braked (12 %) / unbraked	kg	750 / 500	1000 / 500
Max roof load/max download	kg	75 / 75	75 / 75
Luggage compartment	l	330 – 1080	330 – 1080
Air drag $c_d / A / c_d \times A$	- / m <sup>2</sup> / m <sup>2</sup>	0.36 / 2.32 / 0.84	0.36 / 2.32 / 0.84
<b>Engine</b>			
Config / No of cyls/valves		Inline / 4 / 4	Inline / 4 / 4
Engine management		MEVD 1722	MEVD 1722
Capacity	cm <sup>3</sup>	1598	1598
Bore/stroke	mm	77.0 / 85.8	77.0 / 85.8
Compression ratio	:1	10.5	10.5
Fuel grade	RON	91–98	91–98
Max output	kW / hp	135 / 184	135 / 184
at	rpm	5500	5500
Max torque (with overboost)	Nm	240 (260)	240 (260)
at	rpm	1600 – 5000 (1700 – 4500)	1600 – 5000 (1700 – 4500)
<b>Electrical system</b>			
Battery/Installation	Ah / –	55 / Engine compartment	55 / Engine compartment
Alternator	A	120	120
<b>Chassis</b>			
Suspension, front		Single-joint MacPherson spring strut axle with anti-dive control	
Suspension, rear		Multi-link axle with aluminium longitudinal struts	
Front brakes		Vented disc	Vented disc
Diameter	mm	307 × 24	307 × 24
Rear brakes		Disc	Disc
Diameter	mm	280 × 10	280 × 10
Driving stability systems		Hydraulic two-circuit brake system with anti-lock brakes (ABS), Electronic Brake Force Distribution (EBD) and Cornering Brake Control (CBC), Dynamic Stability Control (DSC) with Brake Assist, Hill Start Assistant, Dynamic Traction Control (DTC) and Electronic Differential Lock Control (EDLC). DSC control unit with integrated control electronics for the MINI ALL4 all-wheel-drive system. Parking brake acts mechanically on rear wheels	
Steering		Electrically assisted rack-and-pinion steering (EPS); 2.4 rotations in total	
Steering transmission, overall	:1	14.1	14.1
Tyres		205/55 R17 91V	205/55 R17 91V
Wheels		7J × 17 light-alloy	7J × 17 light-alloy
<b>Transmission</b>			
Type of gearbox		6-gear manual transmission	6-speed automatic transmission
Gear ratios	I	:1 3.308	4.044
	II	:1 2.130	2.371
	III	:1 1.483	1.556
	IV	:1 1.139	1.159
	V	:1 0.949	0.852
	VI	:1 0.816	0.672
Reverse gear	:1	3.231	3.193
Final drive ratio	:1	3.706	3.683
<b>Performance</b>			
Power-to-weight ratio to DIN	kg/kW	10.1	10.3
Output per litre	kWh/l	84.5	84.5
Acceleration	0–100 km/h	s 7.8	8.2
	0–1000 m	s 28.3	28.9
in 4th/5th gear	80–120 km/h	s 7.1 / 9.3	- / -
Top speed	km/h	212	207

<b>Fuel consumption in EU cycle</b>			
Urban	l/100 km	8.2	10.3
Extra-urban	l/100 km	5.8	6.2
Composite	l/100 km	6.7	7.7
CO <sub>2</sub>	g/km	157	180
<b>Miscellaneous</b>			
Emission rating		EU5	EU5
Insurance ratings (Germany)	HPF/VK/TK	<sup>2)</sup>	<sup>2)</sup>
Ground clearance (empty)	mm	124	124

Specifications applicable to ACEA markets / homologation data applicable in part only to Germany (weight)

<sup>1)</sup> Weight of the car in road trim (DIN) plus 75 kg for driver and luggage

<sup>2)</sup> Data not yet available

# MINI Cooper D Paceman. MINI Cooper D Paceman Automatic.

<b>Body</b>		<b>MINI Cooper D Paceman</b>	<b>MINI Cooper D Paceman Automatic</b>
No of doors/seats		3 / 4	3 / 4
Length/width/height (unladen)	mm	4109 / 1786 / 1518	4109 / 1786 / 1518
Wheelbase	mm	2596	2596
Track, front/rear	mm	1538/1566	1538/1566
Turning circle	m	11.6	11.6
Tank capacity	approx. l	47	47
Cooling system incl. heater	l	6.0	6.5
Engine oil	l	5.2	5.2
Transmission oil incl. drivetrain	l	Lifetime	Lifetime
Weight, unladen to DIN/EU <sup>1)</sup>	kg	1300 / 1375	1320 / 1395
Max load to DIN	kg	470	470
Max permissible load	kg	1770	1790
Max axle load, front/rear	kg	960 / 840	980 / 840
Max trailer load braked (12 %) / unbraked	kg	800 / 500	1000 / 500
Max roof load/max download	kg	75 / 75	75 / 75
Luggage compartment	l	330 – 1080	330 – 1080
Air drag $c_d$ / A / $c_d \times A$	- / m <sup>2</sup> / m <sup>2</sup>	0.35 / 2.33 / 0.82	0.35 / 2.33 / 0.82
<b>Engine</b>			
Config / No of cyls/valves		Inline / 4 / 4	Inline / 4 / 4
Engine management		DDE 701	DDE 721
Capacity	cm <sup>3</sup>	1598	1995
Bore/stroke	mm	78.0 / 83.6	84.0 / 90.0
Compression ratio	:1	16.5	16.5
Fuel grade	RON	Diesel	Diesel
Max output	kW / hp	82 / 112	82 / 112
at	rpm	4000	4000
Max torque	Nm	270	270
at	rpm	1750 – 2250	1750 – 2250
<b>Electrical system</b>			
Battery/Installation	Ah / –	70 / Engine compartment	70 / Engine compartment
Alternator	A	150	150
<b>Chassis</b>			
Suspension, front		Single-joint MacPherson spring strut axle with anti-dive control	
Suspension, rear		Multi-link axle with aluminium longitudinal struts	
Front brakes		Vented disc	Vented disc
Diameter	mm	294 × 22	294 × 22
Rear brakes		Disc	Disc
Diameter	mm	280 × 10	280 × 10
Driving stability systems		Hydraulic two-circuit brake system with anti-lock brakes (ABS), Electronic Brake Force Distribution (EBD) and Cornering Brake Control (CBC), Dynamic Stability Control (DSC) with Brake Assist, Hill Start Assistant; optional Dynamic Traction Control (DTC) and Electronic Differential Lock Control (EDLC). Parking brake acts mechanically on rear wheels	
Steering		Electrically assisted rack-and-pinion steering (EPS); 2.4 rotations in total	
Steering transmission, overall	:1	14.1	14.1
Tyres		205/60 R16 92H	205/60 R16 92H
Wheels		6.5J × 16 light-alloy	6.5J × 16 light-alloy
<b>Transmission</b>			
Type of gearbox		6-gear manual transmission	6-speed automatic transmission
Gear ratios	I	:1	3.308
	II	:1	1.870
	III	:1	1.194
	IV	:1	0.872
	V	:1	0.721
	VI	:1	0.596
Reverse gear		:1	3.231
Final drive ratio		:1	3.706
<b>Performance</b>			
Power-to-weight ratio to DIN	kg/kW	15.9	16.1
Output per litre	kW/l	51.3	41.1
Acceleration	0–100 km/h	s	10.8
	0–1000 m	s	32.5
in 4th/5th gear	80–120 km/h	s	9.6 / 11.8
Top speed	km/h	187	182

<b>Fuel consumption in EU cycle</b>			
Urban	l/100 km	4.7	7.2
Extra-urban	l/100 km	4.2	4.7
Composite	l/100 km	4.4	5.6
CO <sub>2</sub>	g/km	115	149
<b>Miscellaneous</b>			
Emission rating		EU5	EU5
Insurance ratings (Germany)	HPF/VK/TK	<sup>2)</sup>	<sup>2)</sup>
Ground clearance (empty)	mm	140	140

Specifications applicable to ACEA markets / homologation data applicable in part only to Germany (weight)

<sup>1)</sup> Weight of the car in road trim (DIN) plus 75 kg for driver and luggage

<sup>2)</sup> Data not yet available

# MINI Cooper D Paceman ALL4. MINI Cooper D Paceman ALL4 Automatic.

Body		MINI Cooper D Paceman ALL4	MINI Cooper D Paceman ALL4 Automatic
No of doors/seats		3 / 4	3 / 4
Length/width/height (unladen)	mm	4109 / 1786 / 1518	4109 / 1786 / 1518
Wheelbase	mm	2596	2596
Track, front/rear	mm	1538/1566	1538/1566
Turning circle	m	11.6	11.6
Tank capacity	approx. l	47	47
Cooling system incl. heater	l	6.0	6.5
Engine oil	l	5.2	5.2
Transmission oil incl. drivetrain	l	Lifetime	Lifetime
Weight, unladen to DIN/EU <sup>1)</sup>	kg	1370 / 1445	1390 / 1470
Max load to DIN	kg	470	470
Max permissible load	kg	1840	1865
Max axle load, front/rear	kg	990 / 890	1015 / 890
Max trailer load braked (12 %) / unbraked	kg	800 / 500	1200 / 500
Max roof load/max download	kg	75 / 75	75 / 75
Luggage compartment	l	330 – 1080	330 – 1080
Air drag $c_d / A / c_d \times A$	- / m <sup>2</sup> / m <sup>2</sup>	0.35 / 2.33 / 0.82	0.35 / 2.33 / 0.82
<b>Engine</b>			
Config / No of cyls/valves		Inline / 4 / 4	Inline / 4 / 4
Engine management		DDE 701	DDE 721
Capacity	cm <sup>3</sup>	1598	1995
Bore/stroke	mm	78.0 / 83.6	84.0 / 90.0
Compression ratio	:1	16.5	16.5
Fuel grade	RON	Diesel	Diesel
Max output	kW / hp	82 / 112	82 / 112
at	rpm	4000	4000
Max torque	Nm	270	270
at	rpm	1750 – 2250	1750 – 2250
<b>Electrical system</b>			
Battery/Installation	Ah / -	70 / Engine compartment	70 / Engine compartment
Alternator	A	150	150
<b>Chassis</b>			
Suspension, front		Single-joint MacPherson spring strut axle with anti-dive control	
Suspension, rear		Multi-link axle with aluminium longitudinal struts	
Front brakes		Vented disc	Vented disc
Diameter	mm	294 × 22	294 × 22
Rear brakes		Disc	Disc
Diameter	mm	280 × 10	280 × 10
Driving stability systems		Hydraulic two-circuit brake system with anti-lock brakes (ABS), Electronic Brake Force Distribution (EBD) and Cornering Brake Control (CBC), Dynamic Stability Control (DSC) with Brake Assist, Hill Start Assistant, Dynamic Traction Control (DTC) and Electronic Differential Lock Control (EDLC). DSC control unit with integrated control electronics for the MINI ALL4 all-wheel-drive system. Parking brake acts mechanically on rear wheels	
Steering		Electrically assisted rack-and-pinion steering (EPS); 2.4 rotations in total	
Steering transmission, overall	:1	14.1	14.1
Tyres		205/60 R16 92H	205/60 R16 92H
Wheels		6.5J × 16 light-alloy	6.5J × 16 light-alloy
<b>Transmission</b>			
Type of gearbox		6-gear manual transmission	6-speed automatic transmission
Gear ratios	I	:1 3.308	4.044
	II	:1 1.870	2.371
	III	:1 1.194	1.556
	IV	:1 0.872	1.159
	V	:1 0.721	0.852
	VI	:1 0.596	0.672
Reverse gear	:1	3.231	3.193
Final drive ratio	:1	3.706	3.683
<b>Performance</b>			
Power-to-weight ratio to DIN	kg/kW	16.7	17.0
Output per litre	kW/l	51.3	41.1
Acceleration	0–100 km/h	s 11.5	11.8
	0–1000 m	s 33.0	33.4
in 4th/5th gear	80–120 km/h	s 10.5 / 12.8	- / -
Top speed	km/h	182	177

<b>Fuel consumption in EU cycle</b>			
Urban	l/100 km	5.3	7.6
Extra-urban	l/100 km	4.7	5.0
Composite	l/100 km	4.9	6.0
CO <sub>2</sub>	g/km	129	158
<b>Miscellaneous</b>			
Emission rating		EU5	EU5
Insurance ratings (Germany)	HPF/VK/TK	<sup>2)</sup>	<sup>2)</sup>
Ground clearance (empty)	mm	135	135

Specifications applicable to ACEA markets / homologation data applicable in part only to Germany (weight)

<sup>1)</sup> Weight of the car in road trim (DIN) plus 75 kg for driver and luggage

<sup>2)</sup> Data not yet available



# MINI Cooper SD Paceman. MINI Cooper SD Paceman Automatic.

<b>Body</b>		<b>MINI Cooper SD Paceman</b>	<b>MINI Cooper SD Paceman Automatic</b>
No of doors/seats		3 / 4	3 / 4
Length/width/height (unladen)	mm	4115 / 1786 / 1522	4115 / 1786 / 1522
Wheelbase	mm	2596	2596
Track, front/rear	mm	1525/1551	1525/1551
Turning circle	m	11,6	11,6
Tank capacity	approx. l	47	47
Cooling system incl. heater	l	6,0	6,5
Engine oil	l	5,2	5,2
Transmission oil incl. drivetrain	l	Lifetime	Lifetime
Weight, unladen to DIN/EU <sup>1)</sup>	kg	1315 / 1390	1335 / 1410
Max load to DIN	kg	470	470
Max permissible load	kg	1785	1805
Max axle load, front/rear	kg	980 / 840	1000 / 840
Max trailer load braked (12 %) / unbraked	kg	800 / 500	1200 / 500
Max roof load/max download	kg	75 / 75	75 / 75
Luggage compartment	l	330 – 1080	330 – 1080
Air drag $c_d$ / A / $c_d \times A$	- / m <sup>2</sup> / m <sup>2</sup>	0.35 / 2.32 / 0.81	0.35 / 2.32 / 0.81
<b>Engine</b>			
Config / No of cyls/valves		Inline / 4 / 4	Inline / 4 / 4
Engine management		DDE 701	DDE 701
Capacity	cm <sup>3</sup>	1995	1995
Bore/stroke	mm	84,0 / 90,0	84,0 / 90,0
Compression ratio	:1	16,5	16,5
Fuel grade	RON	Diesel	Diesel
Max output	kW / hp	105 / 143	105 / 143
at	rpm	4000	4000
Max torque	Nm	305	305
at	rpm	1750 – 2700	1750 – 2700
<b>Electrical system</b>			
Battery/Installation	Ah / –	70 / Engine compartment	70 / Engine compartment
Alternator	A	150	150
<b>Chassis</b>			
Suspension, front		Single-joint MacPherson spring strut axle with anti-dive control	
Suspension, rear		Multi-link axle with aluminium longitudinal struts	
Front brakes		Vented disc	Vented disc
Diameter	mm	307 × 24	307 × 24
Rear brakes		Disc	Disc
Diameter	mm	280 × 10	280 × 10
Driving stability systems		Hydraulic two-circuit brake system with anti-lock brakes (ABS), Electronic Brake Force Distribution (EBD) and Cornering Brake Control (CBC), Dynamic Stability Control (DSC) with Brake Assist, Hill Start Assistant; optional Dynamic Traction Control (DTC) and Electronic Differential Lock Control (EDLC). Parking brake acts mechanically on rear wheels	
Steering		Electrically assisted rack-and-pinion steering (EPS); 2.4 rotations in total	
Steering transmission, overall	:1	14,1	14,1
Tyres		205/55 R17 91V	205/55 R17 91V
Wheels		7J × 17 light-alloy	7J × 17 light-alloy
<b>Transmission</b>			
Type of gearbox		6-gear manual transmission	6-speed automatic transmission
Gear ratios	I	:1	3,308
	II	:1	1,870
	III	:1	1,194
	IV	:1	0,872
	V	:1	0,721
	VI	:1	0,596
Reverse gear		:1	3,231
Final drive ratio		:1	3,706
<b>Performance</b>			
Power-to-weight ratio to DIN	kg/kW	12,5	12,7
Output per litre	kW/l	52,6	52,6
Acceleration	0–100 km/h	s	9,2
	0–1000 m	s	30,4
in 4th/5th gear	80–120 km/h	s	7,0 / 10,0
Top speed	km/h	200	197

<b>Fuel consumption in EU cycle</b>			
Urban	l/100 km	5.2	7.3
Extra-urban	l/100 km	4.3	4.8
Composite	l/100 km	4.6	5.7
CO <sub>2</sub>	g/km	122	150
<b>Miscellaneous</b>			
Emission rating		EU5	EU5
Insurance ratings (Germany)	HPF/VK/TK	<sup>2)</sup>	<sup>2)</sup>
Ground clearance (empty)	mm	140	140

Specifications applicable to ACEA markets / homologation data applicable in part only to Germany (weight)

<sup>1)</sup> Weight of the car in road trim (DIN) plus 75 kg for driver and luggage

<sup>2)</sup> Data not yet available

# MINI Cooper SD Paceman ALL4. MINI Cooper SD Paceman ALL4 Automatic.

Body		MINI Cooper SD Paceman ALL4	MINI Cooper SD Paceman ALL4 Automatic
No of doors/seats		3 / 4	3 / 4
Length/width/height (unladen)	mm	4115 / 1786 / 1522	4115 / 1786 / 1522
Wheelbase	mm	2596	2596
Track, front/rear	mm	1525/1551	1525/1551
Turning circle	m	11.6	11.6
Tank capacity	approx. l	47	47
Cooling system incl. heater	l	6.0	6.5
Engine oil	l	5.2	5.2
Transmission oil incl. drivetrain	l	Lifetime	Lifetime
Weight, unladen to DIN/EU <sup>1)</sup>	kg	1390 / 1465	1415 / 1490
Max load to DIN	kg	470	470
Max permissible load	kg	1860	1885
Max axle load, front/rear	kg	1000 / 890	1025 / 890
Max trailer load braked (12 %) / unbraked	kg	800 / 500	1200 / 500
Max roof load/max download	kg	75 / 75	75 / 75
Luggage compartment	l	330 – 1080	330 – 1080
Air drag $c_d / A / c_d \times A$	- / m <sup>2</sup> / m <sup>2</sup>	0.35 / 2.32 / 0.81	0.35 / 2.32 / 0.81
<b>Engine</b>			
Config / No of cyls/valves		Inline / 4 / 4	Inline / 4 / 4
Engine management		DDE 701	DDE 701
Capacity	cm <sup>3</sup>	1995	1995
Bore/stroke	mm	84.0 / 90.0	84.0 / 90.0
Compression ratio	:1	16.5	16.5
Fuel grade	RON	Diesel	Diesel
Max output	kW / hp	105 / 143	105 / 143
at	rpm	4000	4000
Max torque	Nm	305	305
at	rpm	1750 – 2700	1750 – 2700
<b>Electrical system</b>			
Battery/Installation	Ah / –	70 / Engine compartment	70 / Engine compartment
Alternator	A	150	150
<b>Chassis</b>			
Suspension, front		Single-joint MacPherson spring strut axle with anti-dive control	
Suspension, rear		Multi-link axle with aluminium longitudinal struts	
Front brakes		Vented disc	Vented disc
Diameter	mm	307 × 24	307 × 24
Rear brakes		Disc	Disc
Diameter	mm	280 × 10	280 × 10
Driving stability systems		Hydraulic two-circuit brake system with anti-lock brakes (ABS), Electronic Brake Force Distribution (EBD) and Cornering Brake Control (CBC), Dynamic Stability Control (DSC) with Brake Assist, Hill Start Assistant, Dynamic Traction Control (DTC) and Electronic Differential Lock Control (EDLC). DSC control unit with integrated control electronics for the MINI ALL4 all-wheel-drive system. Parking brake acts mechanically on rear wheels	
Steering		Electrically assisted rack-and-pinion steering (EPS); 2.4 rotations in total	
Steering transmission, overall	:1	14.1	14.1
Tyres		205/55 R17 91V	205/55 R17 91V
Wheels		7J × 17 light-alloy	7J × 17 light-alloy
<b>Transmission</b>			
Type of gearbox		6-gear manual transmission	6-speed automatic transmission
Gear ratios	I	:1 3.308	4.044
	II	:1 1.870	2.371
	III	:1 1.194	1.556
	IV	:1 0.872	1.159
	V	:1 0.721	0.852
	VI	:1 0.596	0.672
Reverse gear	:1	3.231	3.193
Final drive ratio	:1	3.706	3.683
<b>Performance</b>			
Power-to-weight ratio to DIN	kg/kW	13.2	13.5
Output per litre	kWh/l	52.6	52.6
Acceleration	0–100 km/h	s 9.3	9.4
	0–1000 m	s 30.7	30.8
in 4th/5th gear	80–120 km/h	s 8.4 / 10.6	– / –
Top speed	km/h	197	195

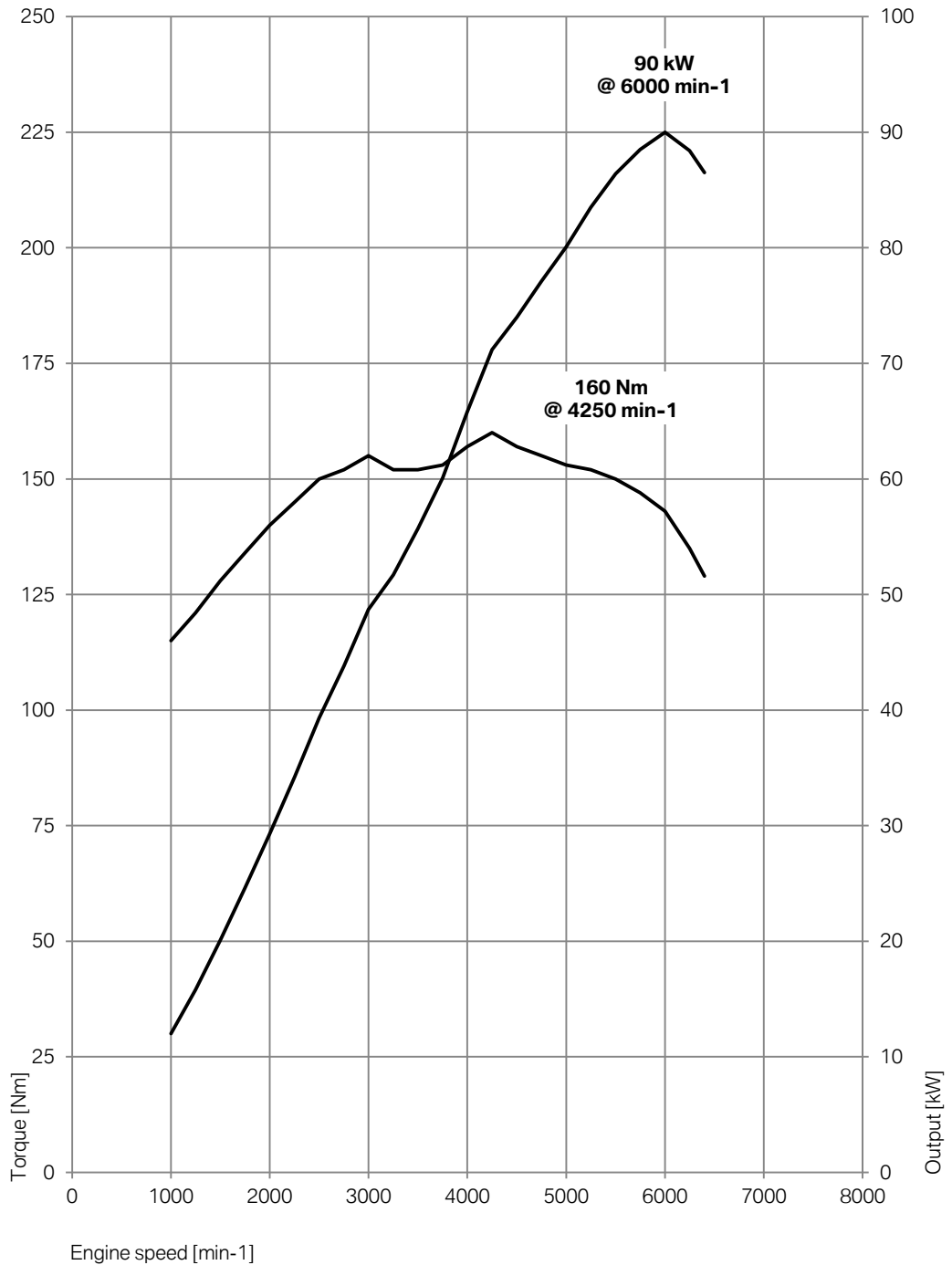
<b>Fuel consumption in EU cycle</b>			
Urban	l/100 km	5.3	7.7
Extra-urban	l/100 km	4.7	5.1
Composite	l/100 km	4.9	6.1
CO <sub>2</sub>	g/km	130	160
<b>Miscellaneous</b>			
Emission rating		EU5	EU5
Insurance ratings (Germany)	HPF/VK/TK	<sup>2)</sup>	<sup>2)</sup>
Ground clearance (empty)	mm	140	140

Specifications applicable to ACEA markets / homologation data applicable in part only to Germany (weight)

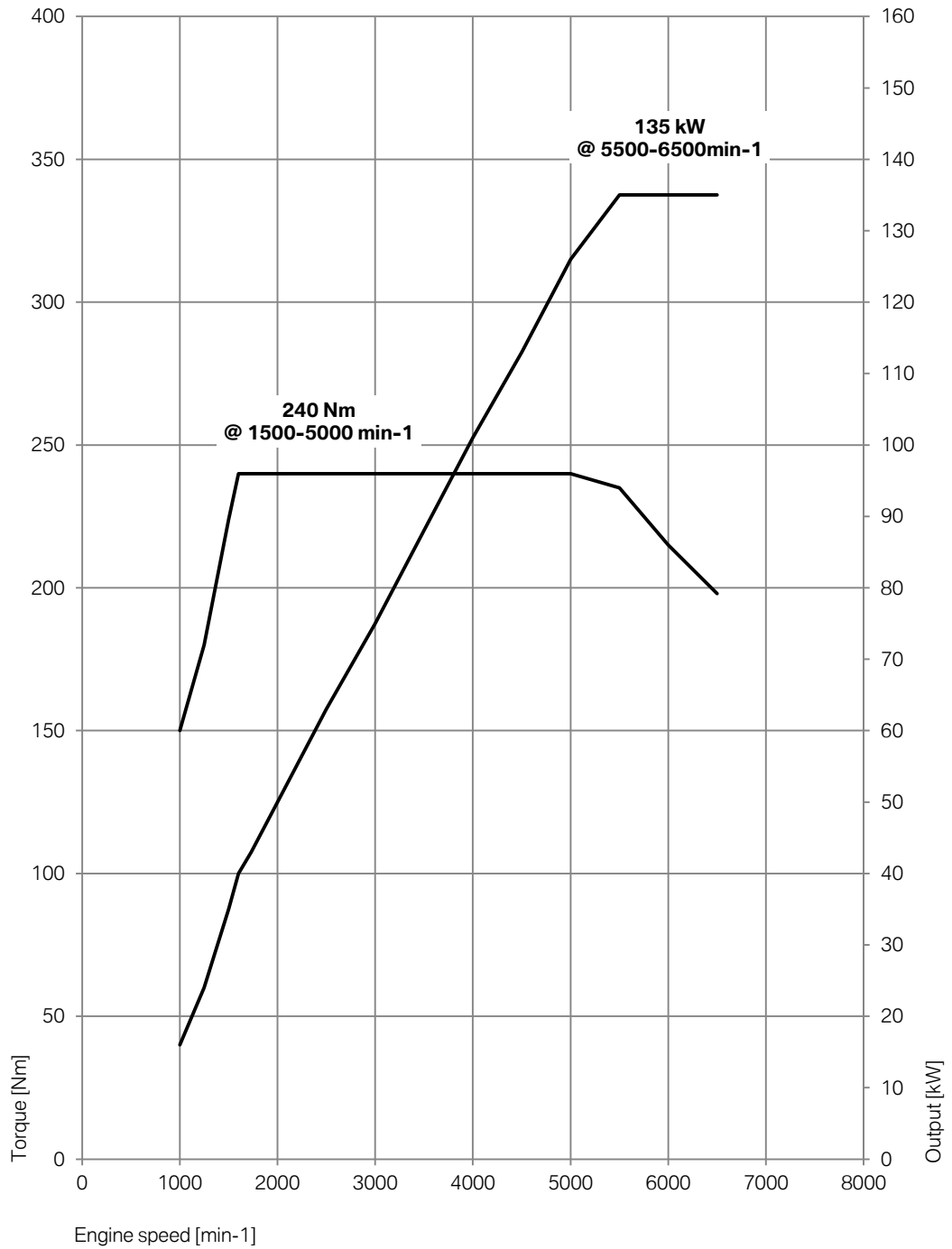
<sup>1)</sup> Weight of the car in road trim (DIN) plus 75 kg for driver and luggage

<sup>2)</sup> Data not yet available

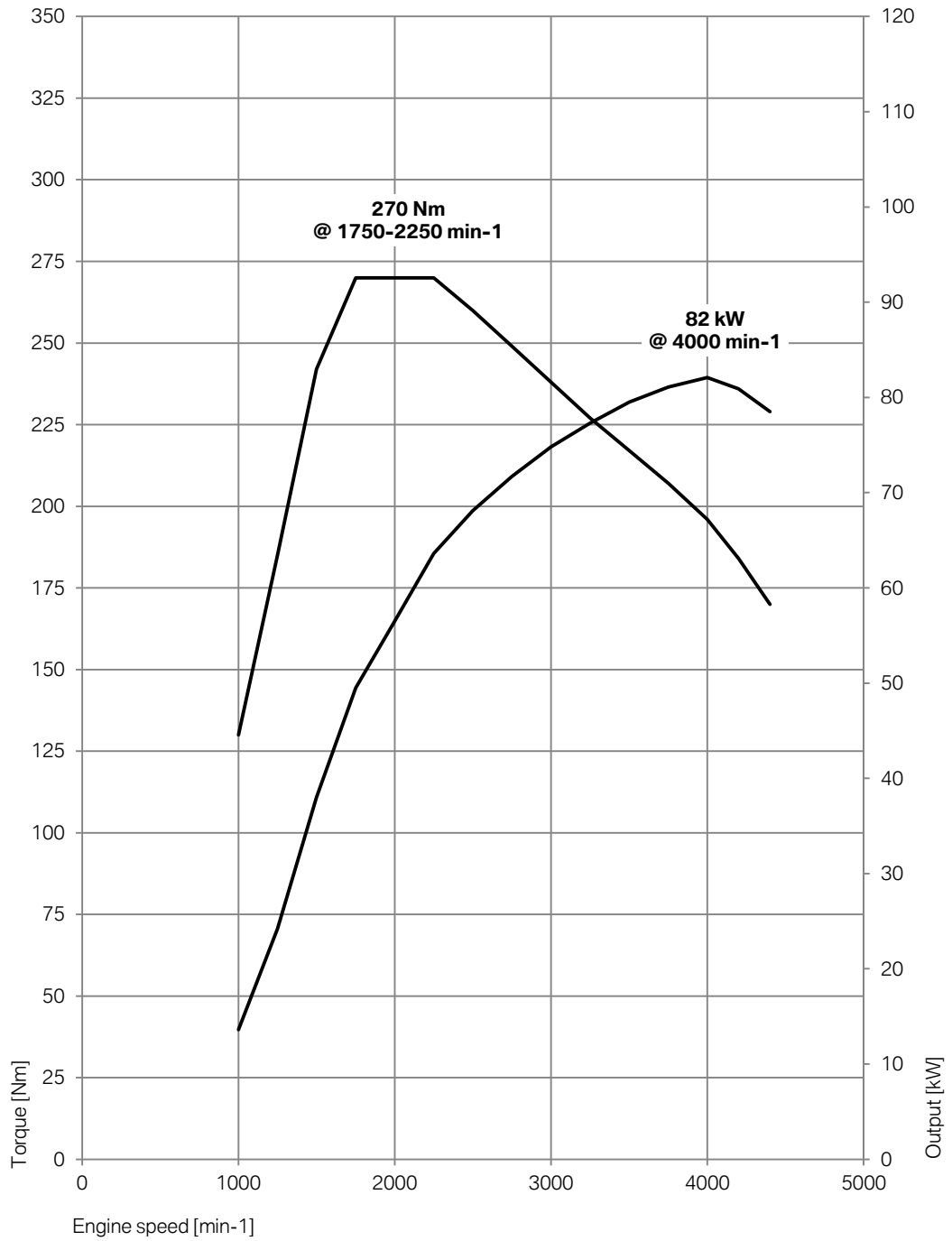
## 4. Output and torque diagrams. MINI Cooper Paceman.



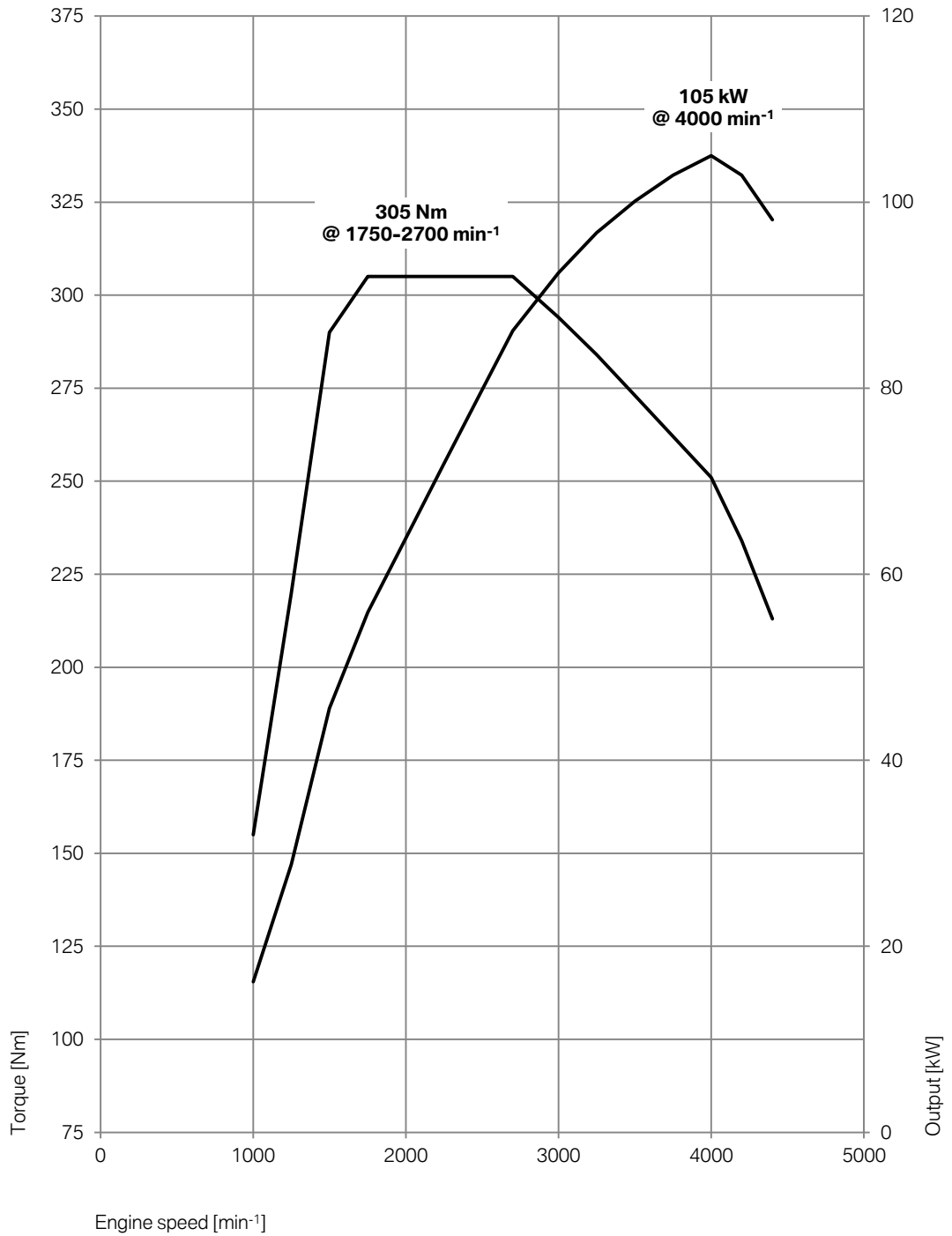
# MINI Cooper S Paceman.



# MINI Cooper D Paceman.



# MINI Cooper SD Paceman.





## 5. Exterior and interior dimensions.

