

The new MINI Paceman. Table of contents.



The new MINI Paceman.	
Profile.	2
Sporty, elegant, unique: the new MINI Paceman.	7
Technical specifications.	13
Power and torque diagrams	31
Exterior and interior dimensions	36

The new MINI Paceman. Profile.



- Fresh stimuli for the first Sports Activity Coupé in the premium compact segment; the new MINI Paceman (combined fuel consumption: 7.1 - 4.2 l/100 km, combined CO₂ emissions: 165 – 111 g/km) underscores its exceptional standing as a sporty, elegant individualist with fresh design details, increased driving performance figures, further optimised efficiency, innovative equipment features and refined premium characteristics in the interior; pioneering automobile concept of a compact 3-door model with coupé-like lines, unique combination of driving fun and functionality and the optional all-wheel drive system ALL4 now gains additional appeal; increased engine output in the new MINI Cooper S Paceman consolidates driving fun leadership within the segment; market launch in July 2014 also includes the launch of the new edition of the extreme athlete MINI John Cooper Works Paceman.
- Extravagant and powerfully expressive body design with horizontal lines, dynamic proportions and powerfully modelled surfaces in hallmark MINI design style; clearly signals driving fun with characteristic go-kart feeling and extended versatility due to all-wheel drive system ALL4; front section with powerful presence including hexagonal radiator grill contour; long doors with frameless windows in coupé style; high-opening tailgate; roof sits virtually seamlessly on top of the car, optionally available in contrasting colour; elongated silhouette resulting from the flowing roof line and the tapering side window graphic, now additionally emphasised with the new option Piano Black Exterior; new standard and optionally available light alloy wheels with reduced weight and optimised aerodynamic properties; other optional features: tyres with reduced rolling resistance; new exterior paint finishes Jungle Green metallic and Midnight Grey metallic.
- Greater accentuation of sporty flair and premium characteristics in the interior of the new MINI Paceman; road speed and engine speed display now with dark dials in the style of the MINI John Cooper Works Paceman; interior in lounge-type design with four single seats and optimised acoustic comfort; newly designed chrome applications for the ventilation controls; MINI Center Rail storage system as standard; sports seats for driver and front passenger as standard; rear backrests individually foldable; as a result, luggage compartment volume can be expanded from 330 to up to 1 080 litres.
- New MINI Paceman offering further increased driving fun and optimised efficiency; selection of two petrol and two diesel engines each with four

cylinders; range also includes: top athlete MINI John Cooper Works Paceman with 160 kW/218 hp 4-cylinder turbo engine; all model variants now with emission rating according to the EU6 emission standard and extended MINIMALISM technology including optimised aerodynamic properties to reduce fuel consumption and emission levels; output increased by 5 kW to 140 kW/190 hp in the MINI Cooper S Paceman; 6-speed manual transmission as standard, 6-speed automatic transmission as an option: all-wheel drive system ALL4 as standard in the MINI John Cooper Works Paceman and optional for all other models.

- Unique go-kart feeling thanks to high-quality suspension technology with McPherson spring struts and forged wishbones on the front axle, multilink rear axle and electromechanical power steering including Servotronic; sports chassis as standard for all model variants; Dynamic Stability Control (DSC) as standard, Dynamic Traction Control (DTC) including Electronic Differential Lock Control standard or optional, depending on model variant.
- Integrated safety concept with crash-optimised body structure; extensive standard safety features now also include tyre pressure control on each wheel and daytime driving lights; occupant protection at the same level as the MINI Countryman, which scored the top 5-star rating on the Euro NCAP crash test.
- Driving fun and comfort at premium level with extensive standard trim and a wide range of customisation options; high-end selection of optional extras, including new LED fog lamps with daytime driving lights and parking lights in LED technology as well as xenon headlamps and adaptive turning light, comfort access, glass push/tilt roof, automatic air conditioning, removable tow hitch with a trailer load of up to 1 200 kilograms, MINI navigation system, Sport Button, sports leather steering wheel with shift paddles for automatic transmission, multifunction steering wheel with cruise control Harman Kardon hi-fi speaker system; model-specific John Cooper Works accessories also available.
- The most progressive networking technology within the competitive field for unique in-car infotainment; MINI Connected offers extensive smartphone integration in the vehicle and unique functional diversity with ongoing expansion based on apps; current program includes functions exclusive to MINI such as Mission Control, Dynamic Music, Driving Excitement and MINIMALISM Analyser, the use of Facebook, Twitter, foursquare and Glympse, RSS news feed reception and entertainment programs such as AUPEO!, Stitcher, Deezer, Audible, Napster/Rhapsody and TuneIn.

- Model variants:

MINI John Cooper Works Paceman: 4-cylinder petrol engine with twin-scroll turbocharger, direct injection and fully variable valve control, valve control based on BMW Group VALVETRONIC Technology
capacity: 1 598 cc, output: 160 kW/218 hp at 6 000 rpm, max. torque: 280 Nm at 1 900 – 5 000 rpm
(300 Nm at 2 100 – 4 500 rpm with overboost),
acceleration (0–100 km/h): 6.8 seconds (automatic: 6.8 seconds),
top speed: 229 km/h (226 km/h),
average fuel consumption according to EU: 7.1 litres/100 kilometres (7.5 litres),
CO₂emissions: 165 g/km (175 g/km), exhaust emission standard: EU6.

MINI Cooper S Paceman: 4-cylinder petrol engine with twin-scroll turbocharger, direct injection and fully variable valve control, valve control based on BMW Group VALVETRONIC Technology
capacity: 1 598 cc, output: 140 kW/190 hp at 5 500 – 6 500 rpm, max. torque: 240 Nm at 1 600 – 5 000 rpm
(260 Nm at 1 700 – 4 500 rpm with overboost),
acceleration (0–100 km/h): 7.4 seconds (automatic: 7.7 seconds),
top speed: 220 km/h (216 km/h),
average fuel consumption according to EU: 6.0 litres/100 kilometres (6.8 litres),
CO₂emissions: 139 g/km (157 g/km), exhaust emission standard: EU6.

MINI Cooper S Paceman ALL4: 4-cylinder petrol engine with twin-scroll turbocharger, direct injection and fully variable valve control, valve control based on BMW Group VALVETRONIC Technology
capacity: 1 598 cc, output: 140 kW/190 hp at 5 500 – 6 500 rpm, max. torque: 240 Nm at 1 600 – 5 000 rpm
(260 Nm at 1 700 – 4 500 rpm with overboost),
acceleration (0–100 km/h): 7.6 seconds (automatic: 8.0 seconds),
top speed: 217 km/h (215 km/h),
average fuel consumption according to EU: 6.4 litres/100 kilometres (7.1 litres),
CO₂emissions: 148 g/km (165 g/km), exhaust emission standard: EU6.

MINI Cooper Paceman: 4-cylinder petrol engine with fully variable valve control based on BMW Group VALVETRONIC Technology
capacity: 1 598 cc, output: 90 kW/122 hp at 6 000 rpm, max. torque: 160 Nm at 4 250 rpm,
acceleration (0–100 km/h): 10.3 seconds (automatic: 11.5 seconds),
top speed: 193 km/h (186 km/h),
average fuel consumption according to EU: 5.9 litres/100 kilometres (6.9 litres),
CO₂emissions: 137 g/km (159 g/km), exhaust emission standard: EU6.

MINI Cooper Paceman ALL4: 4-cylinder petrol engine with fully variable valve control based on BMW Group VALVETRONIC Technology (in the MINI Cooper Paceman ALL4 with automatic transmission also: twin-scroll turbocharger, direct injection),
capacity: 1 598 cc, output: 90 kW/122 hp at 6 000 rpm,
max. torque: 160 Nm (MINI Cooper Paceman ALL4 with automatic transmission: 190 Nm at 4 250 rpm,
acceleration (0–100 km/h): 11.4 seconds (automatic: 11.6 seconds),
top speed: 188 km/h (186 km/h),
average fuel consumption according to EU: 6.7 litres/100 kilometres (7.0 litres),
CO₂emissions: 156 g/km (164 g/km), exhaust emission standard: EU6.

MINI Cooper SD Paceman: 4-cylinder turbodiesel with aluminium crankcase, common rail injection and variable turbine geometry,
capacity: 1 995 cc, output: 105 kW/143 hp at 4 000 rpm,
max. torque: 305 Nm at 1 750 – 2 700 rpm,
acceleration (0–100 km/h): 9.1 seconds (automatic: 9.3 seconds),
top speed: 202 km/h (199 km/h),
average fuel consumption according to EU: 4.5 litres/100 kilometres (5.7 litres),
CO₂emissions: 119 g/km (149 g/km), exhaust emission standard: EU6.

MINI Cooper SD Paceman ALL4: 4-cylinder turbodiesel with aluminium crankcase, common rail injection and variable turbine geometry,
capacity: 1 995 cc, output: 105 kW/143 hp at 4 000 rpm,
max. torque: 305 Nm at 1 750 – 2 700 rpm,
acceleration (0–100 km/h): 9.2 seconds (automatic: 9.3 seconds),
top speed: 199 km/h (197 km/h),
average fuel consumption according to EU: 4.8 litres/100 kilometres (5.9 litres),
CO₂emissions: 126 g/km (156 g/km), exhaust emission standard: EU6.

MINI Cooper D Paceman: 4-cylinder turbodiesel with aluminium crankcase, common rail injection and variable turbine geometry,
capacity: 1 598 cc (MINI Cooper D Paceman with automatic transmission: 1 995 cc),
output: 82 kW/112 hp at 4 000 rpm,
max. torque: 270 Nm at 1 750 – 2 250 rpm,
acceleration (0–100 km/h): 10.8 seconds (automatic: 11.2 seconds),
top speed: 188 km/h (183 km/h),
average fuel consumption according to EU: 4.2 litres/100 kilometres (5.6 litres),
CO₂emissions: 111 g/km (148 g/km), exhaust emission standard: EU6.

MINI Cooper D Paceman ALL4: 4-cylinder turbodiesel with aluminium crankcase, common rail injection and variable turbine geometry,
capacity: 1 598 cc (MINI Cooper D Paceman ALL4 with automatic transmission: 1 995 cc),
output: 82 kW/112 hp at 4 000 rpm,
max. torque: 270 Nm at 1 750 – 2 250 rpm,
acceleration (0–100 km/h): 11.5 seconds (automatic: 11.8 seconds),
top speed: 183 km/h (178 km/h),
average fuel consumption according to EU: 4.7 litres/100 kilometres (5.9 litres),
CO₂emissions: 123 g/km (155 g/km), exhaust emission standard: EU6.

- Exterior dimensions:
Length: 4 109 millimetres (MINI Cooper S Paceman, MINI Cooper SD Paceman: 4 114 millimetres, MINI John Cooper Works Paceman: 4 124 millimetres)
Width: 1 786 millimetres
Height: 1 518 millimetres
Wheelbase: 2 596 millimetres

Sporty, elegant, unique: the new MINI Paceman.



As an extravagant individualist in urban traffic, the MINI Paceman is a real eye-catcher. The world's first ever Sports Activity Coupé in the premium compact segment presents an excitingly athletic and elegant design as well as enthralling sporty driving properties. Now there is more to discover and lots more driving fun to experience as well. The new MINI Paceman presents precise visual modifications and innovative equipment details while at the same time offering an optimised balance between driving performance figures and fuel consumption. As part of the model revision, the premium characteristics in the interior of the 4-door model were also refined. Meanwhile, new paint finishes and light alloy rims provide additional freedom for characteristic MINI customisation.

The compact Sports Activity Coupé is further evidence of the innovative flair that is so typical of the British premium brand MINI in its development of exceptional automobile concepts. With two doors, a large tailgate, dynamically elongated lines and powerful proportions, the MINI Paceman conveys athletic potential, modern functionality and versatility - ensuring characteristic driving fun not just in city traffic and over long distances but also beyond paved roads thanks to the all-wheel drive system ALL4.

The new MINI Cooper S Paceman is more powerful yet also more efficient than ever, its engine delivering an output that has been increased by 5 kW to 140 kW/190 hp. The extended use of MINIMALISM technology contributes to reduced fuel consumption and emission figures in all other model variants, too, as well as enabling significantly increased figures for acceleration, elasticity and top speed. What is more, all model variants of the new MINI meet the EU6 exhaust emission standard. The MINI John Cooper Works Paceman also lines up for the start to coincide with the market launch of the model in July 2014. With an output of 160 kW/218 hp and fitted as standard with the all-wheel drive system ALL4, this extreme athlete also offers impressive sprint capacity and optimised efficiency.

Expressive design with fresh accentuation details.

The innovative concept of the MINI Paceman includes a distinctive and highly expressive body design which reflects the automobile's properties in hallmark MINI design style. The upright front section with large headlamps and hexagonal radiator grille contour conveys solidity and presence, while the elongated silhouette defined by horizontal lines stand for sporty elegance. Powerfully modelled surface express sporty flair and versatility. The high-opening tailgate indicates the high degree of functionality and versatility offered by the MINI Paceman. Its distinctive character is also

underscored by the rear lights which are horizontally arranged for the first time in a MINI.

In certain model variants the radiator grille of the MINI Paceman features a specific contour and grid structure. The new MINI John Cooper Works Paceman can be identified by means of a horizontal radiator grill rib in red - another indication of extreme sporty flair in addition to the John Cooper Works logo positioned on the honeycomb pattern. A specific feature on the radiator grille of the new MINI Cooper S Paceman is the curved "S" in red.

In addition to the long doors in the style of a coupé, striking features in the side perspective chiefly include the roof which sits on top of the car virtually seamlessly and is optionally available in a contrasting colour. The flowing roof line falling off to the rear and the tapering side window graphic create a stretched, wedge-like silhouette. The new option Piano Black Exterior comprises a finish in high-gloss black which, lends a dark, shimmering high-end look to selected surfaces. It is applied instead of the standard chrome finish to the surrounds of the headlamps and rear lights, on the diagonal links between the A columns and the front wheel arches and on the optional roof rails and the cross-rib in the radiator grill of the MINI Cooper Paceman.

Other new features are to be found in the range of exterior paint finishes. The colours Jungle Green metallic and Midnight Grey metallic are now available for the new MINI Paceman, too. A contrasting paint finish in black or white is offered as an optional extra for all model variants of the new MINI Paceman at no extra charge. Meanwhile a contrasting paint finish in Chili Red is available as an additional alternative exclusively for the MINI John Cooper Works Paceman. Other individual accents can be added by means of such features as the Sport Stripes and bonnet stripes in various colours.

New light alloy wheels with reduced weight, optional LED fog lights.

Light alloy wheels come as standard in all model variants of the MINI Paceman. Newly designed for the MINI Cooper Paceman and the MINI Cooper D Paceman, the 16-inch light alloy wheels in 5-Star Air Spoke Design help increase the agility and fuel efficiency of these models with their reduced weight and optimised aerodynamic properties. The 17-inch light alloy wheels in the new 5-Star Triangle Spoke Design for the MINI Cooper S Paceman and the MINI Cooper SD Paceman are also lighter than their predecessors. They are also optionally available in a two-colour design. As another option, the new standard wheels are offered in a MINIMALISM version featuring tyres with reduced rolling resistance for reduced fuel consumption and exhaust emission levels. Meanwhile, the MINI John Cooper Works Paceman features 18-inch light alloy wheels in Twin Spoke Black Burnished Design as standard. Additional rims are optionally available for the new MINI Paceman in the sizes 17, 18 and 19 inches.

Also new to the program of optional extras are the LED fog lights including parking and daytime driving lights in LED technology, ensuring both clear visibility and a striking appearance. They provide an intense, bright white light with a much higher level of energy efficiency than conventional headlamps. The structure of their light sources in full LED technology helps make the front view of the new MINI Paceman distinctively expressive. Perfect for improving visibility in fog, the light is generated by three LED units arranged horizontally at the centre of the cluster and radiated across the entire surface of the headlamp. The daytime driving light takes the form of a luminous ring fed by 15 LED units. When the parking lights are switched on, only five LED units are active in the upper third of the ring.

Exclusive ambience, optimised acoustic comfort, sporty flair and refined premium characteristics in the interior.

The MINI Paceman is consistently designed as a four-seater. Its standard trim comprises sports seats for driver and front passenger. The two single seats at the rear offer excellent shoulder and head room, lateral support and comfort. The exclusive lounge character of the second row is likewise enhanced by the armrests in the side rear trim panels. What is more, the driving experience offered by the car benefits from acoustic comfort, which has been further optimised in the new MINI Paceman.

For even more sporty flair in the cockpit there are now anthracite-coloured dials for the engine speed and road speed display in the style of the MINI John Cooper Works Paceman, whose central instrument also bears the John Cooper Works logo. The standard trim of the new MINI Paceman likewise includes chrome applications for the ventilation controls, clearly reflecting the car's refined premium characteristics.

One of the features that highlights the functionality of the MINI Paceman is the standard MINI Center Rail storage system between the driver and front passenger seats and a storage tray between the rear seats. In addition, the rear backrests can be folded down individually. This enables expansion of the luggage volume from 330 to as much as 1 080 litres.

Fast-sprinting and efficient thanks to extended MINIMALISM technology.

Numerous optimised details contribute to a combination of increased driving fun with advancements in terms of fuel consumption and exhaust emission levels in the new MINI Paceman. All petrol and diesel engines available for the Sports Activity Vehicle now meet the EU6 exhaust emission standard. In addition, the high degree of efficiency of the modern 4-cylinder power units and the extended use of MINIMALISM technology ensure that the balance between driving performance figures and fuel consumption has been further improved in all engine variants. Measures applied to boost efficiency include optimised air ducting in the area of the

underbody, wheel bearings with a lower friction coefficient and tyres with reduced rolling resistance.

The new MINI Cooper S Paceman further consolidates its leading position in the segment in terms of driving fun in that it now offers increased power. Its 4-cylinder spark ignition engine with twin-scroll turbocharger, direct injection and variable valve control sees a rise in output by 5 kW to 140 kW/190 hp. This reduces the time required from acceleration from standing to 100 km/h by 0.1 seconds to 7.4 seconds. Meanwhile the new MINI Cooper S Paceman completes the interim sprint from 80 to 120 km/h in fifth gear in 8.3 seconds - 0.2 seconds than before. Its top speed is increased by 3 km/h to 220 km/h. At the same time, the fuel consumption of the new MINI Cooper S Paceman in the EU test cycle is reduced to 6.0 litres per 100 kilometres, with the relevant CO₂ emissions dropping to 139 grams per kilometre.

The sprint capability of the new MINI Cooper Paceman is likewise enhanced. The 90 kW/122 hp model variant now accelerates in 10.3 seconds from standing to 100 km/h, increasing speed from 80 to 120 km/h within 14.7 seconds. The top speed of the new MINI Cooper Paceman is 193 km/h. Its average fuel consumption in the EU test cycle drops to 5.7 litres per 100 kilometres (CO₂ emissions: 137 g/km).

The two diesel variants of the new MINI Paceman are also more agile and efficient than ever before. The 105 kW/143 hp MINI Cooper SD Paceman sprints in 9.1 seconds (minus 0.1 seconds) from zero to 100 km/h and in 9.6 seconds (minus 0.4 seconds) from 80 to 120 km/h. Its average fuel consumption in the EU test cycle drops to 4.5 litres per 100 kilometres (CO₂ emissions: 119 g/km).

The new MINI Cooper D Paceman (82 kW/112 hp) especially increases performance on the interim sprint, It accelerates from zero to 100 km/h in 10.8 seconds and from 80 to 120 km/h in 11.4 seconds, in other words 0.4 seconds faster than before. The average fuel consumption of the new MINI Cooper D Paceman in the EU test cycle is now only 4.2 litres per 100 kilometres (CO₂ emission: 111 g/km).

The outstanding level of driving fun offered by the MINI John Cooper Works Paceman is also increased. The top athlete, which transfers the power of its 160 kW/218 hp turbo engine to all four wheels as standard, now accelerates from zero to 100 km/h 6.9 seconds, 0.1 seconds faster than previously. Meanwhile the time required for the sprint from 80 to 120 km/h is now reduced by 0.2 seconds to 7.6 seconds. The maximum speed of the new MINI John Cooper Works Paceman is increased by 3 km/h to 229 km/h. And its efficiency has been enhanced, too. The car's average fuel consumption in the EU test cycle is 7.1 litres per 100 kilometres (CO₂ emissions: 165 g/km).

All-wheel drive system ALL4: specially developed for MINI, available for all variants of the MINI Paceman.

The MINI Paceman is the second model of the brands in which hallmark driving fun is enriched with an additional facet. Specially developed for MINI, the all-wheel drive system ALL4 distributes drive power at continuously variable levels between the front and rear axle by means of an electromagnetic centre differential and is available for all model variants of the MINI Paceman as an alternative to front-wheel drive.

What is more, all engines available for the MINI Paceman can be optionally combined with a 6-speed automatic transmission instead of the standard 6-speed manual transmission. The automatic transmission offers the possibility of manual drive position selection with Steptronic - including shift paddles at the steering wheel on request.

The optional Sport Button provides an individualised set-up (as standard in the MINI John Cooper Works Paceman). This allows very direct characteristic curves to be activated for the accelerator and steering. In conjunction with the automatic transmission, pressing the Sport Button also results in changes to the shift points. This is supplemented by a particularly striking engine sound in the MINI Cooper S Paceman.

Driving fun, safety, comfort and networking at the very highest level.

The suspension technology of the MINI Paceman is of exceptionally high quality for the compact segment and in conjunction with its powerful engines contributes to the car's impressive agility. Unmistakable go-kart feeling is guaranteed by the combination of McPherson spring struts and forged wishbones on the front axle, a multilink rear axle and electromechanical power steering including Steptronic as well as the specific set-up of the standard sports suspension.

The outstanding qualities of the MINI Paceman also include precisely controllable drive response and excellent occupant protection. The integrated MINI safety concept comprises a crash-optimised body structure and a full range of features in the areas of active and passive safety. All in all, this puts occupant safety at the same level of the MINI Countryman, which was awarded the top 5-star rating on the Euro NCAP crash test. The new MINI Paceman is fitted as standard with daytime driving light as well as tyre pressure control on each individual tyre. Constant measurement of pressure means that the driver is given an early warning of potential loss in each tyre.

Dynamic Stability Control (DSC) also forms part of the standard trim of the MINI Paceman. Dynamic Traction Control (DSC) including Electronic Differential Lock Control is on board as standard in conjunction with the all-wheel drive system ALL4 and in the models MINI Cooper S Paceman and MINI Cooper SD Paceman. The ALL4 electronic management system is

networked with the DSC system in every model variant with all-wheel drive so as to ensure maximum traction, ride stability and sporty flair on bends by means of very fast reactions.

Extensive additional equipment features are available to increase driving fun, comfort and individual style. There are numerous upholstery types, interior colours, interior trims and Colour Lines to choose from for the MINI Paceman. Standard features include automatic air conditioning, the MINI Center Rail, a radio system comprising a CD player with MP3 capability, AUX-in socket and five speakers. The high-quality options include xenon headlamps and adaptive turning light, automatic air conditioning, comfort access, the electrically operated glass roof, a removable tow hitch with a trailer load of up to 1 200 kilograms, the MINI navigation system, multifunction steering wheel with cruise control, Harman Kardon hi-fi speaker system and model-specific John Cooper Works accessories.

Another offer typical of MINI is the innovative in-car infotainment program which can be used in conjunction with the Radio MINI Visual Boost and the MINI navigation system. With MINI Connected, the British manufacturer emphasises its leading role in the intelligent networking of driver, automobile and the outside world based on cutting-edge interface technology. The integration of entertainment and online functions offered by modern smartphones helps make driving a MINI even more fascinating, convenient and entertaining. It enables the use of vehicle-specific functions such as Mission Control, Dynamic Music, Driving Excitement and MINIMALISM Analyser as well as online-based services. Integration is via apps, with functional diversity being expanded on an ongoing basis. Current functions include web radio, the use of social networks such as Facebook, Twitter, foursquare and Glympse, RSS news feed reception and entertainment programs such as AUPEO!, Stitcher, Deezer, Audible, Napster/Rhapsody and TuneIn. Operation is intuitive and typically MINI in style via the on-board computer in the central instrument, the MINI Joy Stick in the centre console, the multifunction buttons of the steering wheel and also voice control.



Technical specifications.

MINI John Cooper Works Paceman, MINI John Cooper Works Paceman Automatic.

Body		MINI John Cooper Works Paceman	MINI John Cooper Works Paceman Automatic
Number of doors/seats		3 / 4	3 / 4
Length/width/height (empty)	mm	4124 / 1786 / 1518	4124 / 1786 / 1518
Wheelbase	mm	2596	2596
Track width, front/rear	mm	1527 / 1554	1527 / 1554
Turning circle	m	11.6	11.6
Fuel tank capacity	approx. l	47	47
Cooling system incl. heating	l	7.5	7.5
Engine oil	l	4.2	4.2
Transmission oil incl. drivetrain	l	lifetime filling	lifetime filling
Unladen weight according to	kg	1400 / 1475	1420 / 1495
Payload according to DIN	kg	470	470
Permitted gross vehicle weight	kg	1870	1890
Permitted axle loads, front/rear	kg	1000 / 915	980 / 915
Permitted trailer load braked (12 %) / unbraked	kg	- / -	- / -
Permitted roof load/permited download	kg	75 / -	75 / -
Luggage compartment capacity	l	330 – 1080	330 – 1080
Aerodynamic drag $c_x / A / c_x \times A$	- / m ² / m ²	0.36 / 2.32 / 0.84	0.36 / 2.32 / 0.84
Engine			
Type/no. of cylinders/valves		in-line / 4 / 4	in-line / 4 / 4
Engine control		MEVD 1727	MEVD 1727
Capacity	cc	1598	1598
Bore/stroke	mm	77.0 / 85.8	77.0 / 85.8
Compression	:1	10.5	10.5
Fuel	RON	91–98	91–98
Output	kW/hp	160 / 218	160 / 218
at engine speed	rpm	6000	6000
Torque (with overboost)	Nm	280 (300)	280 (300)
at engine speed	rpm	1900-5000 (2100-4500)	1900-5000 (2100-4500)
Electrical system			
Battery/installation	Ah / -	70 / engine compartment	70 / engine compartment
Alternator	A	120	120
Suspension			
Front wheel suspension		Single-joint McPherson spring strut axle with anti-dive control	
Rear wheel suspension		Multilink axle with aluminium trailing arms and centrally mounted wishbones	
Brakes, front		disc, vented	disc, vented
diameter	mm	307 × 24	307 × 24
Rear brakes		disc	disc
diameter	mm	296 × 10	296 × 10
Driving stability systems		Hydraulic 2-circuit brake system with anti-lock brakes (ABS), electronic brake force distribution (EBD) and Cornering Brake Control (CBC), Dynamic Stability Control (DSC) with brake assistant, hill start assistant, Dynamic Traction Control (DTC) and Electronic Differential Lock Control (EDLC), DSC control unit with integrated electronic management system for the all-wheel drive system MINI ALL4. Handbrake impacts mechanically on rear wheels	
Steering		Electrically supported steering (EPS); 2.4 revolutions from lock to lock	
Overall steering ratio	:1	14.1	14.1
Tyres		225/45 R18 91W	225/45 R18 91W
Rims		7.5J × 18 light alloy	7.5J × 18 light alloy
Transmission			
Transmission type		6-speed manual transmission	6-speed automatic transmission
Gear ratio	I	:1	3.308
	II	:1	2.130
	III	:1	1.483
	IV	:1	1.139
	V	:1	0.949
	VI	:1	0.816
Reverse gear		:1	3.231
Final drive ratio		:1	3.706
Driving performance figures			
Power-to-weight ratio according to	kg/kW	8.8	8.9
Power output per litre	kW/l	100.1	100.1
Acceleration	0-100 km/h	s	6.8
	0-1000 m	s	27.5
in 5th gear	80-120 km/h	s	- / -
Top speed	km/h	229	226

Fuel consumption in EU cycle			
Urban	l/100 km	9.1	10.4
Extra-urban	l/100 km	6.0	5.9
Total	l/100 km	7.1	7.5
CO ₂	g/km	165	175
Other			
Emission rating		EU6	EU6
Insurance rating	3rd party/fully	²	²
Ground clearance (empty)	mm	128	128

Technical specifications valid for ACEA markets / registration-related data only relevant to Germany in some cases (weights)

¹⁾ Weight of road-ready automobile (DIN) plus 75 kg for driver and luggage

²⁾ Details not yet available

MINI Cooper S Paceman, MINI Cooper S Paceman Automatic.

Body		MINI Cooper S Paceman	MINI Cooper S Paceman Automatic
Number of doors/seats		3 / 4	3 / 4
Length/width/height (empty)	mm	4114 / 1786 / 1518	4114 / 1786 / 1518
Wheelbase	mm	2595	2595
Track width, front/rear	mm	1531 / 1558	1531 / 1558
Turning circle	m	11.6	11.6
Fuel tank capacity	approx. l	47	47
Cooling system incl. heating	l	7.5	7.5
Engine oil	l	4.2	4.2
Transmission oil incl. drivetrain	l	lifetime filling	lifetime filling
Unladen weight according to DIN/EU ¹⁾	kg	1305 / 1380	1330 / 1405
Payload according to DIN	kg	470	470
Permitted gross vehicle weight	kg	1775	1800
Permitted axle loads, front/rear	kg	955 / 840	980 / 840
Permitted trailer load ² braked (12 %) / unbraked	kg	750 / 500	1000 / 500
Permitted roof load/permitted download	kg	75 / 75	75 / 75
Luggage compartment capacity	l	330 – 1080	330 – 1080
Aerodynamic drag $c_x / A / c_x \times A$	- / m ² / m ²	0.36 / 2.32 / 0.84	0.36 / 2.32 / 0.84
Engine			
Type/no. of cylinders/valves		in-line / 4 / 4	in-line / 4 / 4
Engine control		MEVD 17.2.2	MEVD 17.2.2
Capacity	cc	1598	1598
Bore/stroke	mm	77.0 / 85.8	77.0 / 85.8
Compression	:1	10.5	10.5
Fuel	RON	91–98	91–98
Output	kW/hp	140 / 190	140 / 190
at engine speed	rpm	5500 – 6500	5500 – 6500
Torque (with overboost)	Nm	240 (260)	240 (260)
at engine speed	rpm	1600 – 5000 (1700 – 4500)	1600 – 5000 (1700 – 4500)
Electrical system			
Battery/installation	Ah / –	60 / engine compartment	60 / engine compartment
Alternator	A	120	120
Suspension			
Front wheel suspension		Single-joint McPherson spring strut axle with anti-dive control	
Rear wheel suspension		Multilink axle with trailing arms in aluminium lightweight construction	
Brakes, front		disc, vented	disc, vented
diameter	mm	307 × 24	307 × 24
Rear brakes		disc	disc
diameter	mm	280 × 10	280 × 10
Driving stability systems		Hydraulic 2-circuit brake system with anti-lock brakes (ABS), electronic brake force distribution (EBD) and Cornering Brake Control (CBC), Dynamic Stability Control (DSC) with brake assistant, hill start assistant, Dynamic Traction Control (DTC) and Electronic Differential Lock Control (EDLC). Handbrake impacts mechanically on rear wheels	
Steering		Electrically supported steering (EPS); 2.4 revolutions from lock to lock	
Overall steering ratio	:1	14.1	14.1
Tyres		205/55 R17 91V	205/55 R17 91V
Rims		7J × 17 light alloy	7J × 17 light alloy
Transmission			
Transmission type		6-speed manual transmission	6-speed automatic transmission
Gear ratio	I	:1 3.308	4.044
	II	:1 2.130	2.371
	III	:1 1.483	1.556
	IV	:1 1.139	1.159
	V	:1 0.949	0.852
	VI	:1 0.816	0.672
Reverse gear	:1	3.231	3.193
Final drive ratio	:1	3.706	3.683
Driving performance figures			
Power-to-weight ratio according to	kg/kW	9.3	9.5
Power output per litre	kW/l	87.6	87.6
Acceleration	0–100 km/h	s 7.4	7.7
	0–1000 m	s 28.2	28.5
in 5th gear	80–120 km/h	s 8.3	- / -
Top speed	km/h	220	216

Fuel consumption in EU cycle			
Urban	l/100 km	7.5	9.2
Extra-urban	l/100 km	5.1	5.4
Total	l/100 km	6.0	6.8
CO ₂	g/km	139	157
Other			
Emission rating		EU6	EU6
Insurance rating	3rd party/fully	²	²
Ground clearance (empty)	mm	124	124

Technical specifications valid for ACEA markets / registration-related data only relevant to Germany in some cases (weights)

¹⁾ Weight of road-ready automobile (DIN) plus 75 kg for driver and luggage

²⁾ Details not yet available

MINI Cooper S Paceman ALL4, MINI Cooper S Paceman ALL4 Automatic.

Body		MINI Cooper S Paceman ALL4	MINI Cooper S Paceman ALL4 Automatic
Number of doors/seats		3 / 4	3 / 4
Length/width/height (empty)	mm	4114 / 1786 / 1518	4114 / 1786 / 1518
Wheelbase	mm	2595	2595
Track width, front/rear	mm	1531 / 1558	1531 / 1558
Turning circle	m	11.6	11.6
Fuel tank capacity	approx. l	47	47
Cooling system incl. heating	l	7.5	7.5
Engine oil	l	4.2	4.2
Transmission oil incl. drivetrain	l	lifetime filling	lifetime filling
Unladen weight according to	kg	1380 / 1455	1405 / 1480
Payload according to DIN	kg	470	470
Permitted gross vehicle weight	kg	1850	1875
Permitted axle loads, front/rear	kg	980 / 890	1005 / 890
Permitted trailer load ² braked (12 %) / unbraked	kg	750 / 500	1000 / 500
Permitted roof load/permitted download	kg	75 / 75	75 / 75
Luggage compartment capacity	l	330 – 1080	330 – 1080
Aerodynamic drag $c_x / A / c_x \times A$	- / m ² / m ²	0.36 / 2.32 / 0.84	0.36 / 2.32 / 0.84
Engine			
Type/no. of cylinders/valves		in-line / 4 / 4	in-line / 4 / 4
Engine control		MEVD 17.2.2	MEVD 17.2.2
Capacity	cc	1598	1598
Bore/stroke	mm	77.0 / 85.8	77.0 / 85.8
Compression	:1	10.5	10.5
Fuel	RON	91-98	91-98
Output	kW/hp	140 / 190	140 / 190
at engine speed	rpm	5500 – 6500	5500 – 6500
Torque (with overboost)	Nm	240 (260)	240 (260)
at engine speed	rpm	1600 - 5000 (1700 - 4500)	1600 - 5000 (1700 - 4500)
Electrical system			
Battery/installation	Ah / -	60 / engine compartment	60 / engine compartment
Alternator	A	120	120
Suspension			
Front wheel suspension		Single-joint McPherson spring strut axle with anti-dive control	
Rear wheel suspension		Multilink axle with trailing arms in aluminium lightweight construction	
Brakes, front		disc, vented	disc, vented
diameter	mm	307 × 24	307 × 24
Rear brakes		disc	disc
diameter	mm	280 × 10	280 × 10
Driving stability systems		Hydraulic 2-circuit brake system with anti-lock brakes (ABS), electronic brake force distribution (EBD) and Cornering Brake Control (CBC), Dynamic Stability Control (DSC) with brake assistant, hill start assistant, Dynamic Traction Control (DTC) and Electronic Differential Lock Control (EDLC), DSC control unit with integrated electronic management system for the all-wheel drive system MINI ALL4, handbrake acts mechanically on the rear wheels	
Steering		Electrically supported steering (EPS); 2.4 revolutions from lock to lock	
Overall steering ratio	:1	14.1	14.1
Tyres		205/55 R17 91V	205/55 R17 91V
Rims		7J × 17 light alloy	7J × 17 light alloy
Transmission			
Transmission type		6-speed manual transmission	6-speed automatic transmission
Gear ratio	I	:1	3.308
	II	:1	2.130
	III	:1	1.483
	IV	:1	1.139
	V	:1	0.949
	VI	:1	0.816
Reverse gear		:1	3.231
Final drive ratio		:1	3.706
Driving performance figures			
Power-to-weight ratio according to	kg/kW	9.9	10.0
Power output per litre	kW/l	87.6	87.6
Acceleration	0-100 km/h	s	7.6
	0-1000 m	s	28.4
in 5th gear	80-120 km/h	s	9.1
Top speed	km/h	217	215

Fuel consumption in EU cycle			
Urban	l/100 km	8.0	9.5
Extra-urban	l/100 km	5.5	5.7
Total	l/100 km	6.4	7.1
CO ₂	g/km	148	165
Other			
Emission rating		EU6	EU6
Insurance rating	3rd	²	²
Ground clearance (empty)	mm	124	124

Technical specifications valid for ACEA markets / registration-related data only relevant to Germany in some cases (weights)

¹⁾ Weight of road-ready automobile (DIN) plus 75 kg for driver and luggage

²⁾ Details not yet available

MINI Cooper Paceman, MINI Cooper Paceman Automatic.

Body		MINI Cooper Paceman	MINI Cooper Paceman Automatic
Number of doors/seats		3 / 4	3 / 4
Length/width/height (empty)	mm	4109 / 1786 / 1518	4109 / 1786 / 1518
Wheelbase	mm	2595	2595
Track width, front/rear	mm	1538 / 1566	1538 / 1566
Turning circle	m	11.6	11.6
Fuel tank capacity	approx. l	47	47
Cooling system incl. heating	l	7.5	7.5
Engine oil	l	4.2	4.2
Transmission oil incl. drivetrain	l	lifetime filling	lifetime filling
Unladen weight according to DIN/EU ¹⁾	kg	1255 / 1330	1285 / 1360
Payload according to DIN	kg	470	470
Permitted gross vehicle weight	kg	1725	1755
Permitted axle loads, front/rear	kg	910 / 840	940 / 840
Permitted trailer load ² braked (12 %) / unbraked	kg	- / -	1000 / 500
Permitted roof load/permitt ed download	kg	75 / -	75 / 75
Luggage compartment capacity	l	330 – 1080	330 – 1080
Aerodynamic drag $c_x / A / c_x \times A$	- / m ² / m ²	0.35 / 2.33 / 0.82	0.35 / 2.33 / 0.82
Engine			
Type/no. of cylinders/valves		in-line / 4 / 4	in-line / 4 / 4
Engine control		MEV 17.2.2	MEV 17.2.2
Capacity	cc	1598	1598
Bore/stroke	mm	77 / 85.8	77 / 85.8
Compression	:1	11.0	11.0
Fuel	RON	91–98	91–98
Output	kW/hp	90 / 122	90 / 122
at engine speed	rpm	6000	6000
Torque (with overboost)	Nm	160	160
at engine speed	rpm	4250	4250
Electrical system			
Battery/installation	Ah / –	60 / engine compartment	60 / engine compartment
Alternator	A	120	120
Suspension			
Front wheel suspension		Single-joint McPherson spring strut axle with anti-dive control	
Rear wheel suspension		Multilink axle with trailing arms in aluminium lightweight construction	
Brakes, front		disc, vented	disc, vented
diameter	mm	294 × 22	294 × 22
Rear brakes		disc	disc
diameter	mm	280 × 10	280 × 10
Driving stability systems		Hydraulic 2-circuit brake system with anti-lock brakes (ABS), electronic brake force distribution (EBD) and Cornering Brake Control (CBC), Dynamic Stability Control (DSC) with brake assistant, hill start assistant, optional: Dynamic Traction Control (DTC) and Electronic Differential Lock Control (EDLC). Handbrake impacts mechanically on rear wheels	
Steering		Electrically supported steering (EPS); 2.4 revolutions from lock to lock	
Overall steering ratio	:1	14.1	14.1
Tyres		205/60 R16 92H	205/60 R16 92H
Rims		6.5J × 16 light alloy	6.5J × 16 light alloy
Transmission			
Transmission type		6-speed manual transmission	6-speed automatic transmission
Gear ratio	I	:1	3.214
	II	:1	1.792
	III	:1	1.194
	IV	:1	0.914
	V	:1	0.784
	VI	:1	0.683
Reverse gear		:1	3.143
Final drive ratio		:1	4.722
Driving performance figures			
Power-to-weight ratio according to	kg/kW	13.9	14.3
Power output per litre	kW/l	56.3	56.3
Acceleration	0–100 km/h	s	10.3
	0–1000 m	s	32.1
in 5th gear	80–120 km/h	s	14.6
Top speed	km/h	193	186

Fuel consumption in EU			
Urban	l/100 km	7.3	9.0
Extra-urban	l/100 km	5.1	5.6
Total	l/100 km	5.9	6.9
CO ₂	g/km	137	159

Other			
Emission rating		EU6	EU6
Insurance rating	3rd party/fully	²	²
Ground clearance (empty)	mm	133	133

Technical specifications valid for ACEA markets / registration-related data only relevant to Germany in some cases (weights)

¹⁾ Weight of road-ready automobile (DIN) plus 75 kg for driver and luggage

²⁾ Details not yet available

MINI Cooper Paceman ALL4, MINI Cooper Paceman ALL4 Automatic.

Body		MINI Cooper Paceman ALL4	MINI Cooper Paceman ALL4 Automatic
Number of doors/seats		3 / 4	3 / 4
Length/width/height (empty)	mm	4109 / 1786 / 1518	4109 / 1786 / 1518
Wheelbase	mm	2596	2596
Track width, front/rear	mm	1538 / 1566	1538 / 1566
Turning circle	m	11.6	11.6
Fuel tank capacity	approx. l	47	47
Cooling system incl. heating	l	7.5	7.5
Engine oil	l	4.2	4.2
Transmission oil incl. drivetrain	l	lifetime filling	lifetime filling
Unladen weight according to DIN/EU ¹⁾	kg	1330 / 1405	1375 / 1450
Payload according to DIN	kg	470	470
Permitted gross vehicle weight	kg	1810	1855
Permitted axle loads, front/rear	kg	945 / 890	990 / 890
Permitted trailer load braked (12 %) / unbraked	kg	- / -	1000 / 500
Permitted roof load/permited download	kg	75 / -	75 / 75
Luggage compartment capacity	l	330 – 1080	330 – 1080
Aerodynamic drag $c_x / A / c_x \times A$	- / m ² / m ²	0.35 / 2.33 / 0.82	0.35 / 2.33 / 0.82
Engine			
Type/no. of cylinders/valves		in-line / 4 / 4	in-line / 4 / 4
Engine control		MEV 1722	MEVD 1722
Capacity	cc	1598	1598
Bore/stroke	mm	77.0 / 85.8	77.0 / 85.8
Compression	:1	11.0	10.5
Fuel	RON	91–98	91–98
Output	kW/hp	90 / 122	90 / 122
at engine speed	rpm	6000	6000
Torque	Nm	160	190
at engine speed	rpm	4250	4250
Electrical system			
Battery/installation	Ah / -	60 / engine compartment	60 / engine compartment
Alternator	A	120	120
Suspension			
Front wheel suspension		Single-joint McPherson spring strut axle with anti-dive control	
Rear wheel suspension		Multilink axle with trailing arms in aluminium lightweight construction	
Brakes, front		disc, vented	disc, vented
diameter	mm	294 × 22	294 × 22
Rear brakes		disc	disc
diameter	mm	280 × 10	280 × 10
Driving stability systems		Hydraulic 2-circuit brake system with anti-lock brakes (ABS), electronic brake force distribution (EBD) and Cornering Brake Control (CBC), Dynamic Stability Control (DSC) with brake assistant, hill start assistant, Dynamic Traction Control (DTC) and Electronic Differential Lock Control (EDLC). DSC control unit with integrated electronic management system for the all-wheel drive system MINI ALL4. Handbrake impacts mechanically on rear wheels	
Steering		Electrically supported rack-and-pinion steering (EPS); 2.4 revolutions from lock to lock	
Overall steering ratio	:1	14.1	14.1
Tyres		205/60 R16 92H	205/60 R16 92H
Rims		6.5J × 16 light alloy	6.5J × 16 light alloy
Transmission			
Transmission type		6-speed manual transmission	6-speed automatic transmission
Gear ratio	I	:1 3.308	4.148
	II	:1 2.130	2.370
	III	:1 1.483	1.556
	IV	:1 1.139	1.155
	V	:1 0.949	0.859
	VI	:1 0.816	0.686
Reverse gear	:1	3.231	3.394
Final drive ratio	:1	4.353	3.683
Driving performance figures			
Power-to-weight ratio according to	kg/kW	14.8	15.3
Power output per litre	kW/l	56.3	56.3
Acceleration	0-100 km/h	s 11.4	11.6
	0-1000 m	s 33.4	33.2
in 5th gear	80-120 km/h	s 14.5	- / -
Top speed	km/h	188	186

Fuel consumption in EU cycle			
Urban	l/100 km	8.2	9.4
Extra-urban	l/100 km	5.8	5.7
Total	l/100 km	6.7	7.0
CO ₂	g/km	156	164
Other			
Emission rating		EU6	EU6
Insurance rating	3rd	²	²
Ground clearance (empty)	mm	133	119

Technical specifications valid for ACEA markets / registration-related data only relevant to Germany in some cases (weights)

¹⁾ Weight of road-ready automobile (DIN) plus 75 kg for driver and luggage

²⁾ Details not yet available

MINI Cooper SD Paceman, MINI Cooper SD Paceman Automatic.

Body		MINI Cooper SD Paceman	MINI Cooper SD Paceman Automatic
Number of doors/seats		3 / 4	3 / 4
Length/width/height (empty)	mm	4114 / 1786 / 1518	4114 / 1786 / 1518
Wheelbase	mm	2596	2596
Track width, front/rear	mm	1531 / 1558	1531 / 1558
Turning circle	m	11.6	11.6
Fuel tank capacity	approx. l	47	47
Cooling system incl. heating	l	6.0	6.5
Engine oil	l	5.2	5.2
Transmission oil incl. drivetrain	l	lifetime filling	lifetime filling
Unladen weight according to DIN/EU ¹⁾	kg	1320 / 1395	1345 / 1420
Payload according to DIN	kg	470	470
Permitted gross vehicle weight	kg	1790	1815
Permitted axle loads, front/rear	kg	980 / 840	1010 / 840
Permitted trailer load braked (12 %) / unbraked	kg	800 / 500	1200 / 500
Permitted roof load/permited download	kg	75 / 75	75 / 75
Luggage compartment capacity	l	330 – 1080	330 – 1080
Aerodynamic drag $c_x / A / c_x \times A$	- / m ² / m ²	0.35 / 2.32 / 0.81	0.35 / 2.32 / 0.81
Engine			
Type/no. of cylinders/valves		in-line / 4 / 4	in-line / 4 / 4
Engine control		DDE 701	DDE 701
Capacity	cc	1995	1995
Bore/stroke	mm	84.0 / 90.0	84.0 / 90.0
Compression	:1	16.5	16.5
Fuel	RON	Diesel	Diesel
Output	kW/hp	105 / 143	105 / 143
at engine speed	rpm	4000	4000
Torque	Nm	305	305
at engine speed	rpm	1750 – 2700	1750 – 2700
Electrical system			
Battery/installation	Ah / –	70 / engine compartment	70 / engine compartment
Alternator	A	150	150
Suspension			
Front wheel suspension		Single-joint McPherson spring strut axle with anti-dive control	
Rear wheel suspension		Multilink axle with trailing arms in aluminium lightweight construction	
Brakes, front		disc, vented	disc, vented
diameter	mm	307 × 24	307 × 24
Rear brakes		disc	disc
diameter	mm	280 × 10	280 × 10
Driving stability systems		Hydraulic 2-circuit brake system with anti-lock brakes (ABS), electronic brake force distribution (EBD) and Cornering Brake Control (CBC), Dynamic Stability Control (DSC) with brake assistant, hill start assistant, Dynamic Traction Control (DTC) and Electronic Differential Lock Control (EDLC). Handbrake impacts mechanically on rear wheels	
Steering		Electrically supported rack-and-pinion steering (EPS); 2.4 revolutions from lock to lock	
Overall steering ratio	:1	14.1	14.1
Tyres		205/55 R17 91V	205/55 R17 91V
Rims		7J × 17 light alloy	7J × 17 light alloy
Transmission			
Transmission type		6-speed manual transmission	6-speed automatic transmission
Gear ratio	I	:1 3.308	4.044
	II	:1 1.870	2.371
	III	:1 1.194	1.556
	IV	:1 0.872	1.159
	V	:1 0.721	0.852
	VI	:1 0.596	0.672
Reverse gear	:1	3.231	3.193
Final drive ratio	:1	3.706	3.683
Driving performance figures			
Power-to-weight ratio according to	kg/kW	12.6	12.8
Power output per litre	kW/l	52.6	52.6
Acceleration	0-100 km/h	s 9.1	9.3
	0-1000 m	s 30.4	30.6
in 5th gear	80-120 km/h	s 9.6	- / -
Top speed	km/h	202	199

Fuel consumption in EU cycle			
Urban	l/100 km	5.1	7.2
Extra-urban	l/100 km	4.2	4.8
Total	l/100 km	4.5	5.7
CO ₂	g/km	119	149
Other			
Emission rating		EU6	EU6
Insurance rating	3rd	²	²
Ground clearance (empty)	mm	138	138

Technical specifications valid for ACEA markets / registration-related data only relevant to Germany in some cases (weights)

¹⁾ Weight of road-ready automobile (DIN) plus 75 kg for driver and luggage

²⁾ Details not yet available

MINI Cooper SD Paceman ALL4, MINI Cooper SD Paceman ALL4 Automatic.

Body		MINI Cooper SD Paceman ALL4	MINI Cooper SD Paceman ALL4 Automatic
Number of doors/seats		3 / 4	3 / 4
Length/width/height (empty)	mm	4114 / 1786 / 1518	4114 / 1786 / 1518
Wheelbase	mm	2596	2596
Track width, front/rear	mm	1531 / 1558	1531 / 1558
Turning circle	m	11.6	11.6
Fuel tank capacity	approx. l	47	47
Cooling system incl. heating	l	6.0	6.5
Engine oil	l	5.2	5.2
Transmission oil incl. drivetrain	l	lifetime filling	lifetime filling
Unladen weight according to DIN/EU ¹⁾	kg	1395 / 1470	1420 / 1495
Payload according to DIN	kg	470	470
Permitted gross vehicle weight	kg	1865	1890
Permitted axle loads, front/rear	kg	1000 / 890	1025 / 890
Permitted trailer load braked (12 %) / unbraked	kg	800 / 500	1200 / 500
Permitted roof load/permited download	kg	75 / 75	75 / 75
Luggage compartment capacity	l	330 – 1080	330 – 1080
Aerodynamic drag $c_x / A / c_x \times A$	- / m ² / m ²	0.35 / 2.32 / 0.81	0.35 / 2.32 / 0.81
Engine			
Type/no. of cylinders/valves		in-line / 4 / 4	in-line / 4 / 4
Engine control		DDE 701	DDE 701
Capacity	cc	1995	1995
Bore/stroke	mm	84.0 / 90.0	84.0 / 90.0
Compression	:1	16.5	16.5
Fuel	RON	Diesel	Diesel
Output	kW/hp	105 / 143	105 / 143
at engine speed	rpm	4000	4000
Torque	Nm	305	305
at engine speed	rpm	1750 – 2700	1750 – 2700
Electrical system			
Battery/installation	Ah / –	70 / engine compartment	70 / engine compartment
Alternator	A	150	150
Suspension			
Front wheel suspension		Single-joint McPherson spring strut axle with anti-dive control	
Rear wheel suspension		Multilink axle with trailing arms in aluminium lightweight construction	
Brakes, front		disc, vented	disc, vented
diameter	mm	307 × 24	307 × 24
Rear brakes		disc	disc
diameter	mm	280 × 10	280 × 10
Driving stability systems		Hydraulic 2-circuit brake system with anti-lock brakes (ABS), electronic brake force distribution (EBD) and Cornering Brake Control (CBC), Dynamic Stability Control (DSC) with brake assistant, hill start assistant, Dynamic Traction Control (DTC) and Electronic Differential Lock Control (EDLC). DSC control unit with integrated electronic management system for the all-wheel drive system MINI ALL4. Handbrake impacts mechanically on rear wheels	
Steering		Electrically supported rack-and-pinion steering (EPS); 2.4 revolutions from lock to lock	
Overall steering ratio	:1	14.1	14.1
Tyres		205/55 R17 91V	205/55 R17 91V
Rims		7J × 17 light alloy	7J × 17 light alloy
Transmission			
Transmission type		6-speed manual transmission	6-speed automatic transmission
Gear ratio	I	:1	3.308
	II	:1	1.870
	III	:1	1.194
	IV	:1	0.872
	V	:1	0.721
	VI	:1	0.596
Reverse gear		:1	3.231
Final drive ratio		:1	3.706
Driving performance figures			
Power-to-weight ratio according to	kg/kW	13.3	13.5
Power output per litre	kW/l	52.6	52.6
Acceleration	0-100 km/h	s	9.2
	0-1000 m	s	30.7
in 5th gear	80-120 km/h	s	10.2
Top speed	km/h	199	197

Fuel consumption in EU cycle			
Urban	l/100 km	5.4	7.5
Extra-urban	l/100 km	4.5	5.0
Total	l/100 km	4.8	5.9
CO ₂	g/km	126	156
Other			
Emission rating		EU6	EU6
Insurance rating	3rd	²	²
Ground clearance (empty)	mm	138	138

Technical specifications valid for ACEA markets / registration-related data only relevant to Germany in some cases (weights)

¹⁾ Weight of road-ready automobile (DIN) plus 75 kg for driver and luggage

²⁾ Details not yet available

MINI Cooper D Paceman, MINI Cooper D Paceman Automatic.

Body		MINI Cooper D Paceman	MINI Cooper D Paceman Automatic
Number of doors/seats		3 / 4	3 / 4
Length/width/height (empty)	mm	4109 / 1786 / 1518	4109 / 1786 / 1518
Wheelbase	mm	2596	2596
Track width, front/rear	mm	1538 / 1566	1538 / 1566
Turning circle	m	11.6	11.6
Fuel tank capacity	approx. l	47	47
Cooling system incl. heating	l	6.0	6.5
Engine oil	l	5.2	5.2
Transmission oil incl. drivetrain	l	lifetime filling	lifetime filling
Unladen weight according to DIN/EU ¹⁾	kg	1310 / 1385	1330 / 1405
Payload according to DIN	kg	470	470
Permitted gross vehicle weight	kg	1770	1790
Permitted axle loads, front/rear	kg	970 / 840	990 / 840
Permitted trailer load braked (12 %) / unbraked	kg	800 / 500	1200 / 500
Permitted roof load/permited download	kg	75 / 75	75 / 75
Luggage compartment capacity	l	330 – 1080	330 – 1080
Aerodynamic drag $c_x / A / c_x \times A$	- / m ² / m ²	0.35 / 2.33 / 0.82	0.35 / 2.33 / 0.82
Engine			
Type/no. of cylinders/valves		in-line / 4 / 4	in-line / 4 / 4
Engine control		DDE 701	DDE 701
Capacity	cc	1598	1995
Bore/stroke	mm	78.0 / 83.6	84.0 / 90.0
Compression	:1	16.5	16.5
Fuel	RON	Diesel	Diesel
Output	kW/hp	82 / 112	82 / 112
at engine speed	rpm	4000	4000
Torque	Nm	270	270
at engine speed	rpm	1750 – 2250	1750 – 2250
Electrical system			
Battery/installation	Ah / –	70 / engine compartment	70 / engine compartment
Alternator	A	150	150
Suspension			
Front wheel suspension		Single-joint McPherson spring strut axle with anti-dive control	
Rear wheel suspension		Multilink axle with trailing arms in aluminium lightweight construction	
Brakes, front		disc, vented	disc, vented
diameter	mm	294 × 22	294 × 22
Rear brakes		disc	disc
diameter	mm	280 × 10	280 × 10
Driving stability systems		Hydraulic 2-circuit brake system with anti-lock brakes (ABS), electronic brake force distribution (EBD) and Cornering Brake Control (CBC), Dynamic Stability Control (DSC) with brake assistant, hill start assistant, Dynamic Traction Control (DTC) and Electronic Differential Lock Control (EDLC). Handbrake impacts mechanically on rear wheels	
Steering		Electrically supported rack-and-pinion steering (EPS); 2.4 revolutions from lock to lock	
Overall steering ratio	:1	14.1	14.1
Tyres		205/60 R16 92H	205/60 R16 92H
Rims		6.5J × 16 light alloy	6.5J × 16 light alloy
Transmission			
Transmission type		6-speed manual transmission	6-speed automatic transmission
Gear ratio	I	:1 3.308	4.044
	II	:1 1.870	2.371
	III	:1 1.194	1.556
	IV	:1 0.872	1.159
	V	:1 0.721	0.852
	VI	:1 0.596	0.672
Reverse gear	:1	3.231	3.193
Final drive ratio	:1	3.706	3.683
Driving performance figures			
Power-to-weight ratio according to	kg/kW	16.0	16.2
Power output per litre	kW/l	51.3	41.1
Acceleration	0-100 km/h	s	11.2
	0-1000 m	s	32.9
in 5th gear	80-120 km/h	s	- / -
Top speed	km/h	188	183

Fuel consumption in EU cycle			
Urban	l/100 km	4.7	7.2
Extra-urban	l/100 km	3.9	4.8
Total	l/100 km	4.2	5.6
CO ₂	g/km	111	148
Other			
Emission rating		EU6	EU6
Insurance rating	3rd	²	²
Ground clearance (empty)	mm	133	133

Technical specifications valid for ACEA markets / registration-related data only relevant to Germany in some cases (weights)

¹⁾ Weight of road-ready automobile (DIN) plus 75 kg for driver and luggage

²⁾ Details not yet available

MINI Cooper D Paceman ALL4, MINI Cooper D Paceman ALL4 Automatic.

Body		MINI Cooper D Paceman ALL4	MINI Cooper D Paceman ALL4 Automatic
Number of doors/seats		3 / 4	3 / 4
Length/width/height (empty)	mm	4109 / 1786 / 1518	4109 / 1786 / 1518
Wheelbase	mm	2596	2596
Track width, front/rear	mm	1538 / 1566	1538 / 1566
Turning circle	m	11.6	11.6
Fuel tank capacity	approx. l	47	47
Cooling system incl. heating	l	6.0	6.5
Engine oil	l	5.2	5.2
Transmission oil incl. drivetrain	l	lifetime filling	lifetime filling
Unladen weight according to DIN/EU ¹⁾	kg	1380 / 1455	1405 / 1480
Payload according to DIN	kg	470	470
Permitted gross vehicle weight	kg	1850	1875
Permitted axle loads, front/rear	kg	990 / 890	1015 / 890
Permitted trailer load braked (12 %) / unbraked	kg	800 / 500	1200 / 500
Permitted roof load/permited download	kg	75 / 75	75 / 75
Luggage compartment capacity	l	330 – 1080	330 – 1080
Aerodynamic drag $c_x / A / c_x \times A$	- / m ² / m ²	0.35 / 2.33 / 0.82	0.35 / 2.33 / 0.82
Engine			
Type/no. of cylinders/valves		in-line / 4 / 4	in-line / 4 / 4
Engine control		DDE 701	DDE 701
Capacity	cc	1598	1995
Bore/stroke	mm	78.0 / 83.6	84.0 / 90.0
Compression	:1	16.5	16.5
Fuel	RON	Diesel	Diesel
Output	kW/hp	82 / 112	82 / 112
at engine speed	rpm	4000	4000
Torque	Nm	270	270
at engine speed	rpm	1750 – 2250	1750 – 2250
Electrical system			
Battery/installation	Ah / –	70 / engine compartment	70 / engine compartment
Alternator	A	150	150
Suspension			
Front wheel suspension		Single-joint McPherson spring strut axle with anti-dive control	
Rear wheel suspension		Multilink axle with trailing arms in aluminium lightweight construction	
Brakes, front		disc, vented	disc, vented
diameter	mm	294 × 22	294 × 22
Rear brakes		disc	disc
diameter	mm	280 × 10	280 × 10
Driving stability systems		Hydraulic 2-circuit brake system with anti-lock brakes (ABS), electronic brake force distribution (EBD) and Cornering Brake Control (CBC), Dynamic Stability Control (DSC) with brake assistant, hill start assistant, Dynamic Traction Control (DTC) and Electronic Differential Lock Control (EDLC). DSC control unit with integrated electronic management system for the all-wheel drive system MINI ALL4. Handbrake impacts mechanically on rear wheels	
Steering		Electrically supported rack-and-pinion steering (EPS); 2.4 revolutions from lock to lock	
Overall steering ratio	:1	14.1	14.1
Tyres		205/60 R16 92H	205/60 R16 92H
Rims		6.5J × 16 light alloy	6.5J × 16 light alloy
Transmission			
Transmission type		6-speed manual transmission	6-speed automatic transmission
Gear ratio	I	:1	3.308
	II	:1	1.870
	III	:1	1.194
	IV	:1	0.872
	V	:1	0.721
	VI	:1	0.596
Reverse gear		:1	3.231
Final drive ratio		:1	3.706
Driving performance figures			
Power-to-weight ratio according to	kg/kW	16.8	17.1
Power output per litre	kW/l	51.3	41.1
Acceleration	0-100 km/h	s	11.8
	0-1000 m	s	33.4
in 5th gear	80-120 km/h	s	- / -
Top speed	km/h	183	178

Fuel consumption in EU cycle			
Urban	l/100 km	5.2	7.5
Extra-urban	l/100 km	4.4	5.0
Total	l/100 km	4.7	5.9
CO ₂	g/km	123	155
Other			
Emission rating		EU6	EU6
Insurance rating	3rd	²	²
Ground clearance (empty)	mm	133	133

Technical specifications valid for ACEA markets / registration-related data only relevant to Germany in some cases (weights)

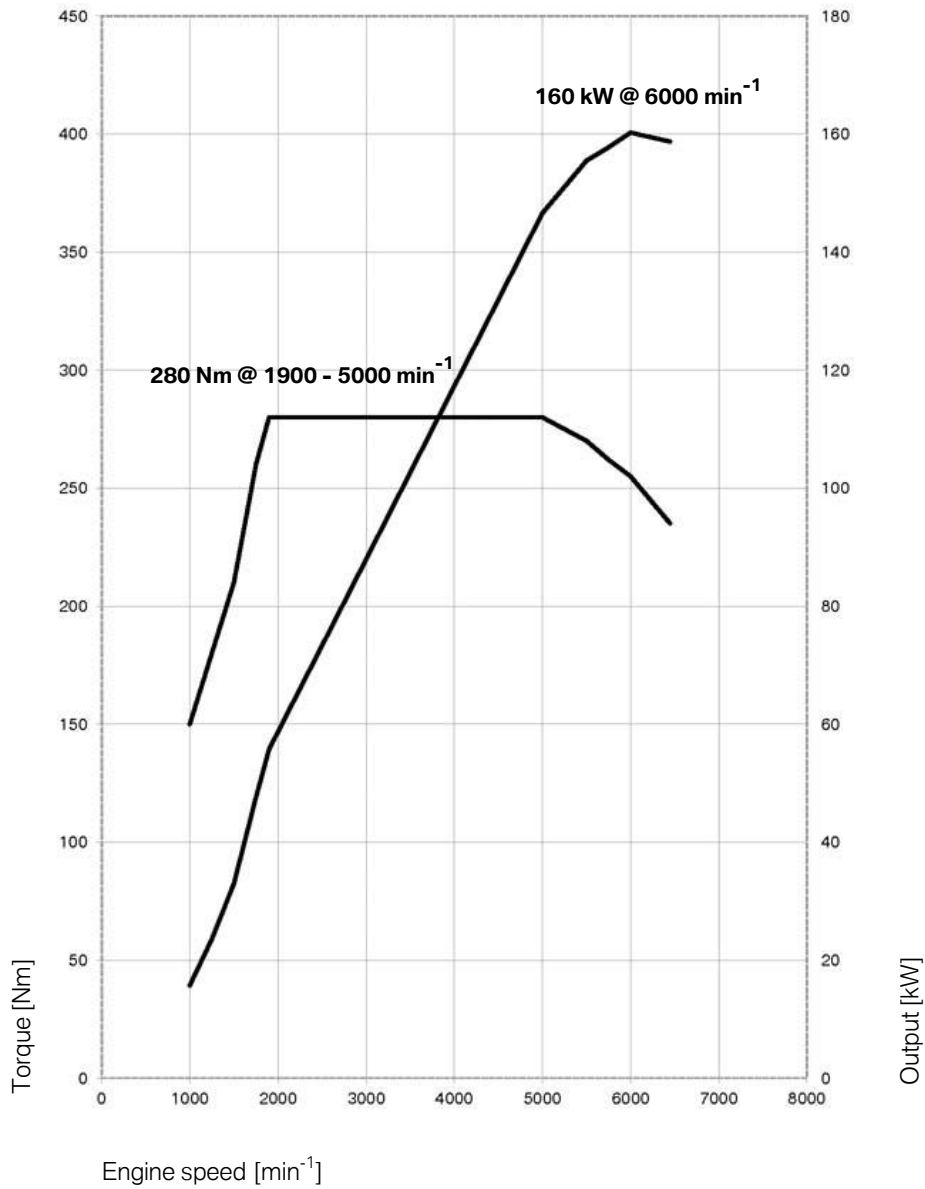
¹⁾ Weight of road-ready automobile (DIN) plus 75 kg for driver and luggage

²⁾ Details not yet available

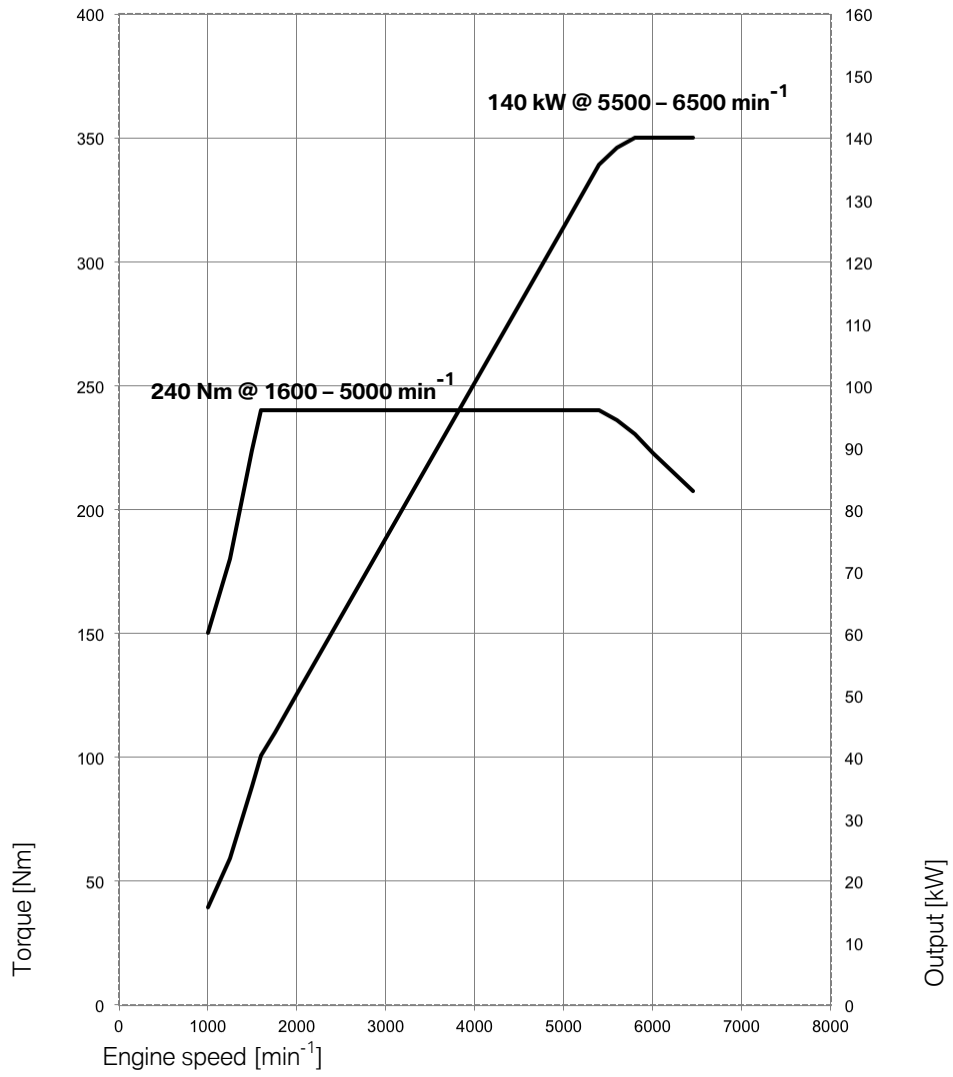
Power and torque diagrams.



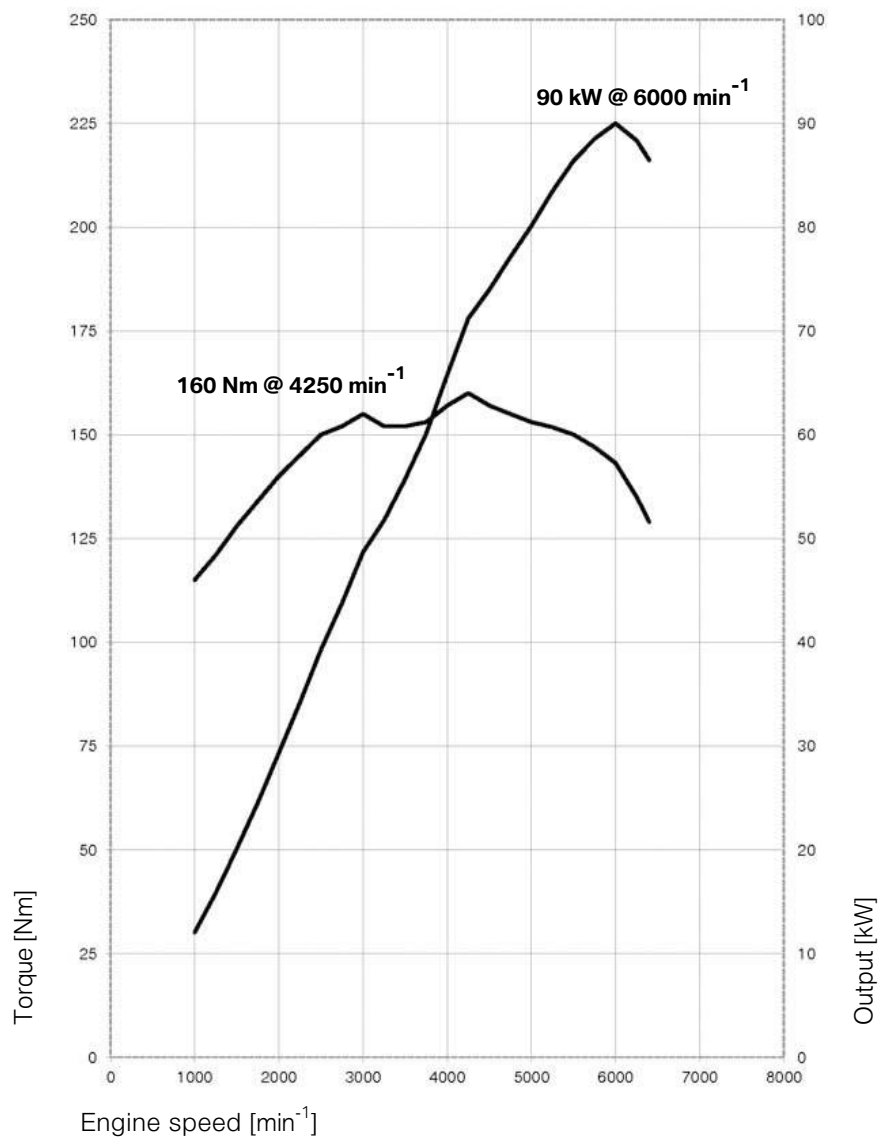
MINI John Cooper Works Paceman.



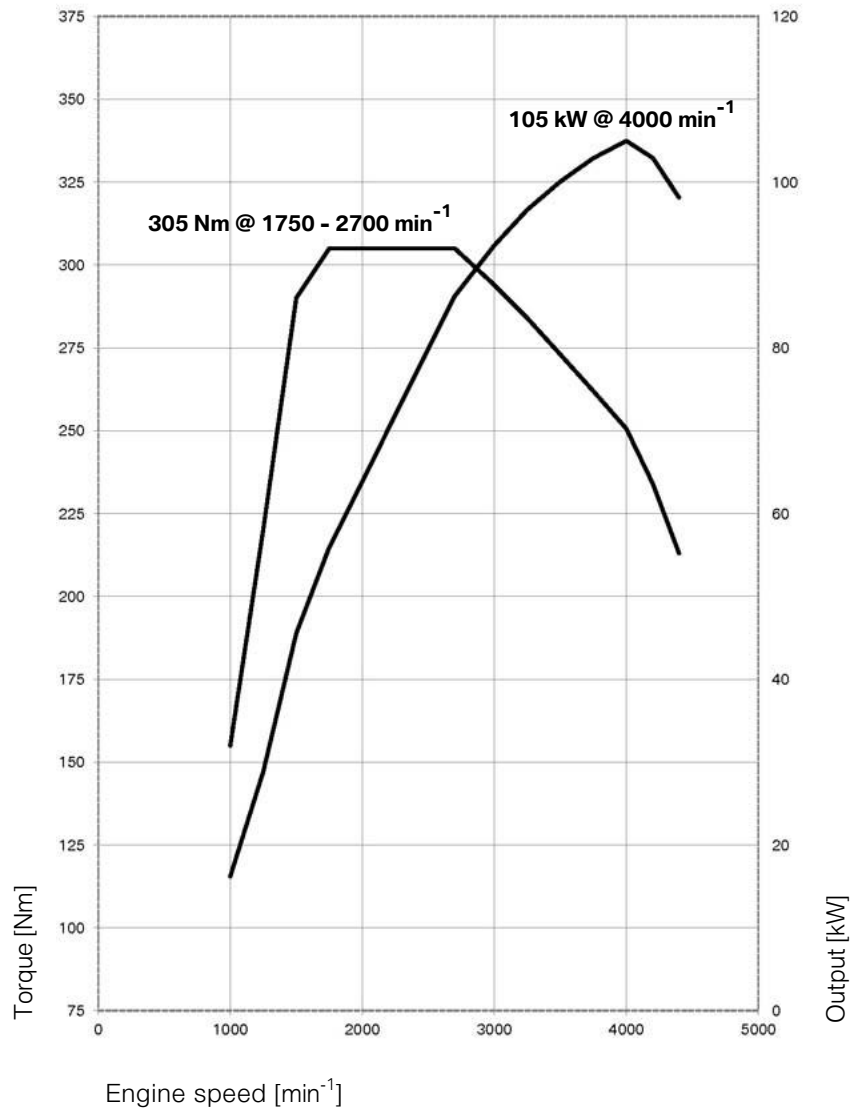
MINI Cooper S Paceman.



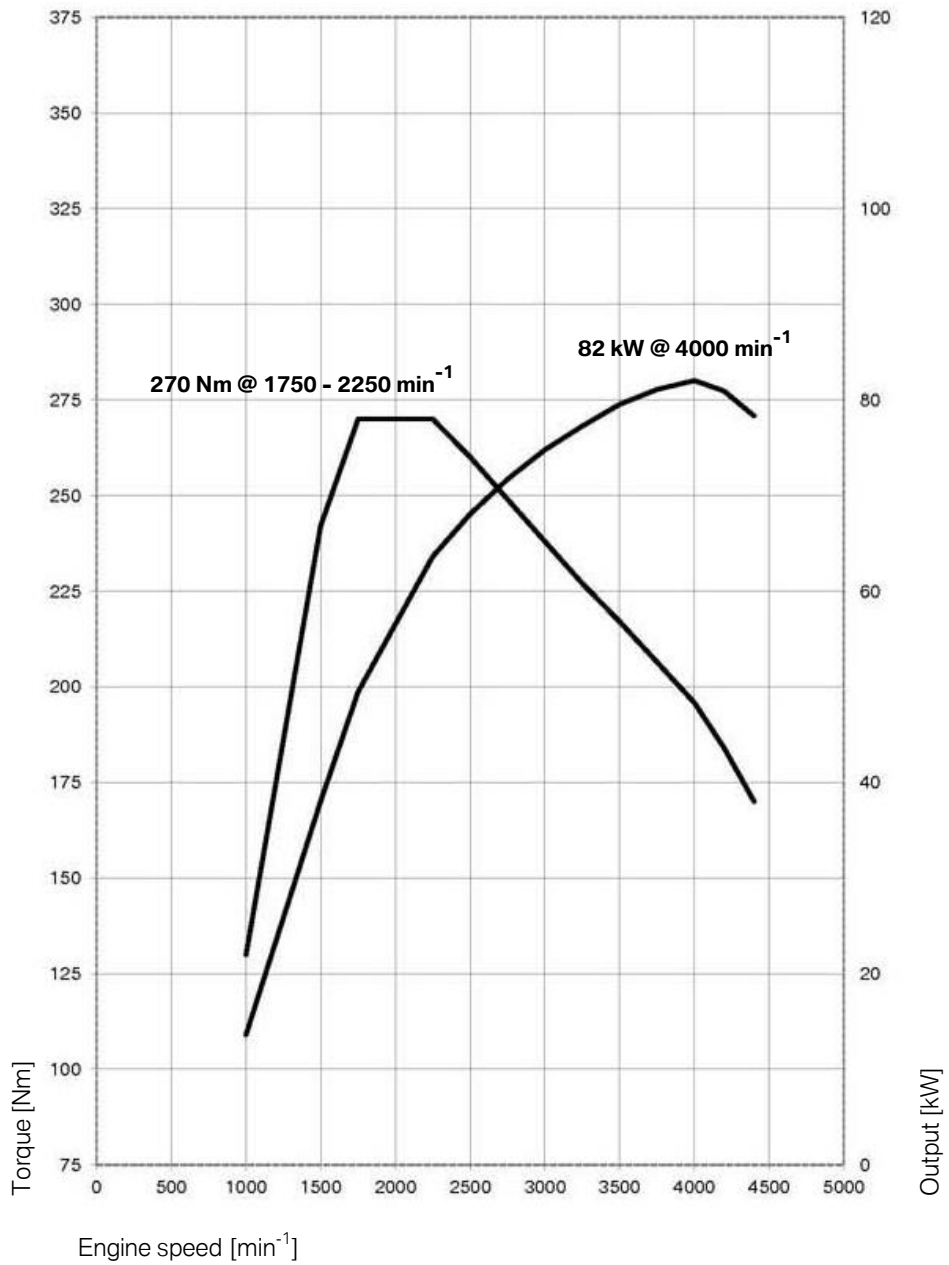
MINI Cooper Paceman.



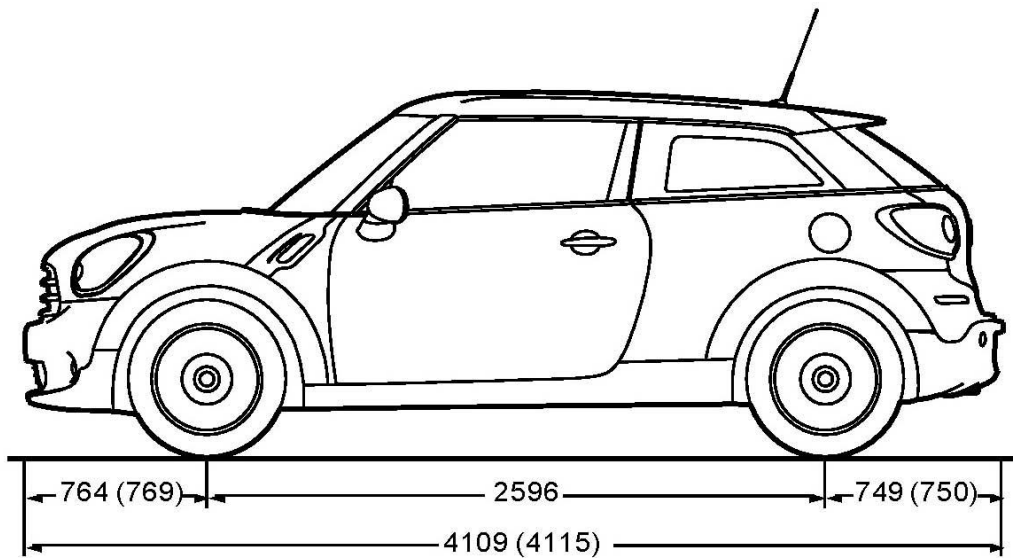
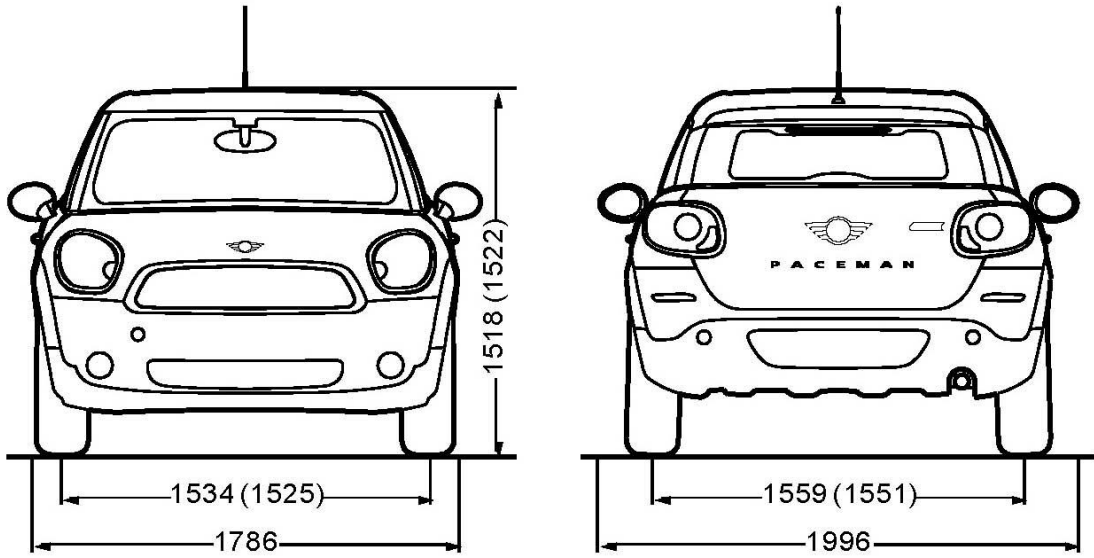
MINI Cooper SD Paceman.



MINI Cooper D Paceman.



Exterior and interior dimensions.



mm