


*MAZDA 6*



*zoom-zoom*  
*zoom-zoom*  
*zoom-zoom*

*IMAGINATION DRIVES US*

# IMAGINATION DRIVES US



Imagination is the world's most valuable resource. It's our window to the future, because if we can imagine it, we can create it. Mazda is built on a foundation of imagination and ingenuity. It's the fuel behind all we create and achieve. It has given us SKYACTIV TECHNOLOGY, 'KODO – Soul of Motion' design and countless successes that once existed only in someone's imagination. These pages show how imagination is an integral part of our innovative cars.



4

INTRODUCTION




6

EXTERIOR



8

INTERIOR



10

DYNAMICS



12

PERFORMANCE & SKYACTIV TECHNOLOGY



14

CONNECTIVITY



16-19

FEATURED INNOVATION




20

SAFETY



22

i-ACTIVSENSE




24-31

MODELS



32-37

SPECIFICATIONS



38

CONFIDENCE



39

COLOUR & TRIM



## MAZDA6. DRIVING EXCITEMENT, WITHOUT COMPROMISE



When we imagined Mazda6, it was without compromise. It will reward you in every way, because nothing has been overlooked. SKYACTIV TECHNOLOGY gives you sports performance, yet does so with outstanding fuel economy. You'll enjoy elegant space and comfort plus the latest connectivity, while being protected by the advanced safety of i-ACTIVSENSE. It all comes together with a sense of excitement created by dynamic 'KODO – Soul of Motion' design.

Atenza Sedan in Soul Red Metallic.



# ENERGY YOU CAN SEE



Mazda6 has literally been shaped by a sense of excitement. Its confident stance and athletic form are the vision of our design theme, 'KODO – Soul of Motion'. KODO captures the very instant energy becomes motion. It's the muscular beauty you see when an animal pounces, or when a human leaps into action. Everywhere you look this sporting poise is enhanced by elegant detail. In either sedan or wagon, Mazda6 excites the imagination.

魂動

KODO : SOUL of MOTION

Atenza Wagon in Soul Red Metallic.



## IT FEELS SPECIAL EVERY TIME



Mazda6 places you in the heart of contemporary luxury. It also places you at the heart of the drive. Controls and readouts are carefully located to help keep your attention on the road. The atmosphere is elevated by uncluttered elegance, pleasing detail and satin-metallic highlights. Each model is crafted with distinct trim colour and texture combinations.

Of course, the latest in infotainment enriches every trip. MZD Connect means social media feeds, music and a host of other online content can be accessed via a central screen. You have all the latest convenience and comfort, without compromise.

Atenza Diesel in pure white leather trim!



**IN EVERY WAY, IT'S A SUPERB PERFORMANCE**



It gives you exhilarating sports performance, yet also class-leading fuel economy. Mazda6 boasts a world-first innovation – our unique energy regeneration system, i-ELOOP. Whenever you slow down it harvests braking energy to a capacitor, then uses it to power on-board electrical systems and significantly reduce fuel consumption. Refined power comes from a 2.5 litre SKYACTIV-G petrol engine, or 2.2 litre turbo diesel SKYACTIV-D. Both give you the responsive thrust you want – without compromising outstanding fuel economy.

The SKYACTIV-Drive automatic transmission works with quick precision, offering even more involvement through sporty manual shifts. Poised, agile handling goes hand in hand with a supple ride. Refinement is enhanced by a shape that slips quietly through the air.

Atenza Sedan in Soul Red Metallic.



# EVEN GREATER EFFICIENCY. SKYACTIV TECHNOLOGY



## SKYACTIV-G 2.5L PETROL ENGINE

An advanced internal combustion engine achieves more performance from less fuel. Direct injection with a precise multi-hole system minimises fuel use. A unique piston design allows more effective fuel combustion – boosting power and lowering emissions. Major reduction of internal friction liberates extra power, while a free-breathing 4-2-1 exhaust layout enhances efficiency and response. The 2.5 litre 4-cylinder engine delivers a potent 138kW of power and 250Nm of torque, using only 6.6 litres of fuel every 100km.



## SKYACTIV-D 2.2L DIESEL ENGINE

A far lower compression ratio than conventional diesels allows for lighter internal components. This reduces friction and inertia for sportier power delivery – up to an exceptionally high 5,500rpm. Multi-hole piezo injectors and variable valve lift optimise engine breathing and economy. The 2.2 litre 4-cylinder engine produces 129kW and a muscular 420Nm of torque, using just 5.4 litres of fuel per 100km. With a two-stage turbocharger maximising efficiency, the SKYACTIV-D engine meets strict Euro stage IV emissions standards without requiring expensive after treatment of exhaust gases.



## SKYACTIV-DRIVE AUTOMATIC TRANSMISSION

We've combined the best attributes of conventional automatic, continuously variable and dual clutch transmissions. The transmission locks up to couple directly with the engine over a wider spectrum than other automatics. This realises a significant improvement in fuel economy and a more direct, manual-like power delivery and driving feel. Shifts are swift, accurate and smooth across the six speeds.



## i-ELOOP

Mazda6 integrates our world-first energy regeneration system, i-ELOOP. As you decelerate it harvests braking energy to a capacitor. This energy then powers electrical systems such as climate control, audio, headlamps and engine management, cutting fuel use by up to 10% in everyday traffic conditions when combined with i-stop. A capacitor allows much more efficient charging and discharging than conventional battery-based systems – full charge attainable in under 10 seconds. Our clever i-stop system boosts fuel savings, by switching the engine off when you come to a stop. It positions the engine perfectly for quick, seamless re-starting.

At Mazda we're committed to reducing environmental impact as much as possible. Yet the driving enjoyment that's in our DNA, and every car we make is always at the forefront of our minds. It's a challenge that led us to a breakthrough – SKYACTIV TECHNOLOGY. Put simply, we've engineered Mazda6 to unlock maximum efficiency, whilst also heightening the thrill of the drive. We've taken an exacting, comprehensive and imaginative approach.

Our clever i-stop system achieves even more fuel economy by turning off the engine when you come to a stop. It's held perfectly poised for restart, making getting going again virtually instant.



## SKYACTIV-BODY

The application of high and ultra-high tensile steel cuts weight, yet bolsters rigidity. Key joints feature advanced techniques requiring no heavy reinforcement. Front and rear suspension mounting points bond directly to the underbody, further adding strength. Even the doors use pressing methods that reduce weight without compromising rigidity. Despite being light, Mazda6 disperses crash energy in multiple directions to achieve world-class collision performance.



## SKYACTIV-CHASSIS

Every component has been designed to create an unrivalled sense of 'oneness' between car and driver. For nimble handling with great ride comfort, the chassis combines firm bushings and closely optimised geometry. A highly rigid front suspension cross member combines with high-ratio electric power assist steering to quicken handling. Both front and rear cross members improve stiffness and lower weight, thanks to an innovative welding method. Mazda6 gives you exceptional agility, along with high efficiency.

# YOU'LL ALWAYS BE CONNECTED

Mazda6 connects you to a rewarding drive – and to your world beyond it. MZD Connect's advanced infotainment brings you online content including social media, music, podcasts and more, simply by linking to your compatible<sup>3</sup> smart phone. It can even read texts and e-mails aloud. Everything is centralised on a touch screen positioned to help your attention remain on the road. As does the rotary multi-function commander, putting control over functions right to hand. For the ultimate in ease, menu choice, audio and navigation can be driven by voice. So you can let the drive take you away, yet always be in touch.



**EASY TO FOLLOW**

Satellite navigation is clearly displayed on a 7-inch colour touch-screen. Features spoken street names and advanced lane guidance.

**COMFORTABLY IN COMMAND**

Controlling menus and functions is intuitively easy via the rotary multi-function commander.



**STAY IN TOUCH**

MZD Connect links you to a wide range of web content via your compatible<sup>3</sup> smart phone.





## FOCUSED ON A BETTER DRIVE

Through advanced technology Mazda6 gives you a safer drive, that's also more engaging. The Active Driving Display in Grand Touring and Atenza helps you to focus more keenly on what's happening on the road. It projects important data like current speed and navigation cues into your line of sight. The clearly laid-out instruments communicate quickly, with secondary readouts offering comprehensive information. All models give you hands-free phone<sup>3</sup> operation and music streaming via Bluetooth.<sup>®</sup> Of course, handy USB ports are also integrated.



### UPLIFTING AUDIO

With 231 watts of power in harmony with 11 speakers, Bose<sup>®</sup> digital audio creates a sublime musical performance from Touring up.

### PLUG AND PLAY

USB ports let you play music via players or storage devices, and charge compatible devices. Auxiliary audio input also featured.

### EYES ON SAFETY

The Active Driving Display helps reduce distraction from the road by superimposing key information into your field of vision. Clear supplementary graphics cover vehicle speed, cruise control settings and more. Grand Touring and Atenza only.



## MEETS ALL YOUR NEEDS COMFORTABLY



The spacious Mazda6 carries five people in a cabin crafted to look and feel special. Touring models and up offer a place of pure indulgence, with a leather<sup>1</sup> interior boasting free-breathing perforations and contrast stitching.

Cargo? It's well looked after too. Both sedan and wagon feature 60/40 split folding rear seats, extending the generous luggage area to help accommodate unusually shaped items. The wagon's clever "Karakuri" seats unlatch and fold in a fluid move, creating a virtually flat floor. This philosophy of effortless function extends to the tonneau cover. It moves as one with the tailgate to provide privacy and sun protection. Naturally Mazda6 lets all your bits and pieces fall perfectly into place, with thoughtful and generous storage.

Atenza Sedan in pure white leather trim<sup>1</sup>



# THE HIGHEST STANDARDS OF SAFETY

In Mazda6 you're well equipped to react to the unexpected, thanks to a cabin that aids focus on the road and responsive handling. Of course, the best in safety is also on your side.

It starts with the world-class collision protection of an extremely rigid body. A brace of SRS airbags is standard, as is Dynamic Stability Control (DSC). The disc brakes give you confidence-boosting stopping power. They also boast ABS and Electronic Brake-force Distribution (EBD), which optimises braking according to the load on board. Emergency Brake Assist (EBA) boosts stopping power the instant emergency braking is sensed. In the event you need to brake suddenly from speed, the Emergency Stop Signal (ESS) automatically flashes the hazard lights to warn following drivers.

In Mazda6, an exciting drive is also a safe one.



Atenza Sedan and Wagon in Soul Red Metallic.



## READY TO REACT

What if an unexpected hazard appears suddenly? DSC acts instantly, braking the inner rear wheel to offset understeer (or outer front wheel to combat oversteer). The Traction Control System (TCS) also reduces torque to the driven wheels to minimise skidding. The hazard can be steered around, as control is maintained.

## STOP SAFELY

Stopping distance with EBA, ABS and EBD. : Stopping distance with no assistance. :




## SMOOTH START

Take your foot from the brake on an incline and Hill Launch Assist (HLA) keeps the brakes applied momentarily. Giving you time to apply the accelerator and move away smoothly.



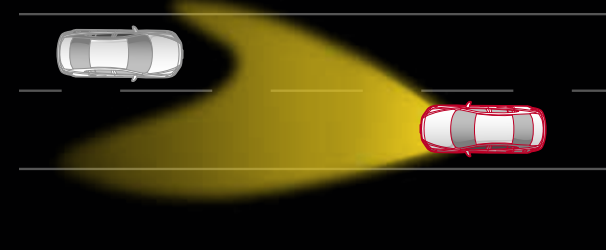
# i-ACTIVSENSE. TAKE YOUR SENSE OF SAFETY TO ANOTHER LEVEL

Mazda6 gives you impressive levels of safety. Choose advanced i-ACTIVSENSE technology,<sup>4</sup> and your sense of confidence gets even stronger. These intelligent systems are designed to help you recognise potential hazards, avoid collisions and to minimise the severity of accidents when they can't be avoided. Employing radar, camera and laser, it's like having extra senses working for you.



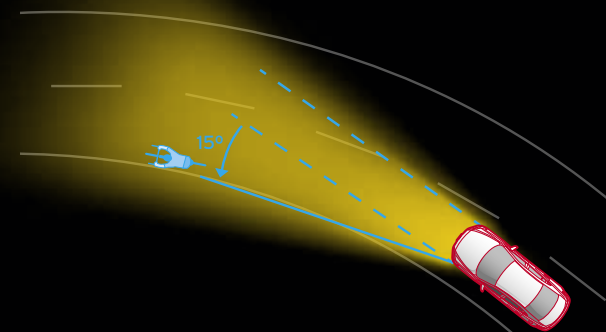
### ADAPTIVE LED HEADLAMPS (ALH)

Individual control of several LEDs allows precise adjustment of the lighting pattern. The system automatically broadens visibility at low speeds, shapes the high beam to help avoid dazzling other drivers, and raises beam height at highway speeds to extend vision area. Atenza only.



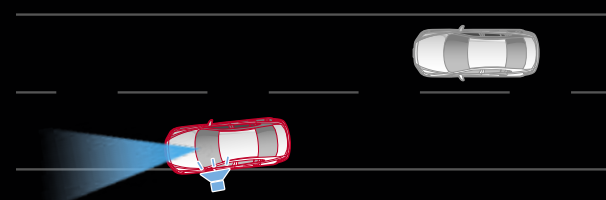
### ADAPTIVE FRONT-LIGHTING SYSTEM (AFS)

The powerful LED headlamps swivel up to 15 degrees in the direction you're steering, revealing more of the corner. GT only.



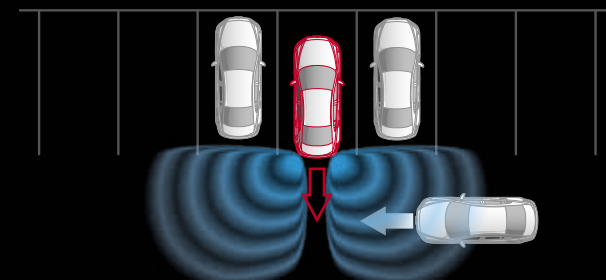
### BLIND SPOT MONITORING (BSM)

By scanning external mirrors' blind spots, radars detect any unseen vehicles to help you avoid making hazardous lane changes. LED icon on the relevant mirror is accompanied by a warning beeper. Standard on Atenza, optional on Sport, Touring and GT.




### LANE DEPARTURE WARNING (LDW) WITH LANE-KEEP ASSIST SYSTEM (LAS)

Using a windscreen-mounted camera to monitor road lane markings, LDW sounds an audible warning if you're about to stray from your lane. LAS will act if it determines the vehicle is going to leave its lane, by applying a degree of corrective steering. Driver Attention Alert (DAA) is also integrated. When speeds above 65km/h are sustained for longer periods, the system monitors driver inputs and provides a visual warning if it detects signs of fatigue. Also provides alert when 2 hours have elapsed. Atenza only.



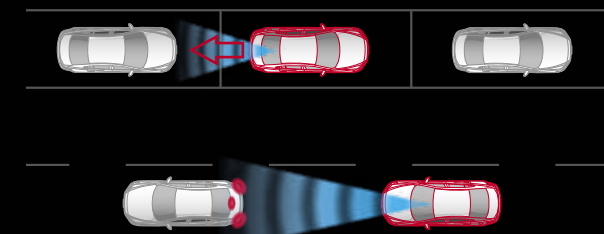
### REAR CROSS TRAFFIC ALERT (RCTA)

Assists you when you're reversing from a parking space, warning if a car is approaching from either side of your vehicle. The LED icon on both mirrors is accompanied by beeping alert. Standard on Atenza, optional on Sport, Touring and GT.



### FORWARD OBSTRUCTION WARNING (FOW) WITH SMART BRAKE SUPPORT (SBS)

Operating at 15-145km/h the system monitors the distance to the vehicle in front and its speed. FOW senses if a collision is likely and prompts you to take evasive action via audible and visual alerts. If SBS senses a high risk of impact it applies initial pressure to the brakes, enabling faster response should you brake. If you take evasive action SBS de-activates. If no evasive action is taken, the brakes are applied automatically. Atenza only.



### SMART CITY BRAKE SUPPORT [FORWARD/REVERSE] (SCBS F/R)

Helps prevent, or lessen, low-speed impacts. At forward speeds of 4-30km/h, SCBS monitors the vehicle in front to assess the possibility of a collision. If the system detects a high risk of impact it issues visual and audible warnings, while priming the brakes for faster response should the driver brake. If the driver does not brake, the brakes are applied automatically. Also works in reverse at speeds of 2-8km/h. SCBS F/R standard on Atenza, optional on Touring and GT. SCBS F optional on Sport.



# MAZDA 6

SPORT



Sport Sedan in Meteor Grey Mica.



### Sport features include:

- 17 inch alloy wheels with 225/55 tyres
- Front fog-lamps (Halogen)
- Headlamps (Halogen)
- Power mirrors (body coloured with heating and folding function)
- Rear spoiler (Wagon only)
- Roof rails (Wagon only)
- Tail-lamps (LED)
- Wipers (front) 2-speed with rain-sensing function
- Seat trim: Black cloth
- Air-conditioning (dual-zone climate control) with rear vents
- Cargo area tonneau cover with 'Karakuri' up and down function (Wagon only)
- Cruise control
- Electric parking brake
- Leather wrapped: gear shift knob and steering wheel
- Trip computer<sup>5</sup>
- 7-inch full colour touch screen display (MZD Connect)
- Audio system with: AM/FM tuner, single disc CD player (MP3 compatible) and 6 speakers
- Bluetooth® hands-free phone and audio capability<sup>3</sup>
- Internet radio integration (Pandora®, Stitcher™ and Aha™)
- Multi-function commander control
- Satellite navigation
- Steering wheel-mounted audio controls
- USB-audio input ports (iPod compatible)
- Advanced keyless push-button engine start
- Airbags SRS: front (driver and passenger), side (front) and curtain (front and rear)
- Dynamic Stability Control (DSC)
- Emergency Stop Signal (ESS)
- Hill Launch Assist (HLA)
- Reverse camera

### Safety Pack option<sup>4</sup>:

- Blind Spot Monitoring (BSM)
- Rear Cross Traffic Alert (RCTA)
- Rear-view mirror with auto dimming function
- Smart City Brake Support [Forward] (SCBS F)

### Powertrain:

- 2.5 litre in-line 4 cylinder 16 valve DOHC S-VT petrol (SKYACTIV-G) engine with i-stop and i-ELOOP
- Drivetrain: FWD
- Fuel consumption (combined): 6.6 l/100km<sup>2</sup>
- Max power: 138kW @ 5,700rpm
- Max torque: 250Nm @ 3,250rpm
- Transmission: 6-speed auto (SKYACTIV-Drive)



4-door sedan



5-door wagon



### LOOKING SPORTY

17-inch alloy wheels are elegantly dynamic. They also add to the superb ride and handling of Mazda6.



### FUNCTIONS BEAUTIFULLY

Rotary multi-function commander makes function and menu navigation second nature.



### CHOOSE YOUR CLIMATE

Dual-zone climate control lets driver and passenger individually select their perfect temperature.



### QUALITY CUT

Supportively contoured seats feature high quality cloth for exceptional comfort.



# Mazda 6

TOURING



Touring Sedan in Blue Reflex Mica.



### Touring features additional to Sport include:

- Daytime running lamps (LED)
- Front fog-lamps (LED)
- Headlamps (LED)
- Front seats with: 2-position memory function (driver), 6-way power adjustment (passenger) and 8-way power adjustment (driver)
- Seat trim: Black or pure white leather<sup>1</sup>
- Premium Bose® 231 watt amplifier and 11 speakers
- Parking sensors (front and rear)

### Safety Pack option<sup>4</sup>:

- Blind Spot Monitoring (BSM)
- Rear Cross Traffic Alert (RCTA)
- Rear-view mirror with auto dimming function
- Smart City Brake Support [Forward/Reverse] (SCBS F/R)

### Powertrain:

- 2.5 litre in-line 4 cylinder 16 valve DOHC S-VT petrol (SKYACTIV-G) engine with i-stop and i-ELOOP
- Drivetrain: FWD
- Fuel consumption (combined): 6.6 l/100km<sup>2</sup>
- Max power: 138kW @ 5,700rpm
- Max torque: 250Nm @ 3,250rpm
- Transmission: 6-speed auto (SKYACTIV-Drive)

### OR

- 2.2 litre in-line 4 cylinder 16 valve DOHC intercooled turbo diesel (SKYACTIV-D) engine with i-stop and i-ELOOP
- Drivetrain: FWD
- Fuel consumption (combined): 5.4 l/100km<sup>2</sup>
- Max power: 129kW @ 4,500rpm
- Max torque: 420Nm @ 2,000rpm
- Transmission: 6-speed auto (SKYACTIV-Drive)



4-door sedan



5-door wagon



### PARK WITH CONFIDENCE

Front and rear sensors sound warnings to make parking much easier, and help you avoid parking scrapes.




### PURE MUSIC

Enjoy powerful performance with amazing clarity. Bose® digital sound delivers 231 watts through 11 speakers.



### SEAT OF POWER

Drivers get 2-position memory and 8-way power adjustment, front passengers 4-way power adjustment.



### SENSUOUS SURROUNDS

Leather<sup>1</sup> interior offers superb crafting and comfort. Classical black features contrasting stitching. Pure white leather<sup>1</sup> also available.



# Mazda 6

GT



GT Sedan in Sonic Silver Metallic.



### GT features additional to Touring include:

- 19 inch alloy wheels with 225/45 tyres
- Power sliding and tilt glass sunroof
- Front seats with: heating function
- Active Driving Display
- Rear-view mirror with auto dimming function
- Adaptive Front-lighting System (AFS)
- Advanced keyless entry

### Safety Pack option<sup>4</sup>:

- Blind Spot Monitoring (BSM)
- Rear Cross Traffic Alert (RCTA)
- Smart City Brake Support [Forward/Reverse] (SCBS F/R)

### Powertrain:

- 2.5 litre in-line 4 cylinder 16 valve DOHC S-VT petrol (SKYACTIV-G) engine with i-stop and i-ELOOP
- Drivetrain: FWD
- Fuel consumption (combined): 6.6 l/100km<sup>2</sup>
- Max power: 138kW @ 5,700rpm
- Max torque: 250Nm @ 3,250rpm
- Transmission: 6-speed auto (SKYACTIV-Drive)

### OR

- 2.2 litre in-line 4 cylinder 16 valve DOHC intercooled turbo diesel (SKYACTIV-D) engine with i-stop and i-ELOOP
- Drivetrain: FWD
- Fuel consumption (combined): 5.4 l/100km<sup>2</sup>
- Max power: 129kW @ 4,500rpm
- Max torque: 420Nm @ 2,000rpm
- Transmission: 6-speed auto (SKYACTIV-Drive)



4-door sedan



5-door wagon



### ART IN ALLOY

Striking 19-inch alloy wheels create an even more dynamic sense of style.



### OPEN UP THE FUN

Enjoy the elements with a power-operated sliding glass sunroof including tilt function.



### STAYING FOCUSED

Active Driving Display superimposes key data into your field of vision, improving safety by reducing distraction.



### NO KEY NEEDED

Smart keyless entry means as long as you're carrying the remote locking unit, you enter by just pressing a button on either front door. The engine starts with a touch of a button.



# Mazda 6

ATENZA



Atenza Sedan in Soul Red Metallic.



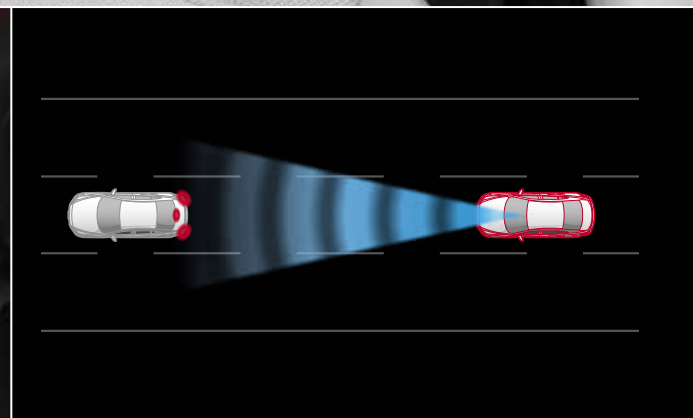
**Atenza features additional to GT include:**

- Mazda Radar Cruise Control (MRCC)
- Adaptive LED Headlamps (ALH)
- Blind Spot Monitoring (BSM)
- Driver Attention Alert (DAA)
- Forward Obstruction Warning (FOW)
- Lane Departure Warning (LDW)
- Lane-keep Assist System (LAS)
- Rear Cross Traffic Alert (RCTA)
- Smart Brake Support (SBS)
- Smart City Brake Support [Forward/Reverse] (SCBS F/R)



**INSIGHTFUL LIGHTING**

ALH system cleverly adjusts pattern, shape and height of headlamp beam to maximise visibility and reduce glare for other drivers.



**AN EXTRA SENSE OF SAFETY**

i-ACTIVSENSE<sup>4</sup> helps to recognise potential hazards, avoid collisions and mitigate unavoidable accidents using radar, camera and sensors.

**Powertrain:**

- 2.5 litre in-line 4 cylinder 16 valve DOHC S-VT petrol (SKYACTIV-G) engine with i-stop and i-ELOOP<sup>1</sup>
- Drivetrain: FWD
- Fuel consumption (combined): 6.6 l/100km<sup>2</sup>
- Max power: 138kW @ 5,700rpm
- Max torque: 250Nm @ 3,250rpm
- Transmission: 6-speed auto (SKYACTIV-Drive)

**OR**

- 2.2 litre in-line 4 cylinder 16 valve DOHC intercooled turbo diesel (SKYACTIV-D) engine with i-stop and i-ELOOP<sup>1</sup>
- Drivetrain: FWD
- Fuel consumption (combined): 5.4 l/100km<sup>2</sup>
- Max power: 129kW @ 4,500rpm
- Max torque: 420Nm @ 2,000rpm
- Transmission: 6-speed auto (SKYACTIV-Drive)



4-door sedan



5-door wagon



**KEEPING YOUR DISTANCE**

Mazda Radar Cruise Control (MRCC) monitors car ahead and automatically adjusts speed to maintain a safe distance.



**LIGHTER AMBIENCE**

Atenza features beautifully crafted pure white leather<sup>1</sup> trim with feature stitching. Black leather<sup>1</sup> also available.



# SPECIFICATIONS

Powertrain		2.5L I4 Petrol	2.2L I4 Diesel
Bore and stroke (mm)		89.0 x 100.0	86.0 x 94.3
Compression ratio		13.0 : 1	14.0 : 1
Drivetrain		FWD	FWD
Emissions standard		Euro stage IV	Euro stage IV
Engine capacity (cc)		2488	2191
Engine type		2.5 litre in-line 4 cylinder 16 valve DOHC S-VT petrol (SKYACTIV-G) engine with i-stop and i-ELOOP	2.2 litre in-line 4 cylinder 16 valve DOHC intercooled turbo diesel (SKYACTIV-D) engine with i-stop and i-ELOOP
Fuel consumption (l/100km) <sup>2</sup> : Auto (combined)		6.6	5.4
Fuel system		Electronic direct injection	Common rail, electronic direct injection
Fuel tank capacity (litres)		62	62
Gear ratio:	1st	3.552	3.487
	2nd	2.022	1.992
	3rd	1.452	1.449
	4th	1.000	1.000
	5th	0.708	0.707
	6th	0.599	0.600
	Reverse	3.893	3.990
	Final drive	4.056	3.804
Maximum power (kW @ rpm)		138 @ 5,700	129 @ 4,500
Maximum torque (Nm @ rpm)		250 @ 3,250	420 @ 2,000
Recommended fuel		Unleaded (91RON or higher) or E10	Diesel
Throttle control		Electronic (drive-by-wire)	Electronic (drive-by-wire)
Transmission		6-speed (SKYACTIV-Drive) automatic	6-speed (SKYACTIV-Drive) automatic

Model Availability		Sport	Touring	GT	Atenza
Sedan:	2.5L I4 Petrol / 6-speed automatic	●	●	●	●
	2.2L I4 Diesel / 6-speed automatic	-	●	●	●
Wagon:	2.5L I4 Petrol / 6-speed automatic	●	●	●	●
	2.2L I4 Diesel / 6-speed automatic	-	●	●	●

Options		Sport	Touring	GT	Atenza
Safety Pack <sup>5</sup> :	Blind Spot Monitoring (BSM)	○	○	○	●
	Rear Cross Traffic Alert (RCTA)	○	○	○	●
	Rear-view mirror with auto dimming function	○	○	●	●
	Smart City Brake Support [Forward] (SCBS F)	○	-	-	-
	Smart City Brake Support [Forward/Reverse] (SCBS F/R)	-	○	○	●

Chassis		Sport	Touring	GT	Atenza
Brake diameter (mm):	Front	297	297	297	297
	Rear	278	278	278	278
Brake type:	Front	----- Ventilated disc -----			
	Rear	----- Solid disc -----			
Steering type	----- Electric power assist steering -----				
Suspension:	Front	----- MacPherson strut -----			
	Rear	----- Multi-link -----			
Turning circle kerb to kerb (m):	Sedan	11.2	11.2	11.2	11.2
	Wagon	11.0	11.0	11.0	11.0
Tyre size		225/55 R17	225/55 R17	225/45 R19	225/45 R19
Tyre index		97V	97V	92W	92W
Wheel size		17 x 7.5 J	17 x 7.5 J	19 x 7.5 J	19 x 7.5 J
Wheel type		----- Alloy -----			
Tyre size (spare)		----- T125/70 R17 -----			
Wheel size (spare)		----- 17 x 4.0 T -----			
Wheel type (spare)		----- Temporary (Steel) -----			

Weights and Capacities		Sport	Touring	GT	Atenza
Sedan					
Cargo room volume VDA (litres)		474	474	474	474
Kerb weight (kg):	2.5L I4 Petrol	1,455 - 1,456	1,474 - 1,475	1,501 - 1,503	1,505
	2.2L I4 Diesel	-	1,555 - 1,556	1,582 - 1,583	1,587
Towing capacity <sup>6</sup> – braked / unbraked (kg):	2.5L I4 Petrol	1,500 / 550	1,500 / 550	1,500 / 550	1,500 / 550
	2.2L I4 Diesel	-	1,600 / 750	1,600 / 750	1,600 / 750
Tow ball download maximum (kg)		120	120	120	120

Wagon		Sport	Touring	GT	Atenza
Cargo room volume VDA (litres) <sup>7</sup>		506	506	506	506
Cargo room volume VDA (litres) <sup>8</sup>		1,648	1,648	1,648	1,648
Kerb weight (kg):	2.5L I4 Petrol	1,478 - 1,479	1,497 - 1,498	1,524 - 1,525	1,528
	2.2L I4 Diesel	-	1,566 - 1,567	1,593 - 1,594	1,597
Towing capacity <sup>6</sup> – braked / unbraked (kg):	2.5L I4 Petrol	1,500 / 550	1,500 / 550	1,500 / 550	1,500 / 550
	2.2L I4 Diesel	-	1,600 / 750	1,600 / 750	1,600 / 750
Tow ball download maximum (kg)		120	120	120	120

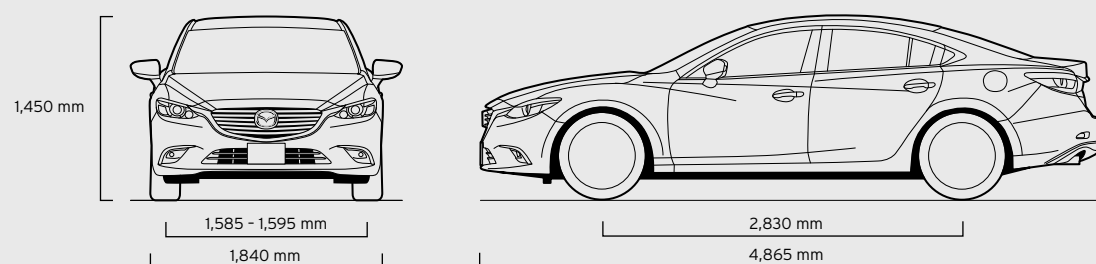
● = Standard, ○ = Option, - = Not available.



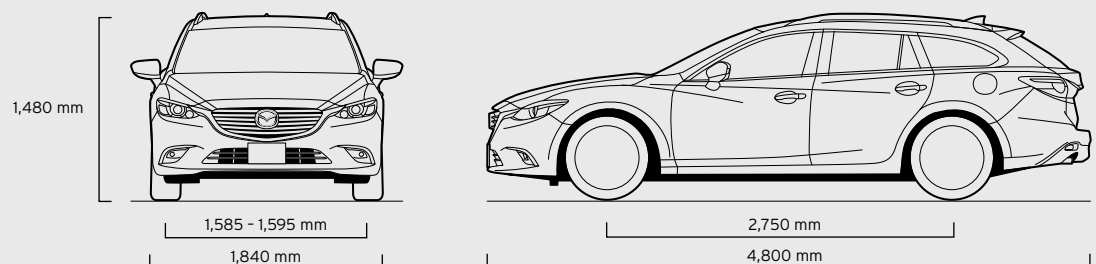
# SPECIFICATIONS

## Dimensions

Sedan		Sport	Touring	GT	Atenza
Ground clearance unladen (mm)		165	165	165	165
Overall length (mm)		4,865	4,865	4,865	4,865
Overall width (mm)		1,840	1,840	1,840	1,840
Overall height (mm)		1,450	1,450	1,450	1,450
Track (mm):	Front	1,585	1,585	1,595	1,595
	Rear	1,575	1,575	1,585	1,585
Wheelbase (mm)		2,830	2,830	2,830	2,830



Wagon		Sport	Touring	GT	Atenza
Ground clearance unladen (mm)		165	165	165	165
Overall length (mm)		4,800	4,800	4,800	4,800
Overall width (mm)		1,840	1,840	1,840	1,840
Overall height (mm)		1,480	1,480	1,480	1,480
Track (mm):	Front	1,585	1,585	1,595	1,595
	Rear	1,575	1,575	1,585	1,585
Wheelbase (mm)		2,750	2,750	2,750	2,750



## Exterior

	Sport	Touring	GT	Atenza
Daytime running lamps (LED)	-	●	●	●
Door handles (body coloured)	●	●	●	●
Exhaust extensions (chrome)	●	●	●	●
Front and rear bumpers (body coloured)	●	●	●	●
Front fog-lamps (Halogen)	●	-	-	-
Front fog-lamps (LED)	-	●	●	●
Green-tinted windscreen, side and rear windows	●	●	●	●
Headlamps (Halogen)	●	-	-	-
Headlamps (LED)	-	●	●	●
Headlamps auto on/off function	●	●	●	●
Power mirrors (body coloured with heating and folding function)	●	●	●	●
Power sliding and tilt glass sunroof	-	-	●	●
Power windows	●	●	●	●
Rear spoiler	●*	●*	●*	●*
Roof rails	●*	●*	●*	●*
Tail-lamps (LED)	●	●	●	●
Window demister (rear)	●	●	●	●
Wipers (front) 2-speed with rain-sensing function	●	●	●	●
Wiper (rear) with intermittent function	●*	●*	●*	●*

## Seats

	Sport	Touring	GT	Atenza
Front seats with:	2-position memory function (driver)	-	●	●
	6-way power adjustment (passenger)	-	●	●
Rear seats with:	8-way power adjustment (driver)	-	●	●
	Adjustable head restraints	●	●	●
	Heating function	-	-	●
	Height adjustment (driver)	●	●	●
	Lumbar support adjustment (driver)	●	●	●
	Rake and slide adjustment	●	●	●
	Seat back pockets	●	●	●
	60/40 split fold backrest	●	●	●
Seat trim:	Adjustable head restraints	●	●	●
	Centre fold down armrest	●	●	●
	Black cloth	●	-	-
	Black leather <sup>1</sup>	-	●	●
	Pure white leather <sup>1</sup>	-	○	○

● = Standard, ●\* = Standard (Wagon only), ○ = Option, - = Not available.



# SPECIFICATIONS

Interior	Sport	Touring	GT	Atenza
Active Driving Display	–	–	●	●
Air-conditioning (dual-zone climate control) with rear vents	●	●	●	●
Ambient temperature display	●	●	●	●
Cargo area 12 volt power outlet	●*	●*	●*	●*
Cargo area tonneau cover with 'Karakuri' up and down function	●*	●*	●*	●*
Cargo net	●*	●*	●*	●*
Centre armrest console (sliding)	●	●	●	●
Critical function warning lights/chimes	●	●	●	●
Cruise control	●	●	●	–
Cupholders	●	●	●	●
Door bottle holders (front and rear)	●	●	●	●
Electric parking brake	●	●	●	●
Glove box (illuminated)	●	●	●	●
Instrument panel light dimmer	●	●	●	●
Interior illumination:				
Cargo room lamp	●	●	●	●
Entry system with delayed fade	●	●	●	●
Map reading spot lamps (Halogen)	●	●	–	–
Map reading spot lamps (LED)	–	–	●	●
Power window switches	●	●	●	●
Interior release for fuel filler door	●	●	●	●
Leather-wrapped:				
Gear shift knob	●	●	●	●
Steering wheel	●	●	●	●
Mazda Radar Cruise Control (MRCC)	–	–	–	●
One touch (up and down) power windows	●	●	●	●
Overhead sunglass storage box	●	●	●	●
Paddle shift gear control	●	●	●	●
Rear-view mirror with auto dimming function	○	○	●	●
Tachometer and electronic odometer/tripmeter	●	●	●	●
Tilt and telescopic adjustable steering wheel	●	●	●	●
Trip computer <sup>5</sup>	●	●	●	●
Vanity mirrors (front) with illumination	●	●	●	●

Infotainment	Sport	Touring	GT	Atenza
7-inch full colour touch screen display (MZD Connect)	●	●	●	●
AM/FM tuner	●	●	●	●
Auxiliary-audio input jack (3.5mm mini-stereo)	●	●	●	●
Bluetooth® hands-free phone and audio capability <sup>3</sup>	●	●	●	●
CD player, single disc (MP3 compatible)	●	●	●	●
Internet radio integration (Pandora®, Stitcher™ and Aha™)	●	●	●	●
Multi-function commander control	●	●	●	●
Premium Bose® 231 watt amplifier and speakers	–	●	●	●
Radio Data System (RDS) program information	●	●	●	●
Satellite navigation	●	●	●	●
Speakers (6)	●	–	–	–
Speakers (11)	–	●	●	●
Steering wheel-mounted audio controls	●	●	●	●
USB-audio input ports (iPod compatible)	●	●	●	●

Safety and Security	Sport	Touring	GT	Atenza
Adaptive Front-lighting System (AFS)	–	–	●	–
Adaptive LED Headlamps (ALH)	–	–	–	●
Advanced keyless entry	–	–	●	●
Advanced keyless push-button engine start	●	●	●	●
Airbags SRS:				
Front (driver and passenger)	●	●	●	●
Side (front)	●	●	●	●
Curtain (front and rear)	●	●	●	●
Anti-lock Braking System (ABS)	●	●	●	●
Blind Spot Monitoring (BSM)	○	○	○	●
Childproof rear door locks	●	●	●	●
Double-lock door deadlock function	●	●	●	●
Driver Attention Alert (DAA)	–	–	–	●
Dynamic Stability Control (DSC)	●	●	●	●
Electronic Brake-force Distribution (EBD)	●	●	●	●
Emergency Brake Assist (EBA)	●	●	●	●
Emergency Stop Signal (ESS)	●	●	●	●
Engine immobiliser	●	●	●	●
Forward Obstruction Warning (FOW)	–	–	–	●
High mount stop lamp	●	●	●	●
Hill Launch Assist (HLA)	●	●	●	●
Intrusion-minimising brake pedal	●	●	●	●
ISOFIX child restraint anchor points and top tethers	●	●	●	●
Lane Departure Warning (LDW)	–	–	–	●
Lane-keep Assist System (LAS)	–	–	–	●
Left-hand-side convex (wide angle) exterior mirror	●	●	●	●
Parking sensors (front and rear)	–	●	●	●
Rear Cross Traffic Alert (RCTA)	○	○	○	●
Remote central locking (2 transmitters)	●	●	●	●
Reverse camera	●	●	●	●
Seat-belt warning (front and rear)	●	●	●	●
Seat-belts 3-point lap-sash (all seats)	●	●	●	●
Seat-belts (front) with pretensioners, load-limiters and height adjustable shoulder anchorages	●	●	●	●
Side impact door beams	●	●	●	●
Smart Brake Support (SBS)	–	–	–	●
Smart City Brake Support [Forward] (SCBS F)	○	–	–	–
Smart City Brake Support [Forward/Reverse] (SCBS F/R)	–	○	○	●
Traction Control System (TCS)	●	●	●	●
'Triple H' safety construction with front and rear crumple zones	●	●	●	●
Whiplash-minimising front seats	●	●	●	●

● = Standard, ●\* = Standard (Wagon only), ○ = Option, – = Not available.



# ENJOY MAZDA6 WITH CONFIDENCE



## Rest assured – your warranty

The quality built into Mazda6 is backed up by a 3-year, unlimited kilometre factory warranty and 6-year panel protection warranty.

## Maintain that Zoom-Zoom

Your Mazda6 deserves the best in care. Servicing with Mazda Service Select gives your car the advantage of factory trained Service Technicians and advanced computer diagnostic systems. As well as maintaining your Mazda in A1 condition, you'll also be protecting your vehicle's outstanding resale value.



## Help is at hand – Mazda Roadside Assistance

Flat batteries, running out of fuel, flat tyres – everyone faces hiccups from time to time. When the unexpected happens, Mazda Roadside Assistance is there to keep you moving. You'll be covered 24 hours a day, 365 days a year, all round Australia. Better still, your Mazda will only be worked on by Mazda-approved technicians. Choose a Standard policy offering everything needed to get going again, or Premium with extras like accommodation, a rental car and vehicle recovery. Either can be purchased across the entire Mazda range. (Terms and conditions apply)

# MAZDA6 COLOUR AND TRIM

## BODY COLOURS



Snowflake White Pearl Mica

Sonic Silver Metallic

Blue Reflex Mica ■

Soul Red Metallic\*■




Meteor Grey Mica ■

Titanium Flash Mica

Deep Crystal Blue Mica ■

Jet Black Mica

## INTERIOR TRIMS



Black cloth (Sport)

Black leather<sup>1</sup>  
(Touring, GT and Atenza)

Pure white leather<sup>1</sup> ■  
(Touring, GT and Atenza)

(1) Leather interiors include some Maztex material on selected high impact surfaces. Pure white leather interior only available on selected exterior colours.  
 (2) Combined fuel consumption figures are based on ADR 81/02 test results. They are useful in comparing the fuel consumption of different vehicles. They may not be the fuel consumption achieved in practice. This will depend on traffic, road conditions and how the vehicle is driven. (3) Please check the compatibility of your Bluetooth® device (particularly your mobile phone) with the specific Mazda vehicle you intend to purchase as not all devices operate correctly. Visit [www.mazda.com.au/Bluetooth](http://www.mazda.com.au/Bluetooth) or consult your Mazda Dealer for further information. (4) I-ACTIVSENSE safety technologies are driver assist technologies only and should not be used in place of skilled and safe driving practices. It is the driver's sole responsibility to constantly monitor vehicle surroundings and conditions at all times. (5) Trip computer displays current and average fuel consumption, distance to empty and average vehicle speed. (6) Subject to State or Territory regulations. (7) Measured with rear seats up and up to tonneau cover. (8) Measured with rear seats folded down and up to roof.

All care is taken to ensure the accuracy of this brochure at the time of publication. Specifications, features and model availability may vary from State to State and may change without notice. Please refer to [mazda.com.au](http://mazda.com.au) or consult your Mazda Dealer prior to placing an order to ascertain current information on model availability, specifications, options, features and prices. Mazda Australia Pty Ltd will not be liable for any loss arising from the information in this brochure, whether in negligence or otherwise. Mazda Australia Pty Ltd ABN 78 004 690 804. 385 Ferntree Gully Road, Mt Waverley, Victoria 3149. iPod is a trademark of Apple Inc., registered in the U.S. and other countries. Due to the nature of the printing process, colours may vary from those shown in this brochure. Ask your Dealer to show you a product sample.

\*At extra cost

■ Pure white leather only available with Blue Reflex Mica, Soul Red Metallic, Meteor Grey Mica and Deep Crystal Blue Mica exterior colours.





mazda

zoom-zoom  
zoom-zoom  
zoom-zoom



Like us on the official Mazda Australia fan page for the latest pictures, videos, events, news and competitions. Ask questions, give feedback or upload your own photos. Join the conversation at [facebook.com/mazdaaus](https://facebook.com/mazdaaus)



Join the conversation on Twitter. Keep up with breaking Mazda news, videos and pictures from around the web. Tweet your questions, give feedback or post your own photos. [twitter.com/mazdaaus](https://twitter.com/mazdaaus)



Visit Mazda Australia's YouTube channel. You'll find video content with exclusive behind-the-scenes footage. [youtube.com/zoomzoom](https://youtube.com/zoomzoom)

Published May 2015. MAZ11446 126.004B

For further information visit [mazda.com.au](https://mazda.com.au) or Freecall 1800 034 411



*MAZDA6*  
*ACCESSORIES*



*zoom-zoom*  
*zoom-zoom*  
*zoom-zoom*

*IMAGINATION DRIVES US*



# MAKE YOUR MAZDA EVEN MORE REWARDING

Mazda6 gives you driving excitement and refinement. Mazda Genuine Accessories can make the journey more special than ever. They let you add a personal touch and protect your investment. They also give you superb design, quality, fit and safety, all with the reassurance of a Mazda warranty. Mazda Genuine Accessories let you add even more Zoom-Zoom.



### BOOT LIP PROTECTOR

Protect your boot lip and bumper from scuffs and scratches whilst loading.



### CARGO TRAY

Sturdy with raised sides, this tray provides maximum waterproofing and non-slip grip.



### COLLAPSIBLE SUN SCREEN

Keep your vehicle cool and protect the interior from the sun's harmful rays.



### SLIMLINE WEATHERSHIELDS

Let fresh air in while keeping weather out. Complete with chrome trim.



### FLOOR MATS

Protect your carpet with these high-quality, tailor-made, branded floor mats. Fastening system enhances safety.



### CARGO ORGANISER BOX

Prevent items from sliding around in the load compartment. Features moveable interior dividers, detachable lids and a securable base.

### FEATURED HERE

- Rear lip spoiler
- Rear mud guards
- Reverse parking sensors
- Tow bar kit



### REAR LIP SPOILER (SEDAN)

Helps fine tune aerodynamic performance while adding stylish effect.



### SCUFF PLATES

Stylish protection against entry scuffs and scratches.



### MUD GUARDS (FRONT)

Keep bodywork free of mud and grime.



### MUD GUARDS (REAR)

Stop mud and road grime collecting on the rear end of your car.



**FEATURED HERE**

- Bonnet protector
- Front mud guards
- Front parking sensors
- Headlight protector
- Roof racks
- Slimline weathershields



Mazda6 Sports Sedan in Sonic Silver.



**ROOF RACKS (WAGON)**

Aerodynamic design that lets you carry even more. 75kg capacity.



**BIKE RACK (WHEEL OFF)**

Carrying your bike becomes a simple exercise.



**BIKE RACK (WHEEL ON)**

Bring your other wheels along without having to remove one.



**KAYAK HOLDER**

This strong and adjustable design lets you carry one canoe, kayak or similar-sized watercraft.



#### SCREEN INTEGRATED PARKING SENSORS

Augments audible warnings with graphic display of the object detected by sensors and its proximity. Graphic appears on 7-inch display. Sport models only.



#### MOBILE PHONE HOLDER

Compatible with a range of phones. Offers easy access and also folds into compartment. Allows portrait and landscape use.



#### AUDIO RETRACTABLE USB CABLE

Stream music and track data from your iPhone® or iPod® to the vehicle's audio system and multi information display. Also charges your device.



#### MAZDA RETRACTABLE AUDIO CABLE

Allows portable audio devices to play via your vehicle's speakers, using the auxiliary jack.

#### ALSO AVAILABLE

- Alloy accelerator pedal
- Alloy brake pedal
- Alloy foot rest
- Tow ball (chrome)
- Tow ball cover (chrome)
- Welcome illumination
- Wheel lock set

SEE THE FULL RANGE OF MAZDA GENUINE ACCESSORIES AT [MAZDA.COM.AU](http://MAZDA.COM.AU)



ZOOM-ZOOM

All care is taken to ensure the accuracy of this brochure at the time of publication. Sports and other equipment shown in the brochure are for illustrative purposes only and do not come standard with the vehicle, or as Mazda Genuine Accessories. Specifications, features and availability may vary from State to State and may change without notice. Please refer to [mazda.com.au](http://mazda.com.au) or consult your Mazda Dealer prior to placing an order to ascertain current information on availability, specifications, features and prices. Mazda Australia Pty Ltd will not be liable for any loss arising from the information in this brochure, whether in negligence or otherwise. Mazda Australia Pty Ltd ABN 78 004 690 804, 385 Ferntree Gully Road, Mount Waverley, Victoria 3149. All Mazda Genuine Accessories fitted at the point of sale of a new Mazda passenger vehicle are covered under the Mazda 3-year/unlimited kilometre warranty. Mazda Genuine Accessories fitted after the sale of a new Mazda vehicle are covered by the Mazda 2-year or 40,000 kilometre warranty (whichever should occur first). iPod® and iPhone® are trademarks of Apple Inc., registered in the U.S. and other countries. Published December 2014. MAZ11300 126.005B