

This brochure has been compiled by DaimlerChrysler AG of Germany and is distributed internationally. It provides a general indication of the range of models, features, optional extras and/or colours available in various countries. Some of the models, features, optional extras and/or colours shown may not be available in your country or may only be available in a different specification. Additionally some models, features, optional extras and/or colours may only be available in combination with others. For current and more specific information in relation to the range of models, features, optional extras and/or colours available in your country, and their pricing, you should contact your nearest authorised Mercedes-Benz Passenger Car Dealer.





THE CL-CLASS COUPÉS



Mercedes-Benz

THE CL-CLASS COUPÉS



There are certain principles which are not diminished by the passage of time. 120 years ago, Gottlieb Daimler believed in delivering “the best or nothing at all”. It’s a principle we still measure ourselves by.





## **Contents**

06	The CL-Class Coupé
10	The CL 600
18	The CL 500
24	The CL 55 AMG
28	Dynamic handling
32	Comfort
36	Cockpit electronics
40	Safety
44	Lights and visibility
46	Equipment
54	Paintwork and upholstery
58	Technical data
59	Dimensions
60	Glossary

If you ever have the good fortune to come across a CL-Class Coupé on your travels, it will stop you in your tracks. It's almost an automatic reaction. Confronted with good looks like these, it would be difficult not to be moved. Take your seat behind the wheel of this Coupé, however, and there will be no stopping you as the CL-Class reveals the power and dynamism beneath its elegant exterior.











GO!

## Take a deep breath before you get carried away

The large Mercedes-Benz Coupés have always had a special appeal, despite the fact that they are actually missing a bit: the upper B-pillar. This, however, is one of the strong points of the CL-Class Coupé. Its roof extends in an elegant arch from the windscreen to the rear, creating a breathtaking profile.

The CL 600 is a model which offers plenty to enthuse about. This 12-cylinder CL-Class takes luxury and advanced technology to their limits. And the 18-inch light-alloy wheels, with their V12 design, aren't the only things that sparkle – there's also the V12 biturbo engine, which delivers dream torque and output figures.

The CL 600 comes with an extensive range of standard equipment, including a nappa leather interior and wood trim. Even the roof liner is trimmed with Alcantara. Comfort features include multicontour backrests for the driver and front passenger, a garage door opener located in the interior mirror, and an electric sunblind for the rear window. The latest communication technology, including the electronic copilot, COMAND APS, a surround sound system (BOSE®) and a mobile phone, can also be found on board.









EL 600



S-NU 5911

**Comfort executive armchairs  
can only dream of**

If you want to relax, take a seat in the CL 600. The integral seats for the driver and front passenger have a multicontour backrest as standard. At the touch of a button, your back will be given a gentle massage.

**A steering wheel that isn't just  
for steering**

The CL 600 has a wood/leather steering wheel as standard. This is a multifunction steering wheel which you can use, for example, to operate the radio. A heated version of this steering wheel is available as an option.

**The concert hall on wheels**

With all of this cutting-edge technology, you can't, of course, go without a surround sound system (BOSE®). Ten loudspeakers, a woofer and an amplifier deliver superlative sound quality. And to make sure you don't completely lose yourself in the experience, the Mercedes-Benz mobile phone lets you stay in contact with the outside world.






*Travel doesn't get much more refined than this. It isn't just the seats which are trimmed with Exclusive nappa leather – here in alpaca grey. This sumptuous material also trims the armrests, head restraints, dashboard, centre console, door panels and even the parcel shelf. All of this is complemented by chestnut wood trim, which can be found on the steering wheel, selector lever, centre console and side panels*

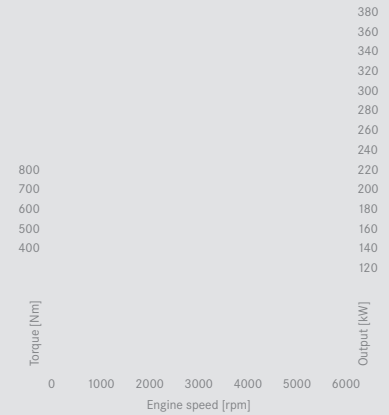






### Curves which belong on the road

The V12 biturbo engine is the best evidence of the uncompromising nature of the CL 600. Its output and maximum torque are exciting to experience, thanks in part to the two exhaust gas turbochargers and charge-air cooling, which help deliver full power and an exceptionally smooth drive.



*Where top performance figures meet.*

*The CL 600 develops an output of 368 kW (500 hp) at 5000 rpm and a maximum torque of 800 Nm at 1800–3500 rpm*

## Enjoy the silence – until it's drowned out by your racing pulse

The CL 500 can be distinguished by its 17-inch 5-twin-spoke light-alloy wheels and by the designation on the rear. The latter indicates the high-torque V8 engine which accelerates from 0 to 100 km/h in 6.3 seconds. This model has an output of 225 kW and delivers a maximum torque of 460 Nm. Its high performance and moderate consumption are due, in part, to the 3-valves-per-cylinder design. The reduced weight of the engine means that the CL 500 shows its best side when moving off and cornering.

Performance is further refined by a world first: the 7G-TRONIC 7-speed automatic transmission. The electronic transmission management system adapts to every driving situation, using direct control to optimise the shift processes for greater comfort, a more enjoyable drive with improved acceleration and lower consumption too. The active suspension system, Active Body Control (ABC), which is fitted as standard, irons out uneven road surfaces.

Excellent visibility also comes as standard in the CL-Class: the bi-xenon headlamps not only offer outstanding brightness but are also fitted with a cleaning system. And for your comfort the side mirrors are equipped with ambient lighting.









**Even if your journey's a long one,  
you'll arrive relaxed**

For your comfort the Coupé is fitted with heated integral front seats. And for your safety these have an integral belt system. The backrests of the front seats have a lumbar support which takes the pressure off your back. The upholstery and side panels are in leather, and there is burr walnut or chestnut trim. Automatic climate control with residual engine heat utilisation completes the pleasant on-board atmosphere.

**Travelling alone, in the company  
of high-tech specialists**

On-board the CL-Class you are surrounded by intelligent equipment features: eight airbags, the Electronic Stability Program (ESP®), the multifunction steering wheel with the COMAND control and display system and the PARKTRONIC parking aid.







## A rare sighting: a stationary sports car

### **The CL 55 AMG: a very exclusive sport**

Show some muscles to full effect in the CL 55 AMG. Its AMG 5.5-litre V8 supercharged engine delivers a peak output of 368 kW (500 hp) and a maximum torque of 700 Nm. How does that affect the physique? The CL 55 AMG comes with AMG body-styling, 18-inch AMG light-alloy wheels in the new twin-spoke design and a silver-painted radiator grille. The AMG sports exhaust with two chromed twin tailpipes and the high-performance brake system with perforated brake discs round off the sporty charisma of the CL 55 AMG.

The interior offers comfort that racing drivers can only dream of: the nappa leather AMG sports seats with multicontour backrests offer even better lateral support when cornering at speed. The instrument cluster with the 320-km/h speedometer scale and the ergonomic sports steering wheel with buttons for changing gear also form part of the AMG signature. The AMG steering wheel gearshift buttons allow you to select the gears yourself. Or you can let the sportily tuned AMG SPEEDSHIFT 5-speed automatic transmission change gears for you.





*Take a closer look at the AMG bodystyling: the dynamic AMG rear apron of the CL 55 AMG, with its black trim strip, and the AMG exhaust not only ensure sporty good looks – the latter also delivers an impressive sound*

*Pictured on the left: the sports steering wheel. The button allows you to change gear*

*Also part of the package: the AMG sports seats in nappa leather with the AMG logo. The multi-contour backrests on the front seats provide enhanced lateral support*





## Even if you value your independence, there are times when you need support


### **Constant dynamism: with Active Body Control (ABC)**

A drive in the CL-Class Coupé is a truly exhilarating experience, thanks, not least, to the active suspension system, ABC. Pitch and roll on bends and on uneven road surfaces, or when braking or accelerating, are virtually eliminated. This excellent dynamic handling is the result of the electrohydraulically controlled steel suspension and all-round self-levelling control. At the touch of a button you can change the damping and springing from sporty to comfortable. ABC is fitted as standard.

### **Keeping you on course: ESP® and BAS**

It's amazing what three little letters can do. ESP®, the Electronic Stability Program, helps you to master critical situations more effectively. If the car is in danger of skidding, the effect is countered by braking one or more of the wheels, depending on the situation. If necessary, the engine power is also reduced. Support also comes from Brake Assist (BAS). It recognises emergency braking situations and builds up the maximum braking force if you apply the brake too cautiously. This can significantly reduce stopping distances.











You don't need to be going anywhere to appreciate the comfort. Just get in

**KEYLESS-GO – no more need for an ignition key**

If you are carrying the electronic KEYLESS-GO key with you, the vehicle automatically unlocks when you take hold of the door handle. A small button on the door handle allows you to lock the door again. The engine is started or stopped using the start/stop button on the selector lever. KEYLESS-GO is available as an optional extra.

**Even easier access**

To make getting in and out of the vehicle easier, the doors move forward when they are opened, which means that they need less of an angle to open. The steering wheel also pivots upwards when you remove the key.

EASY-ENTRY makes access to the rear seats easier. When you fold down the backrest of the front seat, the whole front seat automatically moves forwards, and it returns to its original position when the backrest is raised again. The rear is fitted with comfortable individual seats, separated by a fold-down armrest.





*Even if you're not in the front row, you can be sure of excellent seats. The rear is fitted with generous-sized individual seats, upholstered in sumptuous leather*



### **Every seat has a multitude of talents**

In the old days, a seat was just a seat. Today it contains an active system which adapts perfectly to your body and remembers seat settings.

The Coupé is fitted with heated integral front seats with lumbar supports as standard. The components of the belt system are directly incorporated into the seat, which allows the belt to adjust automatically to the occupant's shoulder height. This means that you hardly notice the belt at all. Actively ventilated luxury seats are available as an option. Mini-fans in the backrest and seat cushion ensure a pleasant flow of air in hot temperatures.

### **The dynamic multicontour backrest**

In the CL 600 and in the CL 55 AMG the seats even tend the muscles in your back. This feature is available as an option for the CL 500. Pneumatically operated air cushions in the lower part of the backrest adapt to your body. At the touch of a button, you can set these air cushions to pulsate, protecting the vertebral discs and relieving tension in your back.





## Just concentrate on enjoying yourself. Let the Coupé do the rest

### **Cutting-edge climate management**

The automatic climate control, with its air quality sensor and activated charcoal filter, is highly sensitive and takes into account such factors as dust, the intensity and angle of the sun's rays and the number of passengers on board. The interior climate is adjusted accordingly – separately for the driver and front passenger.

### **COMAND: the communication expert**

The CL 500 and the CL 55 AMG are fitted as standard with the COMAND control and display system, which includes a radio and an MP3-compatible DVD drive (also for CDs). COMAND can be extended with further modules such as the TV tuner and the CD changer. The CL 600 is fitted with COMAND APS which includes a DVD navigation system with data on most European countries.

### **LINGUATRONIC: the Coupé speaks your language**

You don't have to take your hands off the wheel to use the mobile phone, the audio/video systems and now, for the first time, the navigation system. Your voice is all it takes. When LINGUATRONIC has been activated you can use the system, for example, to call up numbers from your phone book. It is available as an option in conjunction with a factory-fitted mobile phone.







**PARKTRONIC: parking made easy**

To make sure your CL-Class Coupé doesn't end up getting too close to other vehicles, PARKTRONIC is fitted as standard. The parking aid indicates in the display (shown here on the left) how much space is still available and provides an audible warning if the gap falls below a certain limit.

**Keep your distance: DISTRONIC**

Cruise control with a variable speed limiter is standard in the CL-Class. The optional proximity control system, DISTRONIC, helps you to keep a set distance from the vehicle in front in heavy traffic. Sensors register the distance and speed. If your distance from the vehicle in front decreases, acceleration is reduced or the vehicle is braked lightly. If the distance increases, the vehicle accelerates. If heavy braking is required, for example if you are approaching the end of a tailback, an audible warning is emitted. DISTRONIC operates in the 30 to 180-km/h range. Please note that, despite the assistance provided by DISTRONIC, it is important that you pay full attention to the surrounding traffic in all situations.







## The strong, silent type

### The safety structure: a modern-day fortification

Additional high-strength steel support members, crumple zones with crash boxes and an ellipsoidal bulkhead ensure that the safety passenger compartment is extremely robust. And if there is a danger of skidding, the Electronic Stability Program (ESP®) helps to stabilise the car by braking one or more of the wheels and adjusting the engine output. Features such as the optional tyre pressure monitoring system enhance safety levels still further. And to ensure the safety of the youngest passengers, ISOFIX child seat attachment points are available as an optional extra.

### The airbags: your personal bodyguards

The eight airbags on board (including sidebags and windowbags) are deployed selectively according to the type of impact. The front passenger airbag is inflated in two stages, depending on the severity of the front impact, offering the front passenger an appropriate level of protection. The car is also fitted with a roll-over sensor which, in certain roll-over situations, activates both windowbags and all of the belt tensioners.









## When you can shine this brightly, you don't need the limelight

### **The bi-xenon headlamps: watchful eyes**

Bi-xenon headlamps are standard on the CL-Class, providing a brighter and more precisely directed light than conventional headlamps. With the bi-xenon system, a gas-discharge lamp provides both dipped and main-beam settings. For the main-beam setting, the entire beam is used. When you switch to low beam, a shutter is interposed between the lamp and the lens, blocking off part of the beam to prevent oncoming traffic from being dazzled.

### **Indispensable for improved visibility: second sight as standard**

When the light starts to fade, and when it's raining or snowing, the headlamps come on automatically, provided the light sensor is activated. The Coupé even adapts to the light conditions in tunnels. Another equally practical feature is the rain sensor. It controls the windscreen wipers according to how heavy the rain is. When the rain eases off, the wipers are adjusted from permanent to intermittent wipe and then switched off. A new feature in the CL-Class is that the rain sensor also automatically triggers the closure of the tilting/sliding sunroof when it starts to rain. The Coupé even provides you with your own personal street lamps. As soon as you use the remote control to unlock the car or open the door from the inside, the ambient





## It's already perfect, but there's still room for a few personal touches

### Fulfilling your every wish

The CL-Class Coupé is already excellently equipped. But there are always a few optional extras, accessories or personal items which could make your journey even more pleasant.

As an optional extra, for example, you can choose actively ventilated luxury front seats – particularly pleasant on hot days. And in winter you may appreciate a heated multifunction steering wheel. Especially when you're manoeuvring out of a parking spot on a cold morning.

designo offers you an extensive range of exclusive paint finishes and interior appointments to help make your personal vision of "your" Coupé come true.

Our range of accessories offers you the choice between sporty and elegant light-alloy wheels, plus practical carrier systems and plenty of extras for the interior.

And once you've equipped your Coupé with everything you want, think about yourself for once and take a look at the Mercedes-Benz Collection, which includes an elegant chronometer.





*Opposite: the multi-piece 5-spoke light-alloy wheels from our range of accessories, with mixed-size tyres, 245/45 R 18 at the front and 265/40 R 18 at the rear*

*Above: the 18-inch hollow-spoke wheels with mixed-size tyres, 245/45 R 18 at the front and 265/40 R 18 at the rear, are available as an optional extra for all models (except the CL 55 AMG)*



*Below: the 18-inch AMG light-alloy wheels, painted in sterling silver and with mixed-size tyres (see above), are also available as an option*



*You can also refine your Coupé with designo: here you can see the two-tone leather combination in designo anthracite and designo dark brown.*

*Plus trim in, for example, designo red brown curly maple. The fine "Pearl" quartz chronometer with its stainless steel casing and crocodile-look leather strap is one of the Mercedes-Benz Collection classics.*

*The ski rack is part of an ingenious carrier system. Further roof-mounted carriers are also available for the Alustyle basic carrier bars*





*In the CL 600 the surround sound system (BOSE®) comes as standard. The system, with ten loudspeakers, a woofer and an amplifier, is available as an option for all other models*

*The TV tuner, from the range of optional extras, can be integrated into the COMAND control and display system*





*Here you can see a few more of the optional extras (from top left): the remote control for the auxiliary heater, KEYLESS-GO – the button on the selector lever which is used to start the engine. The mobile phone pre-installation with universal interface is integrated inside the centre armrest. The refrigerated compartment is accommodated in the centre part of the rear backrest.<sup>1</sup>*

*Practical: the remote boot lock in the driver's side door panel and on the boot lid. In combination with KEYLESS-GO, the right-hand button also activates the central locking. Bottom right: the control lever for the heated multi-function steering wheel<sup>1</sup>*

<sup>1</sup>Not available for the CL 55 AMG

# Standard equipment for the CL-Class

## *Selection*

---

5-speed automatic transmission with Touchshift

---

7-speed automatic transmission 7G-TRONIC (CL 500 only)

---

Active Body Control (ABC)

---

Adaptive brake lights

---

Airbags for driver and front passenger, plus sidebags and windowbags in front and rear

---

Ambient lighting in exterior mirrors

---

Automatic climate control with dust and activated charcoal filter

---

Automatic closing aid for doors and boot

---

Bi-xenon headlamps with headlamp cleaning system

---

Boot release from inside vehicle and via remote control

---

Brake Assist (BAS)

---

Central locking with remote control and interior switch

---

COMAND control and display system

---

Cruise control with SPEEDTRONIC variable speed limiter

---

EASY-ENTRY, electrical, left/right for easier access to rear

---

Electrically adjustable front seats with memory

---

Electrically adjustable steering column with memory

---

Electronic Stability Program (ESP®) including ABS and ASR

---

Emergency central locking release in the event of a crash

---

Folding head restraints in rear

---

Front armrest and fold-down rear armrest with compartment

---

Front seats with lumbar supports (not in CL 600 or CL 55 AMG)

---

Heated exterior mirrors, electrically folding, adjustable, with memory, and with parking position for passenger-side mirror

---

Heated seats for driver and front passenger

---

Interior mirror and driver's side exterior mirror automatically dimming

---

Leather upholstery (except for CL 600)

---

Light-alloy wheels

---

Light sensor

---

Metallic paintwork

---

Multifunction steering wheel

---

PARKTRONIC (parking aid)

---

Rain sensor

---

Speed-sensitive power steering

---

Tilting/sliding glass sunroof, automatically closes in rain

---

Trip computer, in instrument cluster

## Equipment variations and optional extras

<i>Equipment variations (selection)</i>	<i>CL 500</i>	<i>CL 600</i>	<i>CL 55 AMG</i>
Anti-theft alarm system (ATA)	●	□	●
COMAND APS: DVD navigation system	●	□	●
Garage door opener in interior mirror	●	□	●
Interior monitoring (only in combination with ATA)	●	□	●
ISOFIX child seat attachment points	●	●	□
Multicontour backrests for front seats	●	□	□
Pneumatically operated retractable rear head restraints	●	□	●
Sunblind for rear window, electric	●	□	●
Surround sound system (BOSE®)	●	□	●
Upholstery: Exclusive nappa leather	●	□	●
WAP mobile phone in front armrest	●	□	●
Wood/leather selector lever	●	□	●
Wood/leather steering wheel	●	□	–

□ standard equipment    ● available as an option    – not available

<i>Optional extras (selection)</i>	<i>CL 500</i>	<i>CL 600</i>	<i>CL 55 AMG</i>
18-inch hollow-spoke wheels	●	●	–
Auxiliary heater with remote control	●	●	●
CD changer	●	●	●
COMAND: TV tuner	●	●	●
DISTRONIC proximity control	●	●	●
Heated multifunction steering wheel	●	●	–
KEYLESS-GO	●	●	●
LINGUATRONIC (voice control system)	●	●	●
Luxury front seats (ventilated and heated)	●	●	●
Refrigerated compartment in rear backrest	●	●	–
Remote boot locking	●	●	●
Ski bag	●	●	–
Trailer coupling, manually folding	●	●	–
Tyre pressure monitoring	●	●	●

## Paint finishes and upholstery – the combination options

	<i>Leather<sup>1</sup></i>	<i>anthracite java</i>	<i>pebble beige<sup>2</sup> alpaca grey</i>	<i>Exclusive nappa leather</i>	<i>anthracite java</i>	<i>pebble beige<sup>2</sup> alpaca grey</i>
<b><i>Non-metallic paint</i></b>						
black	●	●	●	●	●	●
alabaster white	●	○	○	●	○	●
<b><i>Metallic paint</i></b>						
green black	●	○	●	●	○	●
obsidian black	●	●	●	●	●	●
tanzanite blue	○	○	●	○	○	●
flint grey	●	△	△	●	△	△
titanite red	●	○	●	●	○	●
travertine beige	●	●	●	●	●	△
cubanite silver	●	○	○	●	○	○
brilliant silver	●	△	△	●	△	△
andradite green	●	●	●	●	●	○
<b><i>Special paint</i></b>						
chalcedony blue	●	△	△	●	△	△

● recommended    ○ possible    △ not recommended


<sup>1</sup>The CL 55 AMG has nappa leather AMG sports seats

<sup>2</sup>Not available for the CL 55 AMG

**Non-metallic  
paint**




*040 black*




*960 alabaster white*

**Metallic paint**



*189 green black*



*197 obsidian black*




*359 tanzanite blue*



*368 flint grey*




*567 titanite red*



*693 travertine beige*



*723 cubanite silver*



*744 brilliant silver*



*816 andradite green*

**Special paint  
metallic**



*347 chalcedony blue<sup>1</sup>*

***Tougher clearcoat***

*This clearcoat is significantly more scratch-resistant than conventional paint and is characterised by a more durable sheen which is noticeably more intense. The secret of this protective coat is to be found in the countless tiny ceramic particles (each less than one millionth of a millimetre in size) which are integrated in the paint binding agent.*

*Both non-metallic and metallic paint finishes benefit from the more scratch-resistant clearcoat which makes them less susceptible to the effects of the weather and environmental conditions such as precipitation, sunlight, temperature variations, dust and soot.*

<sup>1</sup>Available as an option at no extra cost



## Wood



*burr walnut*



*733 chestnut<sup>1</sup>*

## Leather

*standard in the CL 500  
and CL 55 AMG<sup>2</sup>*




*271 (281) anthracite*



*274 (284) java*



*275 pebble beige<sup>3</sup>*



*278 (288) alpaca grey*

## Exclusive nappa leather

*optional extra,  
standard in the CL 600*



*571 (581) anthracite*



*574 (584) java*



*575 pebble beige<sup>3</sup>*



*578 (588) alpaca grey*

<sup>1</sup>Available as an option at no extra cost

<sup>2</sup>The CL 55 AMG has nappa leather AMG sports seats

<sup>3</sup>Not available for the CL 55 AMG

Codes for CL 55 AMG shown in brackets



## Technical data

	<i>CL 500</i>	<i>CL 600</i>	<i>CL 55 AMG</i>
No. of cylinders/arrangement	8/V	12/V	8/V
Bore/stroke (mm)	97.0/84.0	82.0/87.0	97.0/92.0
Total displacement (cc)	4966	5513	5439
Rated output (kW at rpm) <sup>1</sup>	225/5600	368/5000	368/6100
Rated torque (Nm at rpm) <sup>1</sup>	460/2700 – 4250	800/1800 – 3500	700/2750 – 4000
Acceleration from 0 to 100 km/h (s)	6.3	4.8	4.8
Top speed approx. (km/h)	250 <sup>2</sup>	250 <sup>2</sup>	250 <sup>2</sup>
Tyre size			
front	225/55 R 17	245/45 R 18	245/45 R 18
rear	225/55 R 17	265/40 R 18	265/40 R 18
Fuel	Premium	Super Plus	Premium
Fuel consumption (l/100 km) <sup>3</sup>			
urban (automatic transmission)	17.3 – 18.2	23.0	19.7
extra-urban (automatic transmission)	8.0 – 8.6	10.1	9.5
combined (automatic transmission)	11.4 – 12.1	14.7	13.2
CO <sub>2</sub> emissions (g/km) <sup>3</sup> (automatic transmission)	270 – 290	353	317
Kerb weight (kg) <sup>4</sup>	1810	2000	1920
Permissible gross vehicle weight (kg)	2340	2500	2420

<sup>1</sup> Figures according to Directive 80/1269/EEC, in the currently applicable version

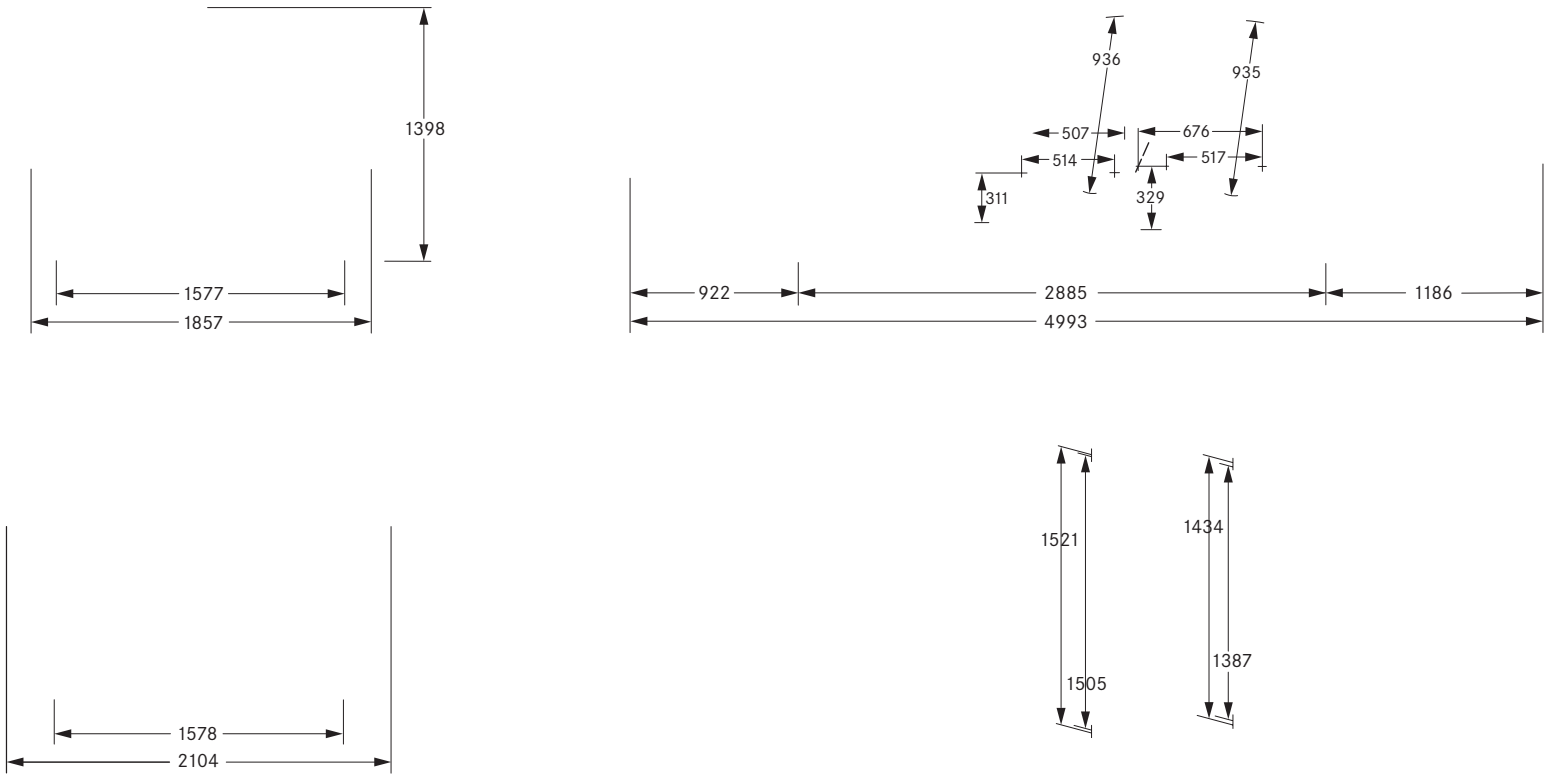
<sup>2</sup> Electronically governed

<sup>3</sup> The figures shown were obtained in accordance with the prescribed measuring process (Directive 80/1268/EEC in the currently applicable version).

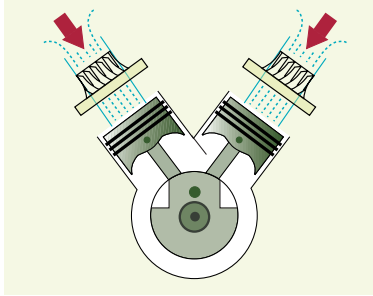
The figures are not based on an individual vehicle and do not constitute part of the product offer; they are provided solely for purposes of comparison between different vehicle models

<sup>4</sup> Figures according to Directive 92/21/EC, version 95/48/EC (kerb weight with fuel tank 90 % full, driver, 68 kg, and luggage, 7 kg)

for standard-specification vehicles. Optional extras and accessories will generally increase this figure and reduce the payload capacity accordingly



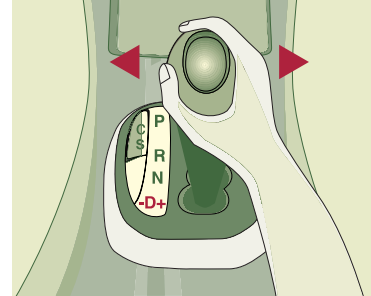
All measurements in millimetres. The dimensions shown are mean values and apply to standard-specification, unladen vehicles  
 Interested in learning more about this vehicle? You can find an interactive Owner's Manual on the internet at [www.mercedes-benz.de/betriebsanleitungen](http://www.mercedes-benz.de/betriebsanleitungen)



### V12 biturbo engine

The V12 biturbo engine is currently one of the most powerful of the Mercedes-Benz car engines. As a result of its two exhaust gas turbochargers and charge-air cooling, output and torque have been significantly increased. Noise emissions and engine vibration have also been reduced. To keep the weight of the engine as low as possible, the cylinder head covers are manufactured from diecast magnesium, while diecast aluminium is used for the crankcase. The 3 valves per cylinder and one camshaft per bank mean that the catalytic converter heats up more quickly, ensuring good emissions levels. Two large-volume catalytic

converters and a new fuel system were specially developed for the V12 engine. The pump only delivers the precise quantity of fuel required by the engine. The effect is not only lower consumption but also lower noise levels since there is less pressure on the generator.




### 5- and 7-speed automatic transmission

The 5-speed automatic transmission with Touchshift delivers extremely smooth gear changes and adapts to your driving style. Whether you prefer a sporty driving style or like to change gear early, your temperament determines the shift points. Even on gradients and inclines, the transmission allows smooth gear changes when manoeuvring or parking. Even more direct gear changes are offered by the new 7-speed automatic transmission 7G-TRONIC. The electronic transmission management system adapts to the given situation, making gear changes smoother and reducing consumption.




### ESP®

If your car is in danger of skidding, the Electronic Stability Program (ESP®) is instantly activated. The sensors recognise specific risks at an early stage (e.g. the fact that a wheel is spinning or is losing contact with the road). ESP® throttles back the engine torque and brakes one or more wheels in order to stabilise the vehicle.



### BAS

The electronic Brake Assist system (BAS) recognises emergency braking by the speed with which you apply the brake and builds up the maximum braking force, bringing the car to a standstill faster.

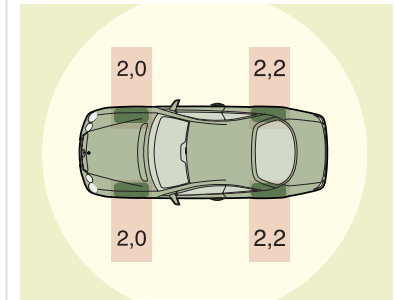


### ACTIVE BODY CONTROL ABC

The CL-Class's outstanding dynamic handling is largely down to the electronics and three components: the steel springs, the dampers and the hydraulics. The suspension is active rather than fixed, with hydraulic cylinders and plungers, allowing more power to be diverted to the springs. The effect: pitch and roll are significantly dampened.

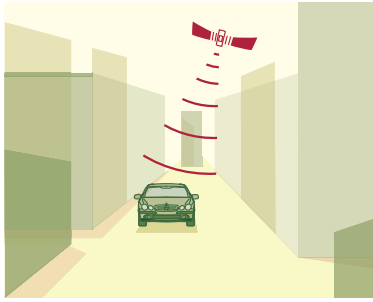
You can select between two suspension modes – comfort and sport – at the touch of a button. ABC also includes self-leveling all round, which allows the level of the body to be raised in two stages (24 mm or 49 mm) at the touch of a button, and automatically lowers the body when

travelling at speed. From a speed of 60 km/h, the body is slowly lowered from its standard position until, at approx. 140 km/h, it is 15 mm below the standard level. This reduces drag and increases ride stability.



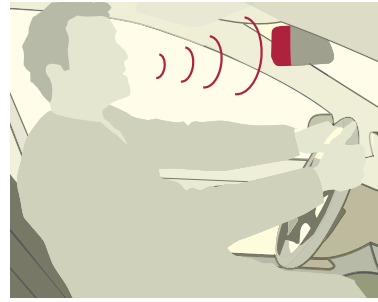
### Tyre pressure monitoring

The four tyre valves are fitted with highly sensitive electronics which measure tyre pressure and temperature when the vehicle is at a standstill and when it is on the move. The data is passed by radio signal to the control unit and shown in the multifunction display. If the tyre pressure falls, the display lights up yellow or red. Tyre pressure monitoring not only provides additional safety, it can also extend the life of the tyres.



#### **COMAND APS**


DVD navigation module for most European countries can be added to the COMAND control and display system to create COMAND APS. It works with the Global Positioning System, GPS. Enter your destination into the system, and COMAND APS works out the route. A voice or direction arrows in the display tell you which way to go. Dynamic route guidance is an additional service (available in Germany and some European countries), which uses radio bulletins to guide you around tailbacks where there is an alternative route.



#### **LINGUATRONIC**

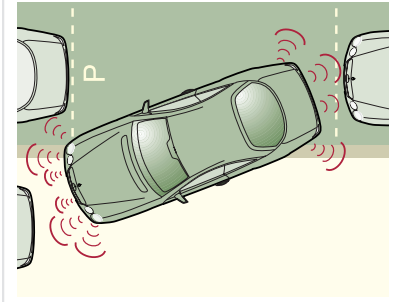
To operate the mobile phone and the audio/video and navigation system all you need is your voice and LINGUATRONIC. The system helps enhance safety since it allows you to keep both hands on the steering wheel.

If LINGUATRONIC is activated, you can use a selection of easy-to-remember commands to store numbers, for example, call up your telephone book and make calls. Many other functions, such as selecting a waveband and searching for a station, can also be voice-controlled. It is now also possible to enter destination details for the navigation system orally and to voice-control other functions.



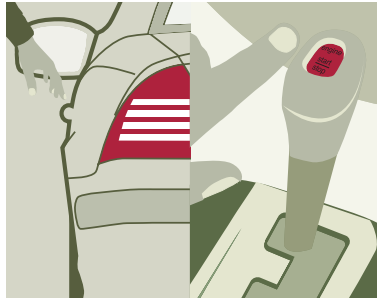
#### **DISTRONIC**

This proximity control system helps you to keep a set distance from the car in front (when travelling at a speed of between approx. 30 km/h and 180 km/h). A radar sensor registers your distance and speed relative to the vehicle up ahead. If it decreases, the engine output is reduced and, if necessary, the brake is applied. If the distance increases, the vehicle accelerates to the preset speed. The distance between the vehicles is indicated in the multifunction display. If heavy braking is required, an audible signal is also emitted.



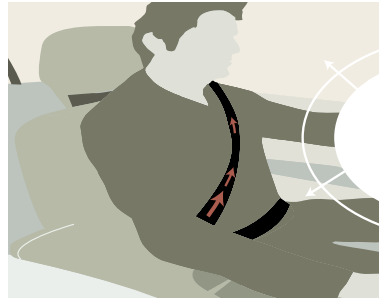
#### **PARKTRONIC**

This electronic system helps you to park and to manoeuvre your way out of a tight parking spot. Like a depth sounder, it sends out ultrasonic signals which are bounced back off obstacles in your vehicle's path. Displays in the interior show how close the vehicle is to a detected obstacle. Depending on the distance, yellow or red signals provide warnings. If the gap falls below a certain limit, PARKTRONIC also emits an acoustic warning.



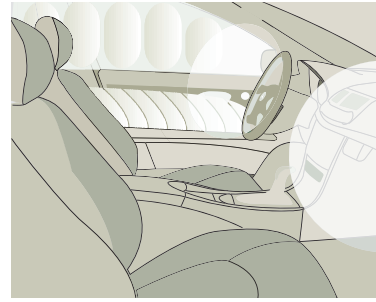
#### **KEYLESS-GO**

If you are carrying the electronic KEYLESS-GO key with you, all you need do is take hold of the door handle to open the door. No conjuring trick – it's all down to radio-frequency communication between the KEYLESS-GO key and the vehicle electronics. You don't even need to put the key in the ignition: the engine can be started and switched off using the stop/start button on the selector lever.



#### **Airbags and belt system**

The CL-Class is fitted with selective front airbags plus sidebags and windowbags, all of which are activated in accordance with the type and severity of a collision. In the event of a frontal collision the electronics deploy the front airbags in two stages, depending on the severity of the accident, offering the front occupants an appropriate level of protection. The sidebags provide increased protection for the chest area, while the windowbags offer protection for the head, expanding like a curtain between the A and C-pillars. Belt tensioners on the front and on the outer rear seats pull the belts taut against the body in fractions of a second in the



event of a frontal or rear-end collision of a specific severity. The belt force limiters increase occupant safety in a frontal collision by releasing the tension in a controlled manner once a set limit has been reached. The most important retention system is the seat belt. Airbags can provide additional protection, but are subject to complex activation criteria and are not, therefore, triggered in the event of every accident. Details can be found in the Owner's Manual or the "Seat Belts and Airbags" brochure, which can be downloaded as a .pdf file (in English only) at [www.mercedes-benz.com/airbag-brochure](http://www.mercedes-benz.com/airbag-brochure). You can also order copies from:

Mercedes-Benz Customer Assistance Centre, "Airbag brochure", PO Box 1456, 6201 BL Maastricht, Netherlands.



Our service is your gateway  
to the world



**[www.mercedes-benz.com](http://www.mercedes-benz.com)**

Step into the world of Mercedes-Benz on-line and find out more about the brand. From history in our virtual museum to the company's latest innovations, for example in the far-sighted field of fuel cell technology. Our technology glossary keeps you up-to-date with new developments. Or click through our model series from A to V, and take a look at the additional specials for each model. The directory of dealerships shows you where to find your nearest Mercedes-Benz dealer. Cars and culture? Mercedes-Benz is well-known for its cultural sponsorship programmes, so it's only logical that we also provide you with up-to-the-minute information on motor shows, exhibitions, international fashion trends, fashion weeks and sports events. There are also details of driver training programmes, which allow you to test your abilities. Have we awakened your interest in motorsport? Formula 1? On-line you can find all the latest results and news, and even order tickets. And of course we haven't forgotten the children. In Cedy's World there are

games, a forum where your children can meet others and plenty of opportunities to learn all about cars, technology and road safety. As you can see, the virtual world can sometimes be as exciting as the real one.

### **MobiloLife**

With MobiloLife, our mobility and warranty package, you can expect years and years of carefree driving. Whether you have lost your key, are having problems starting the car or have had a breakdown which cannot be repaired immediately, the mobility package ensures that you still reach your destination, in almost every country in Europe. Under certain circumstances we will even meet the cost of an airline ticket. And if help takes longer than expected, we will put you up in a hotel of your choice. But don't get too excited – after all it's very rare for a Mercedes to break down. Just call Mercedes-Benz on 00800 1777 7777 from almost any European terrestrial or mobile network and our Service 24 h team will assist you in your own language. Our staff are there for you around the clock, 365 days a year. Your vehicle documents provide details of the alternative phone numbers for each country. MobiloLife will also help if you bring your car in for more major warranty or policy repairs. MobiloLife is valid for a

period of two years after initial registration. Its validity is extended every time your vehicle is serviced at a Mercedes-Benz service centre and remains valid until the next service is due. For up to 30 years. It even includes a warranty against rusting through from the inside. For more detailed information on MobiloLife, see your vehicle documents.

### **MercedesCard**

There's a wealth of experiences to enjoy when you're not sitting at the wheel of your Mercedes-Benz. Owning a MercedesCard is all it takes. It acts as your ticket to the world of Mercedes-Benz and doubles as a practical credit card.

The MercedesCard Journal contains details of a selection of sporting, cultural and travel events, put together especially for you. Information is available on 00800-62 00 31 90 in Germany, 0800-55 79 84 in Switzerland and 0800-20 65 65 in Austria.

### **DaimlerChrysler Bank – financial services**

If you have already set your heart on your dream Mercedes and want to remain flexible in financial terms, our leasing, financing and insurance packages could be exactly what you're looking for. The on-line calculator allows you to work out your monthly payments for yourself. In addition to individually geared financial services, we can also offer you tailor-made investment products. For further information, phone: 0 18 03-32 22 65 (9 ct/min) or 0 18 03-DC Bank (9 ct/min) or visit: [www.daimlerchrysler-bank.com](http://www.daimlerchrysler-bank.com)





Mercedes-Benz



#### Take-back of end-of-life vehicles. Coming full circle

At the end of its long life, you can return your CL-Class Coupé to us for environment-friendly disposal in accordance with the EU End-Of-Life Vehicle Directive.<sup>1</sup>  
But that day lies a long way off.

<sup>1</sup>Applies in accordance with national regulations to vehicles up to 3.5 t permissible gross weight.

The CL-Class Coupé has met the statutory regulations governing the suitability of the vehicle's design for reuse and recycling for a number of years now.

A network of vehicle take-back depots and dismantlers has been established which will process your vehicle in an environment-friendly manner.

The ways in which both vehicles and parts can be recovered are subject to ongoing development and improvement. Consequently, the CL-Class Coupé will be able to comply with any future increases in the recycling quota within the stipulated time limits. For further information, please call 00800 1777 7777.

Please note: changes may have been made to the product since this brochure went to press (08.08.2005).

The manufacturer reserves the right to make changes to the design, form, colour and specification during the delivery period, provided these changes, while taking into account the interests of the vendor, can be deemed reasonable with respect to the purchaser.

Where the vendor or the manufacturer uses symbols or numbers to describe an order or the subject of an order, no rights may be derived solely from these.

The illustrations may show accessories and items of optional equipment which are not part of standard specification.

Colours may differ slightly from those shown in the brochure, owing to the limitations of the printing process.

This brochure is distributed internationally. However, information given regarding statutory regulations,

legal requirements and taxation applies to the Federal Republic of Germany only at the time of going to press.

Please consult your Mercedes-Benz dealer about regulations and their effects in other countries, and for final details.