



CL-Class

Mercedes-Benz

“Our philosophy is very simple.
We give our best for people who expect the best.”

Dr Dieter Zetsche

| | | | |
|------------------------|----|------------------------|----|
| The CL | 03 | My CL | 60 |
| AGILITY | 08 | EQUIPMENT | 62 |
| BlueEFFICIENCY | 10 | CL 500 | 64 |
| V8 engine | 12 | CL 500 4MATIC | 66 |
| V12 engine | 14 | CL 600 | 68 |
| Transmission | 16 | Standard equipment | 70 |
| Chassis and suspension | 18 | Light-alloy wheels | 72 |
| 4MATIC all-wheel drive | 20 | Optional extras | 76 |
| <hr/> | | <hr/> | |
| COMFORT | 22 | designo | 80 |
| Cockpit | 24 | <hr/> | |
| Seating comfort | 28 | COLOURS AND MATERIALS | 84 |
| <hr/> | | Paint finishes | 86 |
| SAFETY | 34 | Upholstery and leather | 88 |
| Safe driving | 36 | Wood | 89 |
| Night View Assist | 38 | Possible combinations | 90 |
| In the event of danger | 40 | <hr/> | |
| PRE-SAFE® system | 42 | TECHNICAL DETAILS | |
| In an accident | 44 | Technical data | 92 |
| <hr/> | | Dimensions | 93 |
| AMG | 46 | <hr/> | |
| CL 63 AMG | 48 | SERVICES | 94 |
| CL 65 AMG | 54 | | |
| AMG Sports package | 58 | | |

Good, better, best: that's as far as it goes, the grammar books say. We beg to differ

The CL. A masterpiece from Mercedes-Benz

The coupés with the three-pointed star have always had a particularly attractive and compelling character. They embody our traditional refusal to compromise and our passionate belief that the best can be made even better. Proof that this is possible is provided by the CL. The lines are everything you would expect from a Mercedes-Benz: breathtakingly elegant, yet exceptionally dynamic. In fact, even those who are used to the best will be astonished by its advanced technology and high level of comfort. But then, improving on the best has always been part of the Mercedes-Benz philosophy.









The CL





You'll be carried away. Even when it's standing still

The design of the coupé: the shape of thrills to come

The form of a coupé is usually dominated by the front and rear pillars linked by the powerful arch of the roof. In the case of the CL, this is just one of many exciting styling characteristics. Indeed, its entire design idiom is an irresistibly eloquent invitation to take the wheel. Even at first glance, the CL seems to hug the road, ready to deliver an exceptional driving experience.

The impressive radiator grille and the high-tech lights give the front section its unmistakable identity, while the muscular contours of the wings dominate the side view. A rising feature line sweeps across the flanks of the vehicle and merges with the characteristic roof line before continuing on to the rear lights which wrap round into the elegant, yet powerful rear.

Styling as dynamic as this inevitably raises expectations about performance. A look under the distinctive, long bonnet confirms the presence of a powerplant which is eminently worthy of a coupé like the CL. We, meanwhile, have our sights set firmly on the drive technologies of tomorrow – turn the page to find out just why it will always be worth taking a look under the bonnet in the future, too.

BlueEFFICIENCY – innovations for efficient mobility

For us, protection of the environment has always been about action rather than words. It's something we care about passionately – not least because, as the inventor of the motor car, Mercedes-Benz has a special responsibility. Today, thanks to our long-standing commitment to this cause, we are able to offer you no fewer than 66 models with which you can reduce your impact on the environment – without forgoing safety, comfort or driving pleasure.

Our innovations for efficient mobility, as well as the optimised processes along the value-added chain, are grouped together under the name BlueEFFICIENCY. They take different approaches, but have a common goal: to make individual mobility as sustainable as possible.

The BlueEFFICIENCY measures – the Mercedes-Benz efficiency package. BlueEFFICIENCY stands for integrated vehicle optimisation measures which keep fuel consumption as low as possible and so reduce the burden on the environment. In every model, the most efficient engines are combined with optimised aerodynamic and energy-management measures such as intelligently controlled ancillary units, tyres with reduced rolling resistance, the ECO start/stop function, lightweight construction and aerodynamically optimised body design. Together, these measures lead to remarkable savings: fuel consumption and, therefore, CO₂ emissions are reduced by up to 23 %.

BlueTEC – the clean diesel. Mercedes-Benz has brought to the market BlueTEC diesel technol-

ogy which is based on common rail direct injection (CDI). It combines optimised combustion with a modular exhaust gas emission control system. This makes BlueTEC a particularly clean diesel technology as it not only removes 95 % of the particulates from the exhaust gases, but also reduces nitrogen oxides by up to 90 %. At the end of the process, all that's left is water, harmless nitrogen and the good feeling you get from knowing that you've reduced the burden on the environment

HYBRID – the intelligent combination of a petrol engine and an electric drive. Everything's easier with the help of a team that works well together. HYBRID technology is an outstanding example. During braking, the electric motor functions as a generator, converting the kinetic



The BlueEFFICIENCY measures reduce fuel consumption and CO₂ emissions significantly



BlueTEC filters out up to 95 % of the particulates and converts up to 90 % of the nitrogen oxides into harmless nitrogen

energy into electrical power which is stored in the battery. If necessary, this power is fed back to the electric drive in order to support the petrol engine during acceleration. What's more, when the speed falls below 15 km/h, the electronics switch the petrol engine off. In this way, a HYBRID consumes up to 20 % less fuel. Which means a reduced impact on your wallet as well as on the environment. Perfect teamwork, in fact.

BlueTEC HYBRID – the clean diesel technology combined with an electric drive. BlueTEC HYBRID technology combines the benefits of a HYBRID drive system with those of BlueTEC: during braking, the kinetic energy is converted into electrical energy which can be used by the vehicle's drive system when required. At the

same time, the BlueTEC technology treats the exhaust gases and removes most of the pollutants.

Innovative drive systems which forge new paths. Concept BlueZERO F-CELL, E-CELL and E-CELL PLUS. With its Concept BlueZERO, which is close to production maturity, Mercedes-Benz has developed three more drive concepts using an electric motor and a battery for energy storage: in the first of these, E-CELL, the electric motor is powered exclusively by a battery; E-CELL PLUS has a battery and a combustion engine (range extender) while F-CELL uses a fuel cell to generate its electric power.

But our efforts are not restricted to the development of new drive technologies: under the banner "Design for Environment" we also look at the

vehicle's entire life cycle – from planning to recycling. The same applies to the building and operation of new plants. Moreover, Mercedes-Benz is involved in the development of alternative fuels and in the research discipline of bionics. So as well as getting you to your destination, our BlueEFFICIENCY models help to move environmental protection forward, too.

Further information about our integrated measures can be found at:
www.mercedes-benz.com/blueefficiency



HYBRID technology cuts your fuel consumption by up to 20 %



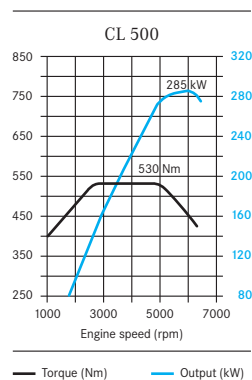
BlueTEC HYBRID combines clean diesel technology with an electric drive and will be available from 2012

Powerful and discreet. The best of both worlds

Immense power with a hushed sound: the V8 with improved air supply

Driven with moderation, the CL 500 is characterised by an understated engine note which does nothing to betray its remarkable power reserves. It seems scarcely possible that a 285 kW engine with a maximum torque of 530 Nm and the ability to accelerate the CL 500 from 0 to 100 km/h in 5.4 seconds is at work here.

Compared with the predecessor model, power has been increased by 25 %, while emissions have been reduced. The key to this win-win situation is to be found in the optimised air supply: our engineers have used sensors to bring about a significant improvement in airflow in the intake and exhaust ducts.



CL 500
The optimised air supply ensures maximum torque and power



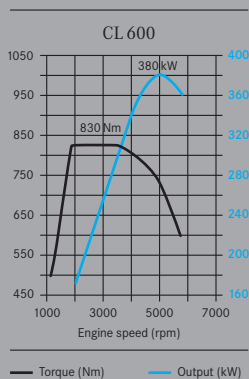


4.6 seconds. Need we say more?

The V12 biturbo engine: effortless acceleration


Behind the breathtaking acceleration of the CL 600 lies its highly advanced engine technology. Our top powerplant, the V12 biturbo, is now even more athletic. Its output and torque have been increased from 368 kW and 800 Nm to 380 kW and 830 Nm respectively.

Then there's its outstanding responsiveness: the V12 biturbo develops its maximum torque at just 1900 rpm and maintains it all the way through to 3500 rpm. The two exhaust turbochargers and the intercooling system are the key factors which enable the CL 600 to deliver such superb performance. In order to save weight, the cylinder heads are made from pressure-diecast magnesium. Airflow is improved by the use of three valves per cylinder, with dual ignition ensuring optimum combustion.



CL 600

The enhanced V12 biturbo engine's output and torque are up by 12 kW and 30 Nm respectively





We've stepped up a gear or two. Putting our technology even further ahead

Improved acceleration and lower fuel consumption: the 7G-TRONIC automatic transmission

The 7G-TRONIC automatic transmission (available for the CL 500) also helps to optimise vehicle performance. This seven-speed automatic transmission makes for smaller shifts in engine speed which translate into faster gear changes. These, in turn, result in a combination of particularly responsive performance and powerful acceleration which delivers not only increased driving pleasure, but greater comfort, too, thanks to the fact that the gear changes are almost imperceptible. The seven ratios also reduce the average engine speed, thereby helping to cut both average fuel consumption and the noise level.

You can choose between three drive modes: Comfort, Sport and Manual. In Manual mode you can change gear using steering-wheel shift paddles. The current gear is always displayed in the instrument cluster.



7G-TRONIC
40 years of expertise in the field of transmission construction, over eleven million automatic transmission units produced: It's all been leading up to this



DIRECT SELECT
Briefly moving the selector lever is all it takes to select the gear range



How to combine a comfortable ride with great dynamism. And vice versa

Active Body Control ABC suspension system for outstanding roadholding

Fast reactions are also one of the great strengths of the latest-generation Active Body Control ABC system, which adjusts dynamically to the condition of the road to ensure first-class roadholding (standard on all models apart from CL 500 4MATIC where AIRMATIC is standard). This not only results in outstanding handling dynamics with optimum ride comfort, but also offers an even greater degree of safety.

The system uses a combination of high-pressure hydraulics, sophisticated sensors and powerful microprocessors. Pitching and rolling movements of the body are reduced significantly in all driving situations, most noticeably when cornering. For a particularly dynamic driving experience, the speed-sensitive ride-height control lowers the body of the coupé by up to 10 mm at speeds from 60 km/h. The resulting reduction in drag also helps to cut fuel consumption.

What's more, the Sport switch allows you to adjust the suspension set-up manually without having to change the engine response characteristics. It is situated between the instrument displays.



Active Body Control (ABC)

The ride height can also be adjusted manually when negotiating a particularly poor road surface or when required by the vehicle's load status



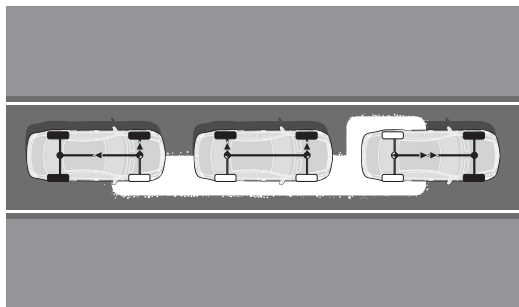
The suspension

The ABC suspension struts with hydraulically controlled pistons deliver excellent ride comfort


You'll even look forward to bad weather

4MATIC with 4ETS delivers an even safer driving experience

4MATIC permanent all-wheel drive distributes the engine torque between all four wheels and provides even greater traction and handling safety. The Electronic Stability Program ESP[®] is optimised to support 4MATIC and provides a near real-time feed of measured data to the electronic traction system 4ETS. 4ETS then applies precisely controlled amounts of braking pressure to any wheel or wheels at risk of spinning. By working in concert with the 4ETS and ESP[®] dynamic handling control systems, 4MATIC is able to improve traction, especially on unstable surfaces, in the wet, on ice or in snow. The CL 500 4MATIC is furthermore equipped with the innovative 7G-TRONIC automatic transmission and the AIRMATIC damping system as standard.



The 4ETS electronic traction system automatically transfers the drive torque to the wheels with the best road adhesion when the need arises and thus provides greater directional stability, even when the weather or road conditions are poor





The CL: made to fit you perfectly

Fine materials, tailored forms and an elegantly shaped centre console

Just like a bespoke suit of the finest quality, the CL is a precisely co-ordinated mix of the very best materials. You can choose one of five colour combinations for the interior – the appointments shown here are in sahara beige leather. The top-grade leather and the exquisite, hand-crafted look of the chrome highlights bear the unmistakable signature of our designers. Fine wood is also used to impressive effect inside the CL.

Available in a choice of four different varieties, it can be found on the door and rear side panels as well as on the full-length centre console, an object lesson in harmonious and coherent design which underlines the spacious character of the interior.

Whichever interior appointments you choose for the CL, you can be sure that they will create a harmonious whole.



Centre console design
The full-length centre console, shown here trimmed in fine burr walnut, emphasises the spacious character of the interior



Relax, you're in COMAND

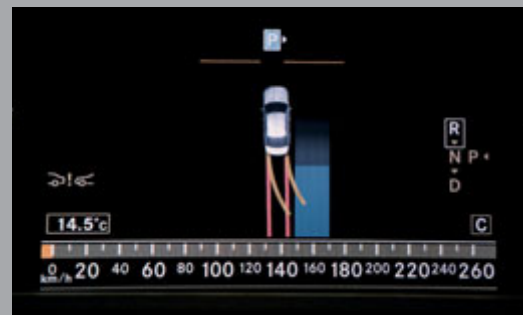
COMAND with the Controller and the reversing camera make things much easier

Clearly laid-out controls make many tasks easier and driving safer. It was with this in mind that we developed the COMAND control and display system. The COMAND display, a high-resolution 8-inch TFT colour screen, is situated next to the instrument cluster in order to bring it even further into your field of vision.

COMAND is operated by means of the COMAND Controller – a rotary/pushbutton control situated on the front edge of the armrest. This allows you to access the COMAND menus in which you can quickly and easily adjust the settings of various systems, such as the standard-fit THERMATIC automatic climate control as well as the multi-contour seats (standard for the CL 500 4MATIC) or the ambient lighting (both available as optional extras for the CL 500).

Video images supplied by the optionally available reversing camera can also be viewed on the COMAND display. The camera is integrated in the boot lid handle and is activated when reverse gear is engaged. The image from the camera shows the area immediately behind the vehicle for increased safety when reversing.

In addition, Mercedes-Benz offers the optional automatic Parking Guidance function with radar-based measurement of the parking space. This system determines the length of parking spaces arranged parallel to the road as you drive past them, and shows them on the multifunction display as a symbolic representation. A blue icon indicates that the space is large enough.



Parking Guidance system

The yellow guide line on the display indicates the required steering angle and the red line the current angle. When the two coincide the displayed guide line turns green. An audible warning indicates when the driver needs to countersteer







Navigation screen displaying a map with a red route line. Labels include "Parque de Anafiel Rey" and "Calle de Montearagon".

Steering wheel controls including a circular button with a plus sign (+), a minus sign (-), and icons for voice search and phone connectivity.

Central analog clock on the dashboard.

Dashboard controls including buttons for "AUTO", "MAX", "O/REST", and "REAR".

Phone calls, seat adjustment, navigation. In the past you'd have needed several pairs of hands

The COMAND control and display system: just what you need for relaxed driving

COMAND comprises the COMAND Controller and a high-resolution 8-inch TFT flat colour screen. Even the multicontour seats (standard in the CL 500 4MATIC) can be adjusted with COMAND. The COMAND function buttons allow you to control the audio systems, the telephone and the navigation system.

In the CL 600 (and optionally for the CL 500) COMAND is extended to include the APS hard-disc navigation function. This means that the CD player is left free for the audio and video systems.

COMAND can be extended with the optional Front Seat Entertainment package (standard

for CL 600) with a Harman Kardon® Logic 7® surround sound system featuring 13 loudspeakers, a subwoofer and a 6-disc DVD changer. This package also includes SPLITVIEW which allows different sets of video content to be viewed simultaneously by the driver and front passenger on the same display.

The standard-fit telephone keypad is concealed under the handrest of the COMAND Controller. A mobile phone can be included with the system as an option.

For the ultimate in ease of operation, the optional LINGUATRONIC voice-operated control

system (standard for CL 600) allows you to adjust the radio volume or use the phone without even lifting a finger.

The iPod® Interface Kit, which is available from the range of Mercedes-Benz genuine accessories, makes it particularly easy to take your favourite music with you when you're on the move. A special socket fitted in the glove compartment connects your iPod® to the audio system of the CL. To operate the iPod® during the journey, you simply use the multifunction steering wheel and the multifunction display.

COMAND Controller
Navigation through the menus is made easy by the pushbutton/rotary control and the function buttons. The keypad for the optional telephone is concealed under the oval compartment





Coupés are usually designed for individualists. Ours has space for four of them

First-class seating comfort and a perfect travelling climate for four occupants

Many coupés lack room to move, but the CL has plenty of space, including in the rear. You will enjoy maximum headroom and legroom as you relax in luxurious single seats. And getting in and out of the back of the CL has never been easier thanks to the EASY-ENTRY system.

The optimised folding mechanism ensures that the front seats return to their original position automatically when they are folded back without the lever having to be operated.

Driver and front passenger can enjoy even greater pampering. Even the standard-specification seats with a 4-way adjustable lumbar support in the CL 500 offer a very high level of com-

fort. You can raise this even further by specifying climatized seats (standard for the CL 600) which are ventilated and heated. As an alternative to the multicontour seats, active multicontour seats with a dynamic function which can even massage your back are optionally available for the CL 500 (standard for the CL 600).

The standard-fitted THERMATIC automatic climate control system, incorporating highly sensitive technology, further enhances comfort, providing separately controlled temperature zones for the driver and front passenger sides, including the front footwells.

Handcrafted leather
Hide and chic: high-quality
PASSION leather with fine
topstitching



For most people, well-being is just a feeling. For us it's all about leading-edge technology

Individually adjustable seats that are kind to your back

An ergonomically designed seat on the outside with extremely advanced technology on the inside: the driver and front passenger seats in the CL adapt to fit your body perfectly, providing outstanding levels of comfort and safety. The CL 500 has front seats with a 4-way adjustable lumbar support fitted as standard, while the front passenger seat additionally incorporates a PRE-SAFE® positioning function. In critical driving situations, the seat is automatically adjusted into a more favourable position. To further enhance comfort, the optional climatised seats can be ventilated or heated to the

desired level, while the multicontour seats now also allow the shoulder region of the backrest and the side bolsters to be adjusted in addition to the air chambers in the lumbar region. The individual zones can be adjusted precisely using COMAND.

The active multicontour seat with dynamic function also has air cushions in the side bolsters and the seat cushion. These provide optimal lateral support when you are cornering at speed or responding to hazardous situations and thus enhance driving enjoyment as well as safety.

This seat is furthermore equipped with a massage function: tiny air chambers and four programmes create a rolling motion which stimulates the muscles.

The climatised and active multicontour seats with dynamic function are fitted as standard for the CL 600 and are available as an optional extra for the V8 models.



COMAND seat adjustment
COMAND allows you to adjust the different zones of the multicontour seat precisely

The active multicontour seat incorporates intelligent technology that is also kind to your back











THE INTEGRAL SAFETY CONCEPT
FROM MERCEDES-BENZ

A theory which can save lives in practice

The integral safety concept from Mercedes-Benz

If there is one area more than any other that drives us to produce consistently impressive results, it is researching new safety technologies. We led the way in this field back in the fifties when we developed the passenger safety cell – a Béla Barényi invention. This legendary pioneer of vehicle safety was not alone in his achievements: many of our engineers at the time came up with ground-breaking ideas. One of them was Rolf Maier.

To facilitate fast and cost-effective crash-testing of the steering and restraint systems, Maier and his engineering colleagues created a special sled which was designed to be driven against a wall at high speed. They also came up with a simple yet brilliant solution for the impact-absorbing zone in this test: gherkin tins from the factory canteen. This is a classic example of the creative spirit shown during those early pioneering years.

But however fondly we like to look back, our attention is very much focused on the future – as our vision of accident-free driving illustrates. Today we are closer than ever to our goal – thanks to the integral safety concept from Mercedes-Benz. It divides car safety into three phases. During the journey, the vehicle helps the driver to identify critical situations promptly and handle them safely. In the second phase, in the event of danger, numerous preventive measures can be activated to reduce the risk of injury. In the event of an accident, the occupants can benefit from effective, tailored protection provided by the comprehensive range of passive safety systems. Also very important is the fact that after an accident, too, a Mercedes is well prepared to provide help such as making it easier to rescue the occupants.





Complete peace of mind is the best method of accident prevention

Keeping relaxed at the wheel can nip danger in the bud

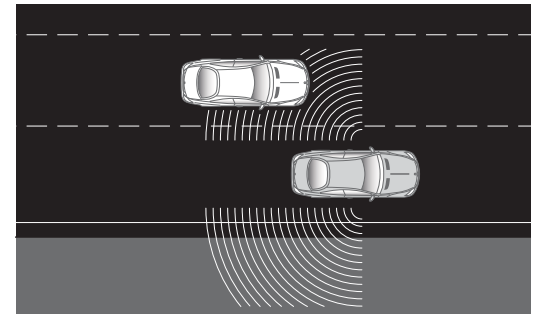
The majority of accidents start long before the actual collision: with a lapse in concentration, poor visibility or an unexpected hazard. The CL is therefore fitted with safety equipment which promotes relaxed driving and helps you to bring critical situations under control.

Firstly, there is the ergonomically designed interior in which each switch and each function is easy to use. In addition, intelligent systems such as COMAND or the optional enhanced LINGUATRONIC voice-operated control system allow you to keep your hands on the wheel. Driver stress is also reduced by the climate control system, comfortable seats and fine-tuned suspension.

There are over 60 electronic aids to help you by giving warnings – as in the case of the tyre pressure monitoring system – or providing assistance when needed. Perhaps the most important of all is the Electronic Stability Program ESP®.

This system, which can stabilise the car if there is a risk of skidding, was first seen in a Mercedes. Brake Assist (BAS) and the optional BAS PLUS system are also becoming increasingly intelligent and can now reduce the stopping distance by a considerable amount when it matters most. And with the optional DISTRONIC PLUS on board, the driver is also warned when heavy braking is required, should the situation become serious. Additional driver support is provided by the optional Blind Spot Assist feature which can reveal hidden dangers: it alerts the driver as soon as an overtaking vehicle has been in the blind spot for three seconds.

Furthermore, the optional Night View Assist enables you to detect obstacles at an earlier stage in the dark. It is therefore fully in keeping with the Mercedes-Benz safety philosophy of preventing accidents from occurring in the first place.



Blind Spot Assist

Radar sensors monitor the zones to the side of and behind the vehicle. If the direction indicator is activated and another vehicle is detected in the monitored zone, a visual and audible warning alerts the driver

We can't turn night into day. But we're getting extremely close

Drive safely: with Night View Assist, the Intelligent Light System and DISTRONIC PLUS

The optional Night View Assist system makes it easier for you to recognise obstacles, even when you are being dazzled by oncoming traffic. Infrared headlamps illuminate the road ahead with infrared light which is invisible to the human eye. The image is picked up by an infrared camera and is shown as a greyscale picture on the instrument cluster's multifunction display. This picture, which resembles the view through the windscreen when the headlamps are on in main-beam mode, makes it easier for you to see when visibility is poor, but does so without dazzling other road users.

The CL supports you with the standard-fit Intelligent Light System which includes bi-xenon headlamps along with the active light function, motorway mode and integrated cornering light function.



It adapts itself in line with the current driving situation; the extent to which the road is illuminated can be almost doubled, depending on the radius of the curve/corner.

The optional DISTRONIC PLUS proximity control system is a further innovation that provides effective assistance while you are driving. Improved sensor systems adjust your proximity to other traffic automatically, anywhere in the speed range from 0 to 200 km/h, and apply the brakes smoothly with a deceleration of up to 4 m/s^2 as soon as your car starts to get too close to the vehicle in front. If necessary the car is braked to a standstill. To move off again, just pull the cruise control lever towards you or lightly depress the accelerator. The DISTRONIC PLUS system therefore allows more relaxed driving – whether it be in stop-and-go traffic or on the motorway.

DISTRONIC PLUS

A display in the instrument cluster allows you to see at a glance how close you are to the vehicle in front





Navigation screen showing a night-time road view with a car icon and a speedometer at the bottom. The speedometer shows a range from 0 to 200 km/h. The temperature display shows 6.5°C. The screen also displays 'D', 'P', and 'R' indicators.

ABC
off
P/A

Navi Audio Tel Video Fahrzeug
T-MOBILE 0000
• SWR2
2• SWR1 BW
19• sunshine
3• SWR3
5 SWR2
Radio Speicher FM

Why should a few seconds matter? For Mercedes, they are the difference between an accident and outstanding protection

The PRE-SAFE® system can prepare the car for a possible accident

Mercedes-Benz presented the PRE-SAFE® system in 2002 with one particular objective in mind: the valuable seconds which precede an accident usually elapse unused. The PRE-SAFE® system is designed to make effective use of them. The ESP® and BAS sensors identify critical driving situations, such as strong oversteer or understeer, critical steering movements, panic braking or emergency braking.

The PRE-SAFE® electronic system evaluates this information and, if a typical dangerous situation is detected, initiates preventive measures to protect the occupants.

The CL is equipped with an improved version of the PRE-SAFE® system and now has an even more comprehensive range of reactions. The vehicle can now also use input from the environment-sensing system of DISTRONIC PLUS (optional extra) in order to identify critical situations even more effectively.





If a dangerous situation is detected, the front side windows and sliding sun-roof can be closed, the front passenger seat adjusted into a more favourable position and the air chambers in the side bolsters of the optional multi-contour seats inflated. Seat inflation positions the occupants more firmly in their seats, so that they follow the vehicle's movements more closely.

The PRE-SAFE® Brake system can also provide assistance. In order to reduce the impact speed and, as a consequence, the severity of an accident, when a risk of collision is detected, drivers receive not only a warning they can see and hear, but one they can feel too. For the first time, the car can be decelerated by up to 4 m/s^2 thanks to precisely calculated brake intervention. These various measures taken by the PRE-SAFE® system illustrate Mercedes-Benz's commitment to enhanced road safety based on innovative technologies.

By the time you react, the CL has already been hard at work for some time

The PRE-SAFE® Brake system makes use of precious seconds

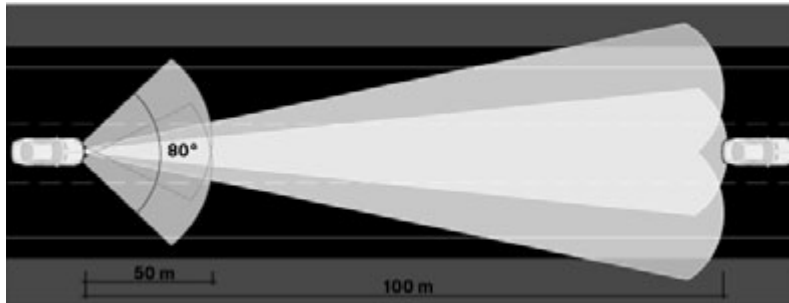
The optional DISTRONIC PLUS system is further enhanced by the PRE-SAFE® Brake system in the CL. This system uses the valuable fractions of a second before a potential impact. Sophisticated radar sensors help ensure earlier detection of danger and a precisely targeted response. A key factor is the 24-GHz short-range sensor which can monitor the area directly ahead of the car (up to 30 m) with pinpoint accuracy.¹

If a collision risk is identified, the system does more than just give the driver audible and visible warnings: the PRE-SAFE® Brake system is activated automatically.

The maximum rate of deceleration of 4 m/s^2 allows impact speed and accident severity to be reduced substantially. The PRE-SAFE® Brake system can be activated and deactivated as required from the central display.

In an emergency stop from 50 km/h or higher, the brake lights flash to warn the drivers behind. If the vehicle comes to a stop after emergency braking from more than 70 km/h, the adaptive brake light system activates the hazard warning lights automatically.

¹ The 24-GHz short-range sensor is automatically deactivated in the vicinity of radio astronomy facilities



DISTRONIC PLUS, BAS PLUS and PRE-SAFE® Brake use radar sensors for precise monitoring of the area immediately in front of the vehicle



When it comes to the crunch, trust a Mercedes-Benz to soften the blow

Restraint systems and a passenger safety cell designed to protect you and others in the event of an accident

Mercedes-Benz has also been a pioneer in the field of passive safety from the outset. For example, it introduced the first 3-point static seat belt in 1968.


The CL of today, meanwhile, is equipped with eight airbags, including two windowbags whose protection zone covers virtually the entire area of the side windows. A great deal of development work has also gone into the deployment sensors

for the front airbags, one of the results being the occupant classification system which adjusts the performance of the restraint systems to an appropriate level for the front passenger.

This area – namely adapting the performance of the restraint systems to the actual accident scenario – is one of many in which we have set trends on the safety front. Moreover, the side-

bags and the windowbags are controlled by pressure sensors. If the door deforms due to a side impact, the increase in air pressure between the door panelling and the interior of the door is registered by the sensors so that the control unit can trigger the sidebags and windowbags accordingly.









Precision is the hallmark of AMG, passion is its driving force

Mercedes-AMG: the motorsport specialists

“One man, one engine” – this philosophy embodies the sense of passion and commitment which strikes anybody who visits the facility in Affalterbach where the AMG engines are crafted. Because each engine – from the installation of the crankshaft to the filling of the oil – is the responsibility of a single experienced engineer. As a result, this specialist unit is able to ensure the highest quality and reliability for its products. And just so you know who was responsible for the powerplant of your AMG Mercedes, the engine is fitted with a plate bearing the signature of its creator.

Mercedes-AMG has a long tradition of precision engineering. More than 40 years ago, company founders Hans Werner Aufrecht and Erhard Melcher turned their passionate interest in automotive engineering into a business: they brought motorsport to the road. Today, AMG creates not only high-performance engines, but also entire vehicle concepts designed to underline the sporty dimension of a Mercedes in every respect.



ercomp

S CL 6301



The car Formula One drivers like to drive to work in

The CL 63 AMG

The CL paired with AMG: what better way to bring the ultimate in performance to the road? For the CL 63 AMG, the Mercedes-AMG engineers have designed a V8 engine that develops a full 386 kW and delivers a peak torque of 630 Nm. The result is a level of acceleration that would not look out of place on the race track – 0 to 100 km/h in 4.6 seconds.

The AMG sports suspension is based on Active Body Control (ABC). This sports star also boasts an AMG high-performance braking system and the AMG sports exhaust system with two twin chromed tailpipes.

Add the AMG bodystyling package – including a front apron with side air outlets that is unique to the CL 63 AMG, side skirts and a dynamic, diffuser-look rear apron – and the car cuts an extremely sporty figure. In addition, the CL 63 AMG features an AMG radiator grille with two sporty chromed louvres, darkened front headlamps and 19-inch AMG multi-spoke light-alloy wheels which are painted in titanium grey and have a high-sheen finish. What's more, you can further reinforce the muscular appearance by adding optionally available 20-inch AMG forged wheels (see picture on left).





CL 63



CL63

S CL6301

EP


Even top athletes like a little pampering

The interior of the CL 63 AMG

The AMG model is a top athlete with a penchant for luxury. AMG door sill panels in brushed stainless steel welcome you on board whilst the AMG sports seats – available in a choice of three colours – provide optimum lateral support.

The cockpit also bears the AMG signature. An AMG sports steering wheel with silver-coloured aluminium shift paddles allows you to change the gears of the AMG SPEEDSHIFT 7G-TRONIC

transmission, while the AMG instrument cluster immediately catches the eye with its AMG main menu including the RACETIMER function. This provides you with information such as the selected gear and the engine oil temperature. If required, the RACETIMER can even clock your lap times. The AMG clock features an IWC design and blends in extremely well with the high-gloss burr walnut wood trim.



AMG cockpit

Sporty design: the AMG instrument cluster incorporates the AMG main menu including the RACETIMER





5

6

V12
BITURBO



Sporty in the extreme

The CL 65 AMG

Performance limits are there to be pushed back. So it is only natural that the experts at Mercedes-AMG should have developed the CL 65 AMG to continue what they started with the CL 63 AMG: taking high-performance motoring into a new dimension.

The key to this is the AMG 6.0-litre V12 biturbo engine with its output of 450 kW and maximum torque of 1000 Nm.

To ensure that the sheer power of this engine is transferred to the road optimally, the CL 65 AMG is fitted with the AMG SPEEDSHIFT 5-speed automatic transmission. This transmission can be operated manually using the silver-coloured aluminium shift paddles on the AMG sports steering wheel and allows extremely fast gear changes. The result is the sort of acceleration – 0 to 100 km/h in 4.4 seconds – which gives every trip that chequered-flag feel. And makes every driver a fan of extreme sports.

The CL 65 AMG can be distinguished from the CL 63 AMG by the 20-inch AMG forged wheels, the two chromed V12-design twin tailpipes and the “V12 Biturbo” lettering on the front wings.

Customers who wish to give their CL 65 AMG or CL 63 AMG an even more individual look will find that the AMG Performance Studio has plenty to offer. The AMG exterior carbon package is just one of the possibilities. When this option is specified, genuine carbon fibre is used for the deflectors in the front apron, the exterior mirror housings and the diffuser insert in the rear apron.

A model of exclusive sportiness

The interior of the CL 65 AMG

The sporty theme continues inside this AMG powerhouse – in an environment which is also characterised by the highest levels of exclusivity and comfort.

Specially shaped backrests ensure that you are always held perfectly in your seat, even during fast cornering. The AMG V12 diamond pattern on the AMG sports seats and door centre panels underlines the exclusive, sporty look of the interior.

Sporting flair at your feet: the brushed stainless steel sports pedals with rubber studs are borrowed straight from the world of motorsport.

The instrument cluster behind the AMG sports steering wheel rounds off the professional look to perfection – with a speedometer calibrated up to 360 km/h and the RACETIMER to show your lap times.



AMG sports seats

Timeless, sporty and elegant: the V12 diamond pattern is exclusive to the CL 65 AMG



AMG instrument cluster

Top performance at a glance: the 360 km/h speedometer hints at the car's potential





Looking good from nose to tail

The Mercedes-AMG Sports package for the CL 500 and CL 500 4MATIC

The AMG package allows you to add even greater emphasis to the sporty character of the CL, the AMG bodystyling turning the car into a top athlete. Powerful front and rear aprons as well as side skirts bring out its dynamic characteristics to the full. Painted brake callipers with Mercedes-Benz lettering provide a distinctive finishing touch.

Inside the car, too, the Sports package heightens the driving experience. The wood/leather steering wheel, the brushed stainless steel sports pedals and the floor mats with AMG lettering create an exciting ambience. The trim

elements in black ash wood can also be specified at no extra cost in burr walnut with either a silk matt or high gloss finish.

While all these features put you in touch with the car's sporting character, the 19-inch AMG light-alloy wheels included in the AMG Sports package keep your vehicle in touch with the road. As an alternative, you can equip the Coupé with 20-inch AMG 5-spoke light-alloy wheels (see picture at left) painted in titanium silver.



AMG bodystyling

The powerful rear apron – its stylish lines are sure to attract a keen following



AMG light-alloy wheels

A new dimension of street credibility: 19-inch AMG light-alloy wheels



My CL







Luxury is not a luxury for the CL

Equipment for the CL

It goes without saying that you can always expect the best from the CL. Yet another reason for us to exceed your expectations with exquisite materials and finishing touches that display meticulous attention to detail. Not to mention a level of comfort that seems to anticipate your every desire. And a degree of technical refinement that you may not have even believed possible, including a host of innovations that make driving an extremely pleasurable as well as a particularly safe experience.

As if that were not enough, there is also a vast range of optional extras to choose from – including everything from ambient lighting (standard for the CL 600) that creates a very special on-board atmosphere to trim elements in different types of wood, which emphasise the handcrafted character of the CL.

A wide range of extras is also available for the exterior – along with a large selection of exclusive light-alloy wheels. And for a truly unique interior, we also offer you the designo individualisation range. We may have to rewrite the grammar books: good, better, best, CL.



Surround yourself with luxurious leather, chrome and fine wood

The standard equipment of the CL 500

The CL 500 well and truly pampers you – before you even get in: the metallic paint is included in the standard specification (with the option of diamond white BRIGHT), as is the doorhold function. Not to mention the EASY-ENTRY system, which facilitates access for the rear passengers: the driver's seat/front passenger seat simply slides forward when the handle is pulled and then returns to its original position.

Inside, you will find fine wood trim elements, available in three different grain patterns, and soft leather in five stylish colour combinations. In addition, the front seats are equipped as standard with 4-way adjustable lumbar supports and heating. So all you have to do is settle into your comfortable seat and enjoy the drive. Helping you on your way is the Intelligent Light System which adapts itself in line with the current light

conditions. It comprises bi-xenon headlamps with an active light function, motorway light function and enhanced fog lamp function, plus a cornering light function.

The COMAND APS control and display system also makes things much easier for you. It brings together all the key functions in a user-friendly display right next to the instrument cluster.



Wood and leather appointments

A classic combination with painstaking attention to detail: black leather appointments with high-gloss burr walnut wood trim



Exterior design cues

18-inch 5-spoke light-alloy wheels contribute to the dynamic presence of the CL 500



There are many good reasons for choosing the CL. Here are four more:

The CL 500 4MATIC

You can order the CL 500 with optional 4MATIC permanent all-wheel drive for particularly high traction in all weathers. This system distributes the drive torque to the front and rear wheels in a ratio of 45:55. The standard equipment of the CL 500 4MATIC includes the AIRMATIC electronically controlled damping system, 18-inch 9-spoke wheels, multicontour front seats with the PRE-SAFE® positioning function and particularly exclusive PASSION leather interior appointments. You will also find a handy ski bag which protects the vehicle interior during winter sports trips.





Why should haute couture be restricted to the catwalk?

The standard equipment of the CL 600

The quality of design embodied by the exterior features – such as the 18-inch light-alloy wheels and quadruple tailpipes, both in an exclusive V12 design, the chromed strip on the air intake under the bumper and the chromed fog lamps – is also very much in evidence inside the CL 600. Here you will find only the very best materials – an outstanding example being the designo-styled Exclusive PASSION leather interior appointments, complete with a V12 emblem, which extend to

the doors, dashboard and centre console. A particularly eye-catching feature is the vertical fluting on the door centre panels, on the Alcantara® roof lining and on the seats. In the CL 600, hand-picked brown poplar wood is used for parts of the extensive trim, such as the wood/leather steering wheel, which is also available as an optional extra for the CL 500. The sense of supreme comfort is reinforced by the standard-fit active multicontour seats with a dynamic function, which provide optimal lateral

support during sporty driving, and even massage your back. Another feature which makes for a relaxing drive is the standard-fit COMAND APS control and display system with hard-disc navigation. To complete the experience, you can enjoy your favourite music with the Harman Kardon® Logic 7® surround sound system. This sophisticated audio system, which comes with a DVD changer, has been specially tuned to the acoustic profile of the CL.



Wood and leather appointments

The combination of brown poplar wood and cognac brown leather is exclusive to the CL 600. The painstaking workmanship is typified by the attractive fluting in the door centre panels



Exterior design cues which identify the CL 600

18-inch V12-design light-alloy wheels, chromed strips on the radiator grille and chromed fog lamps underline the identity of the CL 600

STANDARD EQUIPMENT (SELECTION)

| |
|---|
| 4 three-point seat belts with automatic comfort-fit feature |
| 5-speed automatic transmission (CL 600) |
| 7G-TRONIC automatic transmission (CL 500, CL 500 4MATIC) |
| Active Body Control ABC (CL 500 4MATIC with AIRMATIC as standard) |
| Active multicontour front seats with massage and dynamic function incl. PRE-SAFE® positioning function (CL 600 and CL 65 AMG) |
| Adaptive brake lights |
| ADAPTIVE BRAKE with HOLD function and hill-start assist |
| Adaptive windscreen wipers with one-touch wipe function and rain sensor with two levels of sensitivity |
| Airbags with two-stage deployment sensors, front and rear sidebags plus windowbags |
| AMG SPEEDSHIFT 7G-TRONIC (CL 63 AMG) |
| ASSYST PLUS service interval indicator and maintenance computer |
| Automatically dimming interior mirror and driver's-side exterior mirror |
| Bluetooth® interface |
| Boot lid with remote unlocking and closing functions |

Sliding sunroof



| |
|---|
| Brake Assist (BAS) |
| Central locking with radio remote control and immobiliser |
| Centre armrests front and rear, folding, front armrest with compartment |
| Chromed door sill panels with "Mercedes-Benz" lettering (CL 600) |
| COMAND - optimised with MUSIC REGISTER, music search functions, TV tuner (CL 500, CL 500 4MATIC, CL 63 AMG) |
| Cooled glove compartment with 12V socket |
| Cruise control with SPEEDTRONIC variable speed limiter |
| Dark burr walnut wood trim (CL 500 and CL 63 AMG) |
| DIRECT SELECT lever and steering-wheel gearshift paddles |
| Doorhold function |
| Electric parking brake with convenience release function |
| Electronic Stability Program ESP®, incl. ABS and ASR |
| Exit lights in the doors |
| Exterior mirrors, folding, electrically adjustable |

Intelligent Light System



STANDARD EQUIPMENT (SELECTION)

| |
|--|
| Front passenger seat adjustable from driver's seat |
| Front seats with 4-way adjustable lumbar support, seat height and fore-and-aft position electrically adjustable, PRE-SAFE® positioning function for front passenger (CL 500) |
| Front seats with EASY-ENTRY function, includes automatic adjustment of steering wheel when getting in/out, can be deactivated |
| Headlamp Assist |
| Headlamp cleaning system |
| Heated front seats |
| High-gloss brown poplar wood trim (CL 600 and CL 65 AMG) |
| Intelligent Light System incl. bi-xenon headlamps, active light function, motorway light function, cornering light function (integrated in headlamps) and enhanced fog lamp function |
| ISOFIX child seat attachment points in rear |
| Leather upholstery (CL 500) |
| Light-alloy wheels |

| |
|--|
| Luggage net attached to side of boot |
| Memory package for front seats, steering column and mirrors |
| Metallic paint finish (optional: diamond white BRIGHT) |
| Multifunction steering wheel |
| Power windows front and rear with PRE-SAFE® closing function at the front |
| Pre-installation for mobile phone with universal interface for mobile-phone cradle in the armrest, including hands-free system and aerial (CL 600 and CL 65 AMG) |
| Sliding glass sunroof, electric, with PRE-SAFE® closing function |
| Speed-sensitive power steering |
| Stowage compartment behind rear armrest |
| THERMATIC automatic climate control |
| Tinted, noise-insulating, infrared-light-reflecting laminated glass all round |
| TIREFIT tyre sealant with electric pump |
| Tyre pressure loss warning system |

Telephone keypad



Steering-wheel shift paddles



Direct-access buttons on the centre console





Stylish right down to the ground

Light-alloy wheels for the CL

Mercedes-Benz has always understood the importance of details. That is why we have developed a wide range of light-alloy wheels which allow you to give your CL its own distinctive identity.

The 19-inch 9-twin-spoke light-alloy wheels are available as an optional extra



18-inch 5-spoke light-alloy wheel (standard for CL 500)



18-inch light-alloy wheel in V12 design (standard for CL 600)



18-inch 7-twin-spoke light-alloy wheel with high-shine finish (optional extra)



18-inch 9-spoke light-alloy wheel with sculpted ridges (standard for CL 500 4MATIC)



18-inch 10-spoke light-alloy wheel (optional extra)



19-inch multi-spoke light-alloy wheel (optional extra)



incenio "Almach" 17-inch 5-twin-spoke light-alloy wheel
(genuine accessories range)



incenio "Eridanus" 18-inch 5-twin-spoke light-alloy wheel
(genuine accessories range)



incenio "Kiyali" 20-inch 5-spoke light-alloy wheel
(genuine accessories range)



incenio "Alaraph" 20-inch 10-spoke light-alloy wheel
(genuine accessories range)



19-inch AMG 5-spoke light-alloy wheel
(standard with AMG Sports package)



20-inch AMG forged wheel (optional extra for CL 63 AMG,
standard for CL 65 AMG)

Only the very finest wheels come between your CL and the road

Optionally available light-alloy wheels

Our standard wheels have been designed to underline the special character of the CL Coupé, but you can make an even more striking statement by specifying one of our other designs, such as the AMG light-alloy wheels which bear the unmistakable hallmark of our styling specialists in Affalterbach.

Exclusive incenio light-alloy wheels are also available from our range of genuine accessories.



20-inch AMG 5-spoke light-alloy wheel (optional extra)

| <i>OPTIONAL EXTRAS (SELECTION)</i> | <i>CL 500</i> | <i>CL 500 4MATIC</i> | <i>CL 600</i> | <i>CL 63 AMG</i> | <i>CL 65 AMG</i> |
|---|---------------|----------------------|---------------|------------------|------------------|
| 18-inch 9-spoke light-alloy wheels | ● | □ | ● | - | - |
| 19-inch 9-twin-spoke light-alloy wheels | ● | ● | ● | - | - |
| 19-inch multi-spoke light-alloy wheels | ● | ● | ● | - | - |
| 20-inch AMG light-alloy wheels | ● | ● | ● | ● | □ |
| AMG Sports package | ● | ● | - | - | - |
| Anti-theft alarm system with tow-away protection and infrared interior monitoring | ● | ● | □ | ● | □ |
| Auxiliary heater with remote control | ● | ● | ● | ● | ● |
| Black ash wood trim (optional at no extra charge) | ● | ● | ● | ● | ● |
| Climatised front seats (heated and ventilated, perforated leather) | ● | ● | □ | □ | □ |

Twin cup holder in front



Rear window roller blind



| <i>OPTIONAL EXTRAS (SELECTION)</i> | <i>CL 500</i> | <i>CL 500 4MATIC</i> | <i>CL 600</i> | <i>CL 63 AMG</i> | <i>CL 65 AMG</i> |
|--|---------------|----------------------|---------------|------------------|------------------|
| COMAND APS with hard-disc navigation system | ● | ● | □ | ● | □ |
| designo-styled Exclusive PASSION leather | - | - | □ | - | - |
| DISTRONIC PLUS proximity control, Parking Guidance, Blind Spot Assist, BAS PLUS Brake Assist and PRE-SAFE® Brake system | ● | ● | ● | ● | ● |
| Exclusive PASSION leather | ● | ● | - | ● | □ |
| Front Seat Entertainment package incl. Harman Kardon® Logic 7® surround sound system, with 13 loudspeakers and a subwoofer, 6-disc DVD changer, SPLITVIEW, remote control and headphones | ● | ● | □ | ● | □ |
| Garage-door opener in interior mirror | ● | ● | □ | ● | □ |
| Heated steering wheel | ● | ● | ● | ● | ● |

● Optional extra □ Standard - Not available

Harman Kardon® Logic 7® surround sound system



Ski bag



KEYLESS-GO



| | <i>CL 500</i> | <i>CL 500 4MATIC</i> | <i>CL 600</i> | <i>CL 63 AMG</i> | <i>CL 65 AMG</i> |
|---|---------------|----------------------|---------------|------------------|------------------|
| OPTIONAL EXTRAS (SELECTION) | | | | | |
| Heated windscreen washer system | ● | ● | □ | ● | □ |
| KEYLESS-GO | ● | ● | □ | ● | □ |
| LINGUATRONIC voice-operated control system | ● | ● | □ | ● | □ |
| Media interface, universal interface in glove compartment, incl. consumer cable (iPod®, USB and Aux-in) | ● | ● | □ | ● | □ |
| Mobile phone with universal interface, incl. hands-free system and aerial | ● | ● | □ | ● | □ |
| Multicolour ambient lighting | ● | ● | □ | ● | □ |
| Multicontour front seats, with PRE-SAFE® positioning function | ● | □ | - | □ | - |
| Night View Assist, incl. tinted, noise-insulating, infrared-reflecting windscreen | ● | ● | ● | ● | ● |
| PASSION leather | ● | □ | - | □ | - |
| Rear head restraints, fold up/down electrically | ● | ● | □ | ● | □ |

Rear head restraint



DVD changer



| <i>OPTIONAL EXTRAS (SELECTION)</i> | <i>CL 500</i> | <i>CL 500 4MATIC</i> | <i>CL 600</i> | <i>CL 63 AMG</i> | <i>CL 65 AMG</i> |
|--|---------------|----------------------|----------------|------------------|------------------|
| Rear window roller blind, electric | ● | ● | □ | ● | □ |
| Refrigerated compartment in rear seat armrest (results in reduced boot volume) | ● | ● | ● | ● | ● |
| Reversing camera | ● | ● | ● ¹ | ● | ● ¹ |
| Silk matt burr walnut wood trim (optional at no extra charge) | ● | ● | ● | ● | ● |
| Ski bag | ● | □ | ● | ● | ● |
| TV tuner (for analogue and digital reception) | ● | ● | ● | ● | ● |
| Twin cupholder in front (optional at no extra charge) | ● | ● | ● | ● | ● |
| Tyre pressure monitoring system | ● | ● | ● | ● | ● |
| Wood/leather steering wheel | ● | ● | ● | ● | ● |

● Optional extra □ Standard - Not available

¹ Standard equipment from 01.02.2010


Harman Kardon® Logic 7® surround sound system



TV tuner



Ambient lighting





You make the choice. We make it happen

designo – personal elegance

Give your vehicle personality – yours. The hand-made designo range offers ample inspiration with its wide range of colours, exclusive trim elements and high-quality materials. Starting with the exterior paintwork, ten additional colours give you considerable scope for individualising your vehicle. In the interior you can choose between aniline leather or thick, soft natural leather in many expressive colours and adapt the trim elements to your requirements.

In addition to the characteristic seat pattern with the ten-rib vertical fluting and the designo metal badge in the backrests, it is essentially your personal sense of style that conveys the exclusivity of your Mercedes. As a final touch, you can specify your vehicle with a wood/leather steering wheel or an Alcantara® roof lining.

Upholstery: designo Exclusive aniline leather in chablis (X32).
Trim elements: designo black piano lacquer (W69).
Extra: wood/leather steering wheel (Y95)

designo leather upholstery in combination with designo black piano lacquer (W69)







There are many ways to demonstrate individuality

The designo Selection – gives the CL its own, unmistakable character

The high-quality designo appointments allow you to give the CL a highly personal touch. And selecting them is made all the easier with the designo Selection package which includes the full set of exclusive appointments. designo Selection lets you choose freely from all the available designo exterior paint finishes (designo metallic, designo mystic and designo magno).

Inside, too, you can choose any of the available colours for the upholstery in designo Exclusive aniline leather. This is complemented by your choice of designo wood trim elements and a matching designo wood/leather steering wheel.

A designo black nappa leather roof lining with longitudinal piping and an exclusive designo logo in 18-carat solid gold completes the interior. Whether you choose harmonious colours or contrasting highlights, the designo Selection underlines the exclusivity of the CL.

Possible combinations can be viewed at leisure in advance on the internet where the special designo Selector tool helps you make your choice from the extensive line-up of appointments and paint finishes offered by the designo Selection.

Left:
designo Selection in
armagnac (X07) leather

Right:
designo logo in 18-carat
solid gold







The irresistible beauty of a beautifully resistant finish

The extra-scratch-resistant clearcoat of the CL

Stars are meant to shine, and if ours seem to shine brighter, it's because we have followed the Mercedes tradition of pioneering new technologies and have developed one of the best clearcoats available in the automotive market. Thanks to this innovative Mercedes-Benz paint system, our vehicles now make an even more impressive visual statement which is also reflected in their even higher value retention. This clearcoat developed by Mercedes-Benz is more resistant than conventional clearcoats by virtue of its particularly dense molecular structure. It also produces a more lasting and noticeably more intense sheen. Whether you choose a metallic or non-metallic paint finish, this more scratch-resistant clearcoat is less sensitive to weathering and environmental influences, rain and snow, sunlight and temperature fluctuations. It is also more resistant to chemical attack and physical wear and tear, such as that caused by automatic car washes. You can therefore rest assured that your new Mercedes will continue to shine elegantly throughout its long life.


The paintwork of the CL puts the finishing touch to the carefully crafted Mercedes-Benz corrosion protection system, which includes zinc phosphating and electrophoretic dip priming stages for long-lasting protection. Furthermore, Mercedes-Benz makes extensive use of eco-friendly water-based paints.

NON-METALLIC PAINTS



040 black

METALLIC PAINTS¹



112 chromite black



197 obsidian black



300 periclase green



359 tanzanite blue




775 iridium silver



494 germanite grey



368 flint grey



792 palladium silver



544 carneol red



798 sandine beige



799 diamond white BRIGHT (optional)

SPECIAL PAINT FINISH


¹designo paint finishes can be found at www.mercedes-benz.com

LEATHER COLOUR VARIANTS¹


Sporty or classic? Regardless of whether you choose leather or the particularly soft PASSION leather, the interior appointments are designed through and through with painstaking attention to detail and reflect the highest standards of workmanship. In the case of Exclusive PASSION leather, additional elements, such as the dashboard, doors and centre console are finished in PASSION leather. The roof lining as well as the A and C-pillars are finished in Alcantara®.




black / black
201 leather
801 PASSION leather
501 / 511 Exclusive PASSION leather




basalt grey / dark basalt grey
208 leather
808 PASSION leather
508 / 518 Exclusive PASSION leather



cognac brown / black²
207 leather
807 PASSION leather
507 / 517 Exclusive PASSION leather



cashmere beige / savanna beige
204 leather
804 PASSION leather
504 / 514 Exclusive PASSION leather



sahara beige / black²
205 leather
805 PASSION leather
505 / 515 Exclusive PASSION leather

¹ designo leather appointments can be found at www.mercedes-benz.com

² Not available for CL 63 AMG or CL 65 AMG

Nature, our greatest inspiration

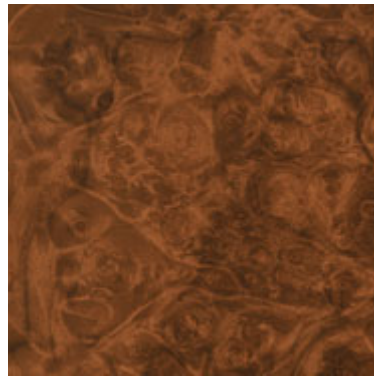
The fine varieties of wood in the CL

Of the many characteristics which mark the CL out as a highly distinctive vehicle, the exclusive wood trim is one of the most striking. Whichever variety or colour you choose, every single piece of wood is hand-picked by our experts and worked in such a way that it is presented to best advantage in your CL.

For example, two shades of Californian burr walnut wood are available while fine black ash wood trim can be specified as a no-cost option. Furthermore, poplar is reserved as an exclusive wood trim for the CL 600 and the CL 65 AMG.¹



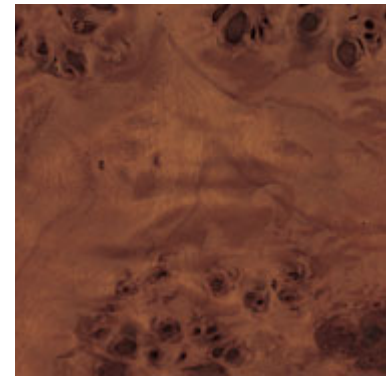
Dark burr walnut (high-gloss)



Burr walnut (silk matt)



Black ash



Brown poplar (high-gloss)

¹ designo trim elements can be found at www.mercedes-benz.com

| | LEATHER black/black basalt grey/dark basalt grey cashmere beige/savanna beige sahara beige/black cognac brown/black | | | | | PASSION LEATHER black/black basalt grey/dark basalt grey cashmere beige/savanna beige sahara beige/black cognac brown/black | | | | | EXCLUSIVE PASSION LEATHER black/black basalt grey/dark basalt grey cashmere beige/savanna beige sahara beige/black cognac brown/black | | | | |
|---------------------------------|---|---|---|---|---|---|---|---|---|---|---|---|---|---|---|
| NON-METALLIC PAINTS | | | | | | | | | | | | | | | |
| black | ● | ● | ● | ● | ● | ● | ● | ● | ● | ● | ● | ● | ● | ● | ● |
| METALLIC PAINTS | | | | | | | | | | | | | | | |
| chromite black | ● | ● | ○ | ● | ○ | ● | ● | ● | ● | ○ | ● | ● | ● | ● | ○ |
| obsidian black | ● | ● | ● | ● | ● | ● | ● | ● | ● | ● | ● | ● | ● | ● | ● |
| periclase green | ● | ● | ● | ○ | △ | ● | ● | ● | ○ | △ | ● | ● | ● | ○ | △ |
| tanzanite blue | ○ | ● | ○ | ● | ○ | ○ | ● | ○ | ● | ○ | ○ | ● | ○ | ● | ○ |
| flint grey | ● | ○ | △ | ○ | ○ | ● | ○ | △ | ○ | ○ | ● | ○ | △ | ○ | ○ |
| carneol red | ● | ● | ● | ● | △ | ● | ● | ● | ● | △ | ● | ● | ● | ● | △ |
| iridium silver | ● | ● | △ | △ | ● | ● | ● | △ | △ | ● | ● | ● | △ | △ | ● |
| palladium silver | ● | ○ | ● | △ | ○ | ● | ○ | ● | △ | ○ | ● | ○ | ● | △ | ○ |
| sanidine beige | ● | △ | ● | ● | △ | ● | △ | ● | ● | ● | ● | △ | ● | ● | ● |
| diamond white BRIGHT (optional) | ● | ● | ○ | ○ | ● | ● | ● | ○ | ○ | ● | ● | ● | ○ | ○ | ● |
| SPECIAL PAINT FINISH | | | | | | | | | | | | | | | |
| germanite grey | ● | △ | ○ | ● | △ | ● | △ | ○ | ● | △ | ● | △ | ○ | ● | △ |

● Recommended ○ Possible △ Not recommended



| | <i>CL 500</i> | <i>CL 500 4MATIC</i> | <i>CL 600</i> | <i>CL 63 AMG</i> | <i>CL 65 AMG</i> |
|--|------------------|----------------------------|----------------------------|----------------------------|----------------------------|
| No. of cylinders/arrangement | 8/V | 8/V | 12/V | 8/V | 12/V |
| Bore/stroke (mm) | 98/90.5 | 98/90.5 | 82/87 | 102.2/94.6 | 82.6/93 |
| Total displacement (cc) | 5461 | 5461 | 5513 | 6208 | 5980 |
| Rated output (kW at rpm) ¹ | 285/6000 | 285/6000 | 380/5000 | 386/6800 | 450/4800–5100 |
| Rated torque (Nm at rpm) ¹ | 530/2800–4800 | 530/2800–4800 | 830/1900–3500 | 630/5200 | 1000/2000–4000 |
| Acceleration from 0 to 100 km/h (s) | 5.4 | 5.4 | 4.6 | 4.6 | 4.4 |
| Top speed, approx. (km/h) | 250 ² | 250 ² | 250 ² | 250 ² | 250 ² |
| Tyre size | front rear | 255/45 R 18 255/45 R 18 | 255/45 R 18 275/45 R 18 | 255/40 R 19 275/40 R 19 | 255/35 R 20 275/35 R 20 |
| Fuel | Premium unleaded | Premium unleaded | Super Plus | Super Plus | Super Plus |
| Fuel consumption (l/100 km) ³ | | | | | |
| urban | 18.5 | 18.5 | 21.7 | 22.2 | 21.9 |
| extra-urban | 8.7 | 8.9 | 10.0 | 10.0 | 10.2 |
| combined | 12.3 | 12.3 | 14.3 | 14.5 | 14.5 |
| CO ₂ emissions (g/km) ³ combined | 288 | 289 | 340 | 346 | 346 |
| Tank capacity (l)/incl. approx. reserve | 90/11 | 90/11 | 90/11 | 90/14 | 90/14 |
| Turning circle diameter (m) | 11.6 | 11.6 | 11.6 | 11.6 | 11.6 |
| Max. boot capacity (l) | 490 | 490 | 490 | 490 | 490 |
| Kerb weight (kg) ⁴ | 1995 | 2045 | 2185 | 2085 | 2240 |
| Permissible gross vehicle weight (kg) | 2510 | 2510 | 2620 | 2510 | 2635 |

¹ Figures in accordance with Directive 80/1269/EEC in the currently applicable version

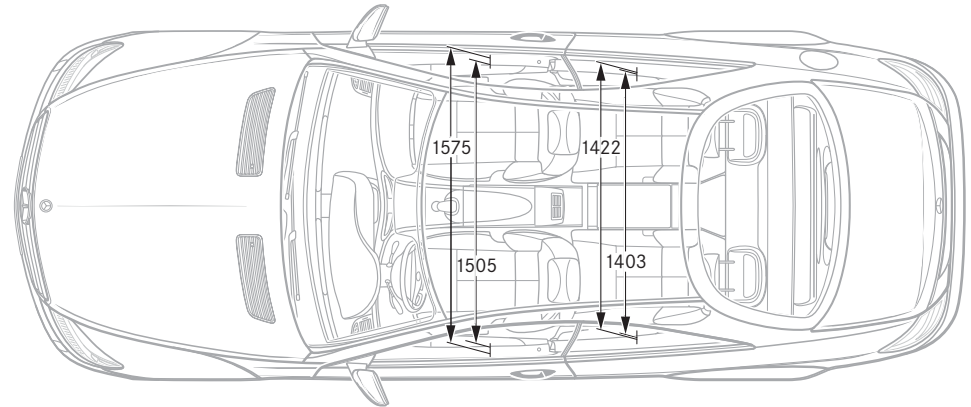
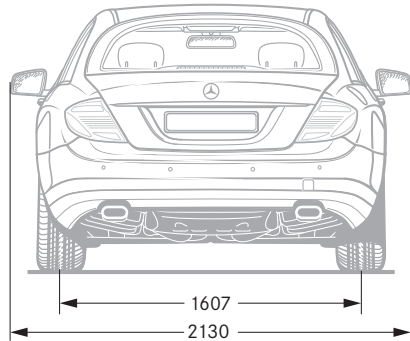
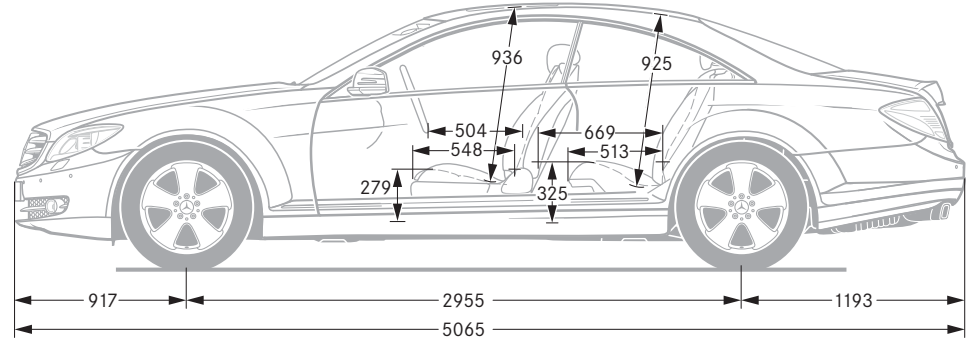
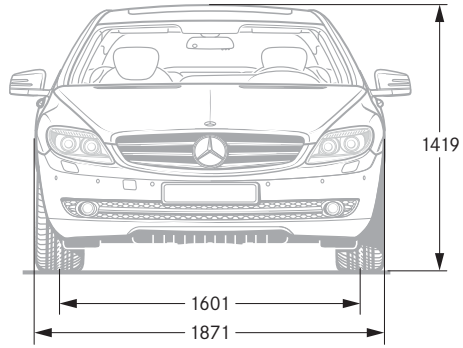
² Electronically limited

³ The figures shown were obtained in accordance with the prescribed measuring process (Directive 80/1268/EEC in the currently applicable version).

The figures are not based on an individual model and do not constitute part of the product offer; they are provided solely for purposes of comparison between different vehicle models

⁴ Figures according to Directive 92/21/EC, version 95/48/EC (kerb weight with fuel tank 90% full, driver, 68 kg, and luggage, 7 kg) for standard-specification vehicles.

Optional extras and accessories will generally increase this figure and reduce the payload capacity accordingly



All measurements in millimetres. The dimensions shown are mean values and apply to standard-specification, unladen vehicles

Anyone opting for a Mercedes buys far more than just a car

Comprehensive service offered by Mercedes-Benz

Mercedes-Benz for you. It all started in Berlin at the end of 2000: the concept of the car dealership was reinvented with the opening of the first Mercedes-Benz Centre. Featuring the entire Mercedes-Benz model line-up as well as the accessories range, brand merchandise and an attractive programme of events, the Centres offer a welcoming environment in which to experience the brand at first hand. But it's not just in major cities that you can experience the legendary Mercedes-Benz brand and service. A close-knit network of company-owned branches and authorised dealers ensures that you are never far from the wide range of services, the comprehensive customer care and the high quality which you expect from Mercedes-Benz. And you can count on their support at every stage – before you buy your Mercedes, during the purchase process and, most importantly, for a long time afterwards, too.

Mercedes-Benz Museum. More than 120 years of automotive history in one place – this is what awaits you at the Mercedes-Benz Museum in Stuttgart. Experience the unique excitement and embark upon a thrilling journey through time. Housed inside an architecturally impressive building, over 1500 exhibits on nine levels give you an insight into the unique tradition and powers of innovation of the Mercedes-Benz brand. Plus you can see the world's first two automobiles in the shape of the Benz Patent-Motorwagen (motor car) and the Daimler motorised carriage – both from the year 1886. Two linked circuits take you from the beginnings of the automobile, past a series of unforgettable classics and through more than 100 years of motor racing history before offering a glimpse of what the future holds – all in an area covering a total of 16,500 square metres. Enjoy the unique brand experience. We look forward to your visit. Further information is available at www.mercedes-benz.com/museum

MercedesCard. Your ticket to the Mercedes-Benz experience: as a cardholder you receive details of interesting events and offers which we have selected exclusively for you four times a year. You will also find that the Mercedes magazine is packed with fascinating and inspiring articles and reports. The MercedesCard has many other practical benefits: as a VISA credit card, it is an accepted form of payment worldwide – with no annual fee if you complete a questionnaire every year. In addition, it offers further benefits to put your mind at ease, such as the Mercedes-Benz insurance package, at no extra charge, and the exclusive MercedesCard insurance package at a preferential rate. You also qualify for free admission to the Mercedes-Benz Museum on presentation of your VISA MercedesCard. For further information, visit www.mercedes-benz.de/mercedescard¹

¹ Information about the MercedesCard in Austria and Switzerland can be found on the Mercedes-Benz websites for these countries

Mercedes-Benz mobility. Your new Mercedes-Benz comes with the assurance of worry-free driving. If you should ever need assistance, the Mercedes-Benz Service24h is there for you round the clock, 365 days a year. Our specialists are on hand to assist you in your own language when you telephone the freephone service hotline on 00800 1 777 7777¹. The newly integrated telematics service Mercedes-Benz Contact² is even more customer-friendly: it enables you to make contact with the Mercedes-Benz customer centre by telephone at the touch of a button in your car. And if you wish, all the relevant vehicle and position-related data can be transmitted, so that your adviser has all the important information right from the start of the telephone conversation, thus ensuring the shortest possible reaction time, individual service and rapid on-the-spot help. You also benefit from Mobilo – the 4-year Mercedes-Benz warranty for your mobility³ – as standard and at no extra charge.

Whether you have lost your key, are having problems starting your car or have had a breakdown which cannot be repaired immediately – Mobilo ensures that you still reach your destination – anywhere in Europe, even if the vehicle is damaged as a result of an accident or vandalism. Should a repair take a little longer, we will even cover the cost of an overnight stay. But don't get too excited – after all, it's very rare for a Mercedes to break down. Whatever the nature of your problem, one thing is certain: you will soon be able to resume your journey, satisfied that the problem has been solved.

Mercedes-Benz Bank. If you have already chosen your dream car and want to remain financially flexible, our leasing, financing, insurance and service packages mean that we are ideally placed to help you. Our “Private Leasing Plus” scheme is a complete package comprising leasing, third-party liability and fully-comprehensive insurance. Our “Business Leasing Plus” offers comparable services for business customers. Meanwhile, our “Plus3” financing combines the low repayment rates of a financing scheme with the flexibility of leasing. You have three options at the end of the contract: you can keep the car, sell it or return it to us for a guaranteed price and switch to a new model. We also offer an attractive range of investment products, including, fixed-interest products, savings plans, investment funds or certificates. For further information, please call us on 01803/32 22 65⁴ or visit us at www.mercedes-benz-bank.de

¹ Mobile phone rates vary according to service provider

² Requires factory-fitted radio linked to a mobile phone which is operating.
The only charge incurred is the cost of the mobile phone call to the landline network

³ When the warranty has expired Mobilo can be extended by another year for a maximum of 30 years, provided that regular maintenance is carried out by your Mercedes-Benz service partner

⁴ 9 ct/min from Deutsche Telekom landlines, mobile-phone rates may vary

Time for another enriching experience

A Mercedes-Benz is most at home on the road. This is the only way to appreciate the effortlessly superior driving feel that lends every model its inimitable class. Discover the efficient engines with low fuel consumption and the precise steering which makes for a really involving driving experience. And find out what true comfort really feels like. The unique feeling of driving a Mercedes cannot be put into words, however. Which is why we'd like to invite you to take a test drive. Your Mercedes-Benz dealer will be happy to make all the necessary arrangements for you. Simply visit www.mercedes-benz.com to locate the nearest Mercedes-Benz dealer in your country or region. We look forward to seeing you.

The website also offers an interactive tour, enabling you to take a closer look at the model of your choice. This simulation is the ideal way to acquaint yourself with your dream car. You can view key functions in detail, gain an insight into the car's inner workings or look at the benefits of each model. For further details, visit www.mercedes-benz.de/owners-manual

Now your mobile phone acts as a gateway to the whole Mercedes-Benz world. In addition to an overview of all the passenger car models, there are insights into the entire brand world, not to mention a wealth of entertainment offers and direct links to a range of services at www.mercedes.mobi



Take-back of end-of-life vehicles. At the end of its long life, you can return your CL-Class to us for environment-friendly disposal in accordance with the EC End-Of-Life Vehicle Directive¹. But that day lies a long way off.

¹ Applies in accordance with national regulations to vehicles up to 3.5 tonnes gross weight. Mercedes-Benz passenger cars have met the statutory regulations governing the suitability of their design for reuse and recycling for a number of years now. A network of vehicle take-back depots and dismantlers has been established which will process your vehicle in an environment-friendly manner. The ways in which both vehicles and parts can be recovered are subject to ongoing development and improvement. Consequently, the CL-Class will be able to comply with any future increases in the recycling quota within the stipulated time limits. For further information, please call 00800 1 777 7777.

Please note: changes may have been made to the product since this brochure went to press (04.09.2009). The manufacturer reserves the right to make changes to the design, form, colour and specification during the delivery period, provided these changes, while taking into account the interests of the vendor, can be deemed reasonable with respect to the purchaser. Where the vendor or the manufacturer uses symbols or numbers to describe an order or the subject of an order, no rights may be derived solely from these. The illustrations may show accessories and items of optional equipment which are not part of standard specification. Colours may differ slightly from those shown, owing to the limitations of the printing process. This brochure has been compiled by Daimler AG of Germany and is distributed internationally. It provides a general indication of the range of models, features, optional extras, colours and/or services available in various countries. Some of the models, features, optional extras, colours and/or services may not be available in your country, or may only be available in a different specification. Additionally some models, features, optional extras, colours and/or services may only be available in combination with others. For current and more specific information in relation to the range of models, features, optional extras, colours and/or services available in your country, and their pricing, you should contact your nearest authorised Mercedes-Benz Passenger Car Dealer. www.mercedes-benz.com