



January 2010

Vito Van & Crew Cab Specifications

Mercedes-Benz



Mercedes-Benz Technical Data

Van

Engine Specification				
Model	Vito 109 CDI	Vito 111 CDI		
Body Style	Compact	Compact	Long High Roof	Extra Long
Engine	Diesel Turbocharged & Intercooled	Diesel Turbocharged & Intercooled		
No. of cylinders	4/in line	4/in line		
Bore/stroke (mm)	88/88.3	88/88.3		
Total displacement (cc)	2148	2148		
Rated output (kW @ rpm)	70kW @ 3800rpm	85kW @ 3800rpm		
Max torque (Nm @ rpm)	250Nm @ 1400-2600rpm	290Nm @ 1600-2600rpm		
Fuel Supply	Electronically Controlled Direct Injection with Common Rail (CDI)	Electronically Controlled Direct Injection with Common Rail (CDI)		
Fuel tank capacity (litres)	Approx. 75	Approx. 75		
Fuel consumption 1 (litres/100km)	8.9	8.1	9.0	8.1
Transmission				
Type	6 Speed Manual	6 Speed Manual (Opt 5 Speed Automatic)		
Drive	Rear Wheel	Rear Wheel		
Weights & Capacities (kg)				
Permissible front axle load	1470	1470		
Permissible rear axle load	1470	1470		
Gross vehicle mass (GVM)	2940	2940		
Unladen weight ²	1790	1790	1855	1840
Payload capacity	1150	1150	1085	1100
Trailer load with brakes ³	2000	2000		
Trailer load without brakes ³	750	750		
Dimensions (mm)				
Wheelbase	3200	3200	3200	3430
Length	4748	4748	4993	5223
Width	1901	1901		
Height	1902	1902	2329	1900
Rear overhang	765	765	1010	1010
Floor loading height	556	556	562	560
Load compartment (LxWxH) ⁴	2224x1650x1353	2224x1650x1353	2470x1650x1760	2700x1650x1348
Load volume (m ³)	4.65	4.65	6.49	5.68
Sliding door opening (WxH)	985 x 1259	985 x 1259		
Tailgate opening (WxH)	1396 x 1264	1396 x 1264	na	1396 x 1264
Barn door opening (WxH)		1396 x 1630		
Other Specifications				
Turning circle (m)	11.8	11.8	11.8	12.5
Rear axle ratio	3.727	3.455		
Rim (inches)	6.5Jx16	6.5Jx16		
Tyre profile	205/65 R16	205/65 R16		
Battery	12V/74Ah	12V/74Ah		
Alternator	14V/120A	14V/120A		

1/ The above fuel consumptions are in accordance with ADR 81/01 under the Motor Vehicles Standard Act 1989. 2/ Unladen tare weight of vehicle, including spare wheel, jack, tools and 10 litres fuel. Weight are intended as a guide only. For accuracy the actual vehicle should always be weighed to determine the exact tare weight for the specification ordered. Weight tolerance of up to +5% in production, and additional weight of optional equipment must be taken into consideration. 3/ Maximum towing capacities depend on individual state legislation. 4/ Additional load length available under front seats. Note: Drawings are general arrangement drawings only and should not be relied upon. Contact your local authorised dealer if you require more specific information.

Mercedes-Benz Technical Data

Van

Engine Specification				
Model	Vito 115 CDI		Vito 120 CDI	
Body Style	Compact	Extra Long	Compact	Extra Long
Engine	Diesel 2 stage Turbocharged & Intercooled		Diesel multi-stage Turbocharged & Intercooled	
No. of cylinders	4/in line		V6	
Bore/stroke (mm)	88/88.3		83/92	
Total displacement (cc)	2148		2987	
Rated output (kW @ rpm)	110kW @ 3800rpm		150kW @ 3800rpm	
Max torque (Nm @ rpm)	330Nm @ 1800-2400rpm		440Nm @ 1600-2400rpm	
Fuel Supply	Electronically Controlled Direct Injection with Common Rail (CDI)		Electronically Controlled Direct Injection with Common Rail (CDI)	
Fuel tank capacity (litres)	Approx. 75		Approx. 75	
Fuel consumption 1 (litres/100km)	8.6		9.2	
Transmission				
Type	5 Speed Automatic		5 Speed Automatic	
Drive	Rear Wheel		Rear Wheel	
Weights & Capacities (kg)				
Permissible front axle load	1470		1470	
Permissible rear axle load	1470		1470	
Gross vehicle mass (GVM)	2940		2940	
Unladen weight ²	1790	1840	1870	1920
Payload capacity	1150	1100	1070	1020
Trailer load with brakes ³	2000		2000	
Trailer load without brakes ³	750		750	
Dimensions (mm)				
Wheelbase	3200	3430	3200	3430
Length	4748	5223	4748	5223
Width	1901		1901	
Height	1902	1900	1902	1900
Rear overhang	765	1010	765	1010
Floor loading height	556	560	556	560
Load compartment (LxWxH) ⁴	2224x1650x1353	2700x1650x1348	2224x1650x1353	2700x1650x1348
Load volume (m ³)	4.65	5.68	4.65	5.68
Sliding door opening (WxH)	985 x 1259		985 x 1259	
Tailgate opening (WxH)	1396 x 1264		1396 x 1264	
Barn door opening (WxH)				
Other Specifications				
Turning circle (m)	11.8	12.5	11.8	12.5
Rear axle ratio	3.273		2.923	
Rim (inches)	6.5Jx16		7Jx17	
Tyre profile	205/65 R16		225/55 R17	
Battery	12V/74Ah		12V/100Ah	
Alternator	14V/120A		14V/180A	

1/ The above fuel consumptions are in accordance with ADR 81/01 under the Motor Vehicles Standard Act 1989. 2/ Unladen tare weight of vehicle, including spare wheel, jack, tools and 10 litres fuel. Weight are intended as a guide only. For accuracy the actual vehicle should always be weighed to determine the exact tare weight for the specification ordered. Weight tolerance of up to +5% in production, and additional weight of optional equipment must be taken into consideration. 3/ Maximum towing capacities depend on individual state legislation. 4/ Additional load length available under front seats. Note: Drawings are general arrangement drawings only and should not be relied upon. Contact your local authorised dealer if you require more specific information.

Mercedes-Benz Technical Data

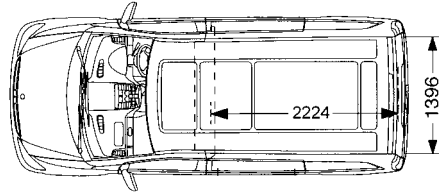
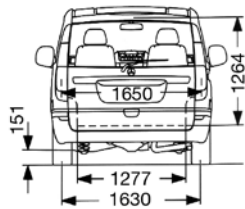
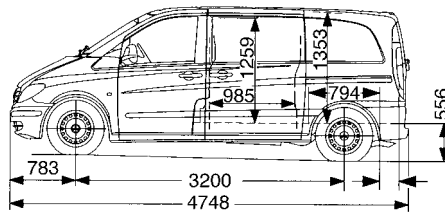
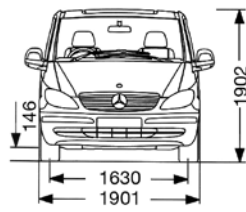
Crew Cab

Engine Specification						
Model	Vito 111 CDI		Vito 115 CDI		Vito 120 CDI	
Body Style	Compact	Extra Long	Compact	Extra Long	Compact	Extra Long
Engine	Diesel turbocharged & intercooled		Diesel 2 stage Turbocharged & Intercooled		Diesel multi-stage Turbocharged & Intercooled	
No. of cylinders	4/in line		4/in line		V6	
Bore/stroke (mm)	88/88.3		88/88.3		83/92	
Total displacement (cc)	2148		2148		2987	
Rated output (kW @ rpm)	85kW @ 3800rpm		110kW @ 3800rpm		150kW @ 3800rpm	
Max torque (Nm @ rpm)	290Nm @ 1600-2600rpm		330Nm @ 1800-2400rpm		440Nm @ 1600-2400rpm	
Fuel Supply	Electronically Controlled Direct Injection with Common Rail (CDI)		Electronically Controlled Direct Injection with Common Rail (CDI)		Electronically Controlled Direct Injection with Common Rail (CDI)	
Fuel tank capacity (litres)	Approx. 75		Approx. 75		Approx. 75	
Fuel consumption 1 (litres/100km)	8.1		8.6		9.2	
Transmission						
Type	6 Speed Manual (Opt 5 Speed Automatic)		5 Speed Automatic		5 Speed Automatic	
Drive	Rear Wheel		Rear Wheel		Rear Wheel	
Weights & Capacities (kg)						
Permissible front axle load	1470		1470		1470	
Permissible rear axle load	1470		1470		1470	
Gross vehicle mass (GVM)	2940		2940		2940	
Unladen weight ²	1835	1885	1835	1880	1915	1965
Payload capacity	1105	1055	1105	1060	1025	975
Trailer load with brakes ³	2000		2000		2000	
Trailer load without brakes ³	750		750		750	
Dimensions (mm)						
Wheelbase	3200	3430	3200	3430	3200	3430
Length	4748	5223	4748	5223	4748	5223
Width	1901		1901		1901	
Height	1902	1900	1902	1900	1902	1900
Rear overhang	765	1010	765	1010	765	1010
Floor loading height	556	560	556	560	556	560
Load compartment (LxWxH) ⁴	1404x1396x1338	1404x1396x1338	1404x1396x1338	1404x1396x1338	1404x1396x1338	1404x1396x1338
Load volume (m ³)	2.63	3.65	2.63	3.65	2.63	3.65
Sliding door opening (WxH)	985 x 1259		985 x 1259		985 x 1259	
Tailgate opening (WxH)	1396 x 1264		1396 x 1264		1396 x 1264	
Barn door opening (WxH)						
Other Specifications						
Turning circle (m)	11.8	12.5	11.8	12.5	11.8	12.5
Rear axle ratio	3.455		3.273		2.923	
Rim (inches)	6.5Jx16		6.5Jx16		7Jx17	
Tyre profile	205/65 R16		205/65 R16		225/55 R17	
Battery	12V/74Ah		12V/74Ah		12V/100Ah	
Alternator	14V/120A		14V/120A		14V/180A	

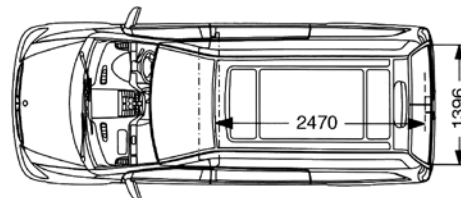
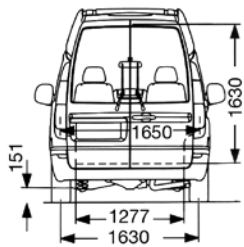
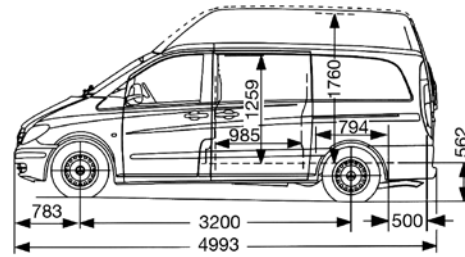
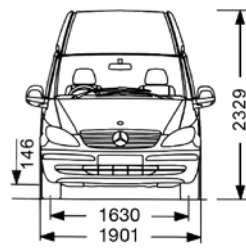
1/ The above fuel consumptions are in accordance with ADR 81/01 under the Motor Vehicles Standard Act 1989. 2/ Unladen tare weight of vehicle, including spare wheel, jack, tools and 10 litres fuel. Weight are intended as a guide only. For accuracy the actual vehicle should always be weighed to determine the exact tare weight for the specification ordered. Weight tolerance of up to +5% in production, and additional weight of optional equipment must be taken into consideration. 3/ Maximum towing capacities depend on individual state legislation. 4/ Additional load length available under front seats. Note: Drawings are general arrangement drawings only and should not be relied upon. Contact your local authorised dealer if you require more specific information.

Van & Crew Cab

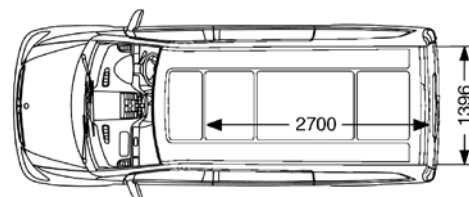
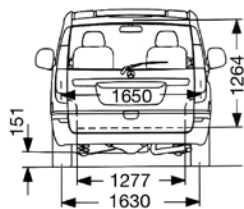
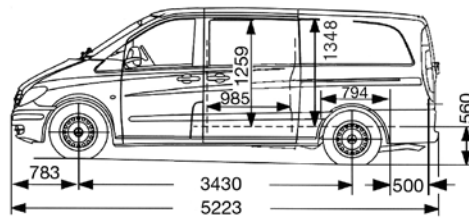
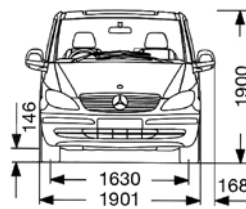
Compact



Long High Roof (Van only)



Extra Long - Van & Crew Cab



Equipment

	109	111	115	120
Exterior Features				
Dual sliding doors	•	•	•	•
Electrically adjustable & heated mirrors	•	•	•	•
Integrated windscreen washer nozzle on wipers	•	•	•	•
Heated rear window with washing/wiper	•	•	•	•
Mudflaps - rear	•	•	•	•
Colour coded bumpers	○	○	○	•
17" light alloy wheels (4) and steel spare wheel	○	○	○	•
Standard Interior Feature				
Air conditioning	•	•	•	•
Power front windows	•	•	•	•
Power steering	•	•	•	•
Cruise Control with SPEEDTRONIC - variable speed limiter	○	•	•	•
Start off assistance	-	*	-	•
Leather covered steering wheels and shifter	-	-	-	•
Remote central locking	•	•	•	•
Driver authorisation system including engine immobiliser	•	•	•	•
Stylish cloth upholstery	•	•	•	•
Single CD with RDS AM/FM tuner (mute function)	•	•	•	•
4-way adjustable driver and passenger seat	•	•	•	•
Heater/demister plus five blower settings	•	•	•	•
Large door pockets on driver and passenger side	•	•	•	•
2 speed wipers plus intermittent function	•	•	•	•
Lights-on warning buzzer	•	•	•	•
Passenger side grab handle	•	•	•	•
Tailgate grab strap	•	•	•	•
Lock-out prevention	•	•	•	•
Park brake warning buzzer	•	•	•	•
Interior panelling	•	•	•	•
Outside temperature gauge	•	•	•	•
Luxury dash board	-	-	-	•
12V plugs in rear	•	•	•	•
AUX interface 3.5mm jack plug	•	•	•	•
Front cup holders	•	•	•	•
Hinged lid for storage compartment	•	•	•	•
Overhead control panel with two reading lights	•	•	•	•

	109	111	115	120
Safety Features				
Adaptive electronic stability program (ESP) with ABS, ASR, BAS, EBD, ROM, LAC, RMI, USC	•	•	•	•
Driver front airbag	•	•	•	•
Front passenger airbag	•	•	•	•
Four wheel disc brakes	•	•	•	•
Height adjustable head restraints	•	•	•	•
3-point inertia reel seat belts with pretensioners	•	•	•	•
Height adjustable front seat belts	•	•	•	•
Front and rear brake pad wear indicators	•	•	•	•
Height & reach adjustable steering column	•	•	•	•
Rear centre stop light	•	•	•	•
Headlight beam range control	•	•	•	•
Rear fog lamp	•	•	•	•
Seat belt warning signal - driver	•	•	•	-
Seat belt warning signal - driver and passenger	-	-	-	•
Additional Crew Cab Features				
Row of seats for 3 passengers in rear compartment	-	•	•	•
Fixed windows in sliding doors	-	•	•	•
Wood flooring	-	•	•	•
Roof trim to C-pillar	-	•	•	•
Warm/cool air duct to passenger compartment	-	•	•	•
Dark tinted glass in rear	-	-	-	•

Warranty

Mercedes-Benz Australia/Pacific Pty. Ltd. offers a warranty on Vito of 3 years/200,000km (whichever occurs first) and Mercedes-Benz Van Road Care, 24 hours a day, 365 days a year. Please note some vehicles are excluded. For further details and exclusions please consult your local authorised Mercedes-Benz Vans dealer.

Optional Equipment

109 111 115 120

Features	109	111	115	120
Paint (non-metallic) - Arctic white as standard	o	o	o	o
Metallic paint	o	o	o	o
Automatic transmission	-	o	•	•
Window airbags for driver and co-driver	o	o	o	o
Thorax airbag for driver and co-driver	o	o	o	o
Front passenger bench seat	o	o	o	-
Comfort driver and co-driver seats with armrests	o	o	o	o
Luxury driver & comfort passenger bench seat	o	o	o	-
Comfort passenger bench seat	o	o	o	-
Fixed side window	o	o	o	o
Manually operated rear vent windows	o	o	o	o
Rear barn doors (standard on high roof van)	o	o	o	o
16" light alloy wheels (4) and steel spare wheel	o	o	o	-
Multifunction steering wheel	o	o	o	o
PARKTRONIC	o	o	o	o
Vehicle alarm system	o	o	o	o
Light & rain sensor, vanity mirrors & centre console with stowage	o	o	o	o
Roof rails	o	o	o	o
Full wheel covers for steel wheels	o	o	o	-
Wood flooring	o	o	o	o
Full bulkhead with sliding window	o	o	o	o
Tinted windows	o	o	o	#
Parameterisable Special Module	o	o	o	o
Roof trim and interior light - cargo compartment	o	o	o	o
Alternator 14V/180A	o	o	o	•
Reverse warning system	o	o	o	o
Heated driver and co-driver seats	o	o	o	o
Additional Crew Cab Optional Equipment				
Luxury folding rear seat	o	o	o	o
Roof trim - passenger compartment	o	o	o	o
Comfort Pack - Luxury interior trim, panelling and flooring	o	o	o	o
Front sliding windows in sliding doors	o	o	o	o
Dual electric sliding doors (only with Comfort pack)	o	o	o	o

Specifications and information referred to herein were correct at the time of publication (January 2010). Some of the equipment depicted either on vehicle illustrations or separately may be non-standard or optional at extra cost. Mercedes-Benz Australia/Pacific Pty. Ltd. reserves the right to discontinue or modify any vehicle or optional equipment at any time without prior notice to meet any requirement of a manufacturing or commercial nature which it may deem appropriate. Consult your authorised Mercedes-Benz Van Dealer for the latest details on specification, options, prices and availability.