

This Brochure is prepared by Daimler AG and it predominantly reflects the capabilities and performance of vehicles sold in Europe. Some characteristics, capabilities, performance features and optional extras (e.g. towing systems) may not be available or may not apply in Australia or under Australian conditions. The information in this Brochure is therefore indicative, illustrative and provided only for guidance and should not be relied on. To obtain current and accurate information on a vehicle and any options applicable to Australia, contact your local authorised Mercedes-Benz dealer.



Mercedes-Benz

The E-Class

Saloon and Estate



Mercedes-Benz

t of an encounter, it's hard not to be impressed by the new E-Class AVANTGARDE. Its appearance speaks of a keener awareness of style. Once you've experienced its power and agility on the road, you'll know. Be it the axle load distribution or the design. And the range of available engines covers all your needs. Experience it for yourself. When was the last time you felt at home when out on the road? You'll leave the other equipment and appointments for your E-Class to your good taste and discretion. The front grille signals powerful forwards thrust. The new-look side sections with feature lines speak of a sense of space. The rear calls for a spectacular start. Safety is always also a question of technology. The answers are always to be seen. You brake faster when it really matters. You can gauge current speeds and distances. Driving a car means less stress – not more. In the new E-Class you are supported by a Mercedes-Benz driver. If you display signs of drowsiness you are warned immediately. This is how come you can meet new challenges. **In top shape.** It's good to know that there's a car prepared for them. They are solutions rather than problems. There's even an optional folding bench seat in the load compartment.



Saloon. The new E-Class makes lots of things easier for you. Except, that is, the decision about which model suits you best. The standard equipment and appointments for the Saloon impress in every discipline. Whilst the ELEGANCE line leaves a fine lasting impression both on the inside and from the outside with a whole host of high-quality trim and equipment elements, the AVANTGARDE line highlights the vehicle's sporty, dynamic character. Plus there are various safety and assistance systems which have one thing in mind above all: making driving more comfortable.

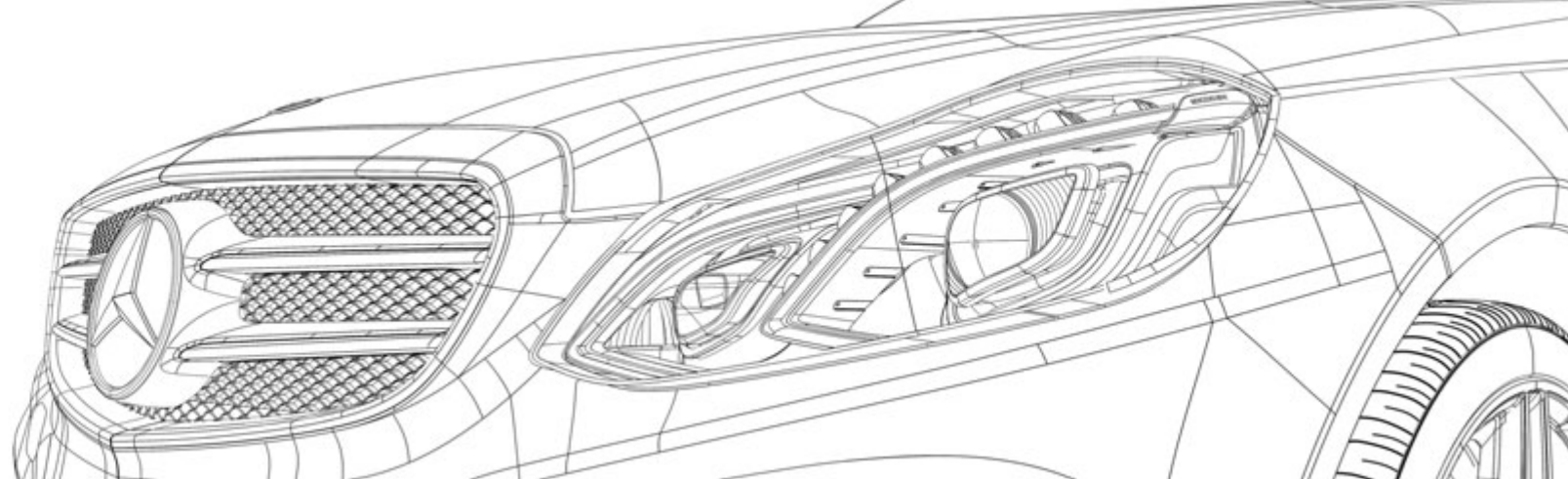
At a glance | page 4 Insight | from page 30

Estate. This E-Class is and remains something special. Especially elegant, especially flexible and also especially desirable. The Estate ensures that you make a befitting entrance – no matter where you might be. As a stylistically confident vehicle which represents your good taste. Its outstanding load capacity allows sports gear or work equipment to be transported. Seldom have utility and aesthetics been on such close terms.

At a glance | page 12 Insight | from page 30

Featured models:
E 500 Saloon iridium silver metallic Cover and from page 2 AVANTGARDE line with AMG Sports package, 5-twin-spoke AMG light-alloy wheels, crystal grey nappa leather upholstery, dark textured-grain aluminium trim
E 400 Estate obsidian black metallic Cover and from page 12 ELEGANCE line, multi-spoke light-alloy wheels, porcelain nappa leather upholstery, brown open-pore ash wood trim
E 63 AMG S-Model 4MATIC diamond white metallic BRIGHT from page 22 10-spoke AMG light-alloy wheels, black nappa leather upholstery, high-gloss black ash wood trim

The illustrations may include accessories and optional extras which do not form part of the standard specification



Systematic forwards thrust: BlueEFFICIENCY, Mercedes-Benz Intelligent Drive, diesel and petrol engines, transmissions and chassis.

Drive system & chassis | from page 36

Comprehensive protection: systems and technologies which minimise the risk of damage and danger for the occupants.

Safety | from page 48

Active relaxation: multimedia and assistance systems, climate control, seats and flexible load compartment.

Comfort | from page 54

Exclusive performance: E 63 AMG, AMG technology, and AMG equipment and appointments.

AMG | from page 64

Individualisation as requested: design and equipment lines and packages, design, standard equipment and optional extras, wheels and genuine accessories.

Equipment & appointments | from page 74

Star service: all you need to know about MercedesCard, Mercedes-Benz Financial Services, Mercedes-Benz mobility, Mercedes-Benz Museum, test drive, Interactive Owner's Manual and Mercedes-Benz Guides, mobile internet, service packages and accident repairs.

Services | from page 102

In detail: dimensions, technical data and paintwork.

Facts & colours | from page 104

For the record:

Executive post filled





Where does the pursuit of happiness end?

On the road in this case

From the initial visual impression to the tingling in the fingertips, and from the first to last moment of an encounter, it's hard not to be impressed by the new E-Class AVANTGARDE. Its appeal is further enhanced by the optional AMG Sports package, with the focus firmly on dynamic design and an even keener awareness of style. Once you've experienced its power and agility on the road, you'll know why those initial emotions were so intense. → Page 82–85, 90–91





Block your diary:

Agenda for the whole week: sportiness and refinement



Harmony is a recurring theme throughout the new E-Class. Be it the axle load distribution or the design. And the range of available engines covering all a driver could wish for – sporty refinement for pleasure or long-distance comfort for business. But it’s best to experience it for yourself. → Page 38-43





Memo:

The ideal place to forget about time

When was the last time you felt at home when out on the road? An attractive aluminium trim and a new centre console with an analogue clock bring refinement to the cockpit and create a space that is far away from the ordinary. Not least because we leave the other equipment and appointments for your E-Class to your good taste and sound judgement. One thing's for sure: there's no shortage of choice.





Like:

Always shows its best side.
Whichever way you look at it

The new E-Class redefines the meaning of size. Its stature signals powerful forwards thrust. The new-look side sections with feature lines signify dynamism and strength of purpose. Powerful and efficient engines then deliver on this promise. For a grand entrance calls for a spectacular start.

Safety check:

All systems active

Safety is always also a question of trust. The answer comes courtesy of the Mercedes-Benz Intelligent Drive technologies, which offer you all the assistance you need when you need it most. You see better and are better seen. You brake harder when it really matters. For everyone knows that a few seconds of foresight can sometimes be worth years. → Page 48-51



New:

Look for detours more often than short cuts





In an ideal scenario, driving a car means less stress – not more. In the new E-Class you are assisted by a multitude of helpful systems. For example, you can see current speed limits and overtaking bans on the instrument cluster, while your car can detect signs of drowsiness and advise you to take a break. As you're in such good hands, you might sometimes voluntarily take the longer route. Purely for relaxation purposes, of course. → Page 48, 56–57


Reply to all:

There's enough space for everyone

Life always throws up new challenges. It's good to know that there's a car prepared for them. The new E-Class Estate gives you what you would expect: freedom rather than restrictions, enjoyment rather than obligations and solutions rather than problems. There's even an optional folding bench seat in the load compartment. So you can do what you want. And lots more besides. → Page 60-63





The image shows the front interior of a Mercedes-Benz E-Class car at night. The dashboard is the central focus, featuring a wide panel of ash wood grain trim. Below the wood, there is a strip of ambient lighting that glows with a warm orange-red light. To the left, the center console is visible, equipped with a circular air vent, a radio unit with a rotary knob, and various control buttons. The instrument cluster and infotainment screen are partially visible in the background. The car's interior is illuminated by the ambient lighting and the city lights visible through the windshield.

Reminder:

The best lights come in threes

The new E-Class adapts to your requirements at the touch of a button. In the case of the ELEGANCE and AVANTGARDE design and equipment lines, for instance, you can choose from three different ambient lighting colours depending on your mood. This provides a particularly stylish showcase for the expressively grained wood elements in ash plus numerous seat appointments. Good taste is your trusty passenger here. → Page 78-85





Note:

There's no trend that can catch up
with real dynamism

Nowadays, anyone who sees themselves at the top has to have something special to offer. Like the E 63 AMG S-Model 4MATIC, for example. Its unique acceleration and impressive handling are the result of decades of developments at the highest level. You can now distribute the immense power planted on the road equally between all four wheels: this vehicle is the first performance saloon from Mercedes-AMG that underlines the ambition to lead with the AMG-specific 4MATIC all-wheel drive system. → Page 66-67

This evening:

Circuit training – for the muscle beneath the bonnet

Brace yourself for an encounter of an impressive nature. Because it's not only the engines of the AMG models that ensure lasting fascination. You will find the exclusive equipment and appointments just as difficult to resist as the light-alloy wheels. An ideal opportunity to increase your lead – even whilst at a standstill. → Page 68–73









On the wish list:

585 horses with red callipers

To make the best use of the power produced by the E 63 AMG S-Model 4MATIC, you have to be able to control it, which is why the brakes are as effective as the powerful drive system they counteract. Red-painted callipers signal that there is an immense amount of horsepower to be kept in check here. And demonstrate in action that at Mercedes-AMG everything is designed with a view to performance. Including the brakes, of course.





Top:


Pole position for every seat

And so that no misunderstandings arise inside the AMG model either, great care was taken to adapt every last detail to the sporty character. The special AMG interior with E-SELECT lever or AMG DRIVE UNIT is designed to make you feel like a top athlete, too. Whether you're sprinting or going long distance.

It's not just Oscar who helps keep you safe. Uwe, Gabi and Martin also do their bit

The outside temperature display in the new E-Class shows minus 18 °C. The windows are iced up. But it's a pleasant 21 °C inside. When the driver's door opens, Dr Oscar eases out of his seat, his joints grating a little. "All the measurements are done", says a colleague. But Dr Oscar doesn't join in with the discussion because he doesn't actually have a PhD. In fact, he's never even studied. He's more the object of studies. With his help, the developers are able to measure the perception of hot and cold from temperatures in excess of 70 °C down to minus 18 °C so that important safety questions can be answered. After all, a person can only control a vehicle reliably if they are in a fit state to do so. From head to toe. Our experts call this 'driver-fitness safety'. And when many details come together perfectly, it's all the higher. A pleasant interior temperature, an ergonomic sitting position, intuitive controls and intelligent assistance systems are just a few examples.

Important indicators here include body temperature and heart rate. That's why, in addition to using Dr Oscar, we work with real people with real senses. People like you. The more relaxed our testers are, the more reliable their reactions. Even though palpitations are a sign of excitement, the driver's heart beats for relaxation in the new E-Class.



ery and trim. In an accident. Metallic paints. Sound system. Petrol engines. AMG. Acc
onal extras. Fuel consumption. Interior. In the event of danger. LED daytime running la
ns. Standard equipment. Light. Multimedia systems. Drive system. Genuine accessorie
Surround sound system. Wheels. Interior. Safe driving. CO₂ emissions. Upholstery and
. BlueEFFICIENCY. In an accident. Metallic paints. Petrol engines. Sound system. AM
Optional extra. Fuel consumption. Interior. Airbags. In the event of danger. LED daytin
Dimensions. Standard equipment. Light. Multimedia systems. Drive system. Genuine
Surround sound system. Wheels. Interior. Acceleration. CO₂ emissions. Environment.
ms. Upholstery and trim. In an accident. Metallic paints. Petrol engines. Sound system
Chassis & suspension. Fuel consumption. Drive system. Interior. Airbags. In the event
e control. Seats. **The facts.** Paintwork. Total displacement. Climate control. Seats. Dime
s. Light-alloy wheels. Memory package. Transmissions. Surround sound system. Wheel

36 **Mercedes-Benz Intelligent Drive**37 **BlueEFFICIENCY**38 **Diesel engines**

4-cylinder in-line engines
V6 engines

40 **Petrol engines**

4-cylinder in-line engines
V6 engines
V8 engines

42 **Alternative drive systems**

HYBRID

44 **Transmissions**

6-speed manual transmission
7G-TRONIC PLUS
ECO start/stop function

46 **Chassis & suspension**

4MATIC (all-wheel drive)
DIRECT CONTROL suspension
Direct-Steer system
AIRMATIC (air suspension)

48 **Integral safety concept**

ATTENTION ASSIST
LED headlamps/LED
Intelligent Light System
Adaptive Highbeam Assist Plus
Driving Assistance package Plus
Lane Tracking package
PRE-SAFE® anticipatory occupant
protection system
COLLISION PREVENTION ASSIST
BAS PLUS with Cross-Traffic Assist
PRE-SAFE® Brake with
active pedestrian protection
Active bonnet
Restraint systems
NECK-PRO head restraints
Mercedes-Benz emergency call system
Measures after an accident

52 **E-Guard**54 **Multimedia systems**

COMAND Online
Becker® MAP PILOT
Harman Kardon® Logic 7®
surround sound system
Bang & Olufsen BeoSound AMG

56 **Assistance systems**

Parking package with 360° camera
Traffic Sign Assist
Reversing camera
Active Parking Assist with PARKTRONIC

58 **Climate control**

THERMATIC
THERMOTRONIC
Climatised seats

59 **Seats**

Active Multicontour Seat package

60 **Load compartment management**

EASY-PACK quickfold
EASY-PACK folding load
compartment floor
EASY-PACK load-securing kit

62 **Space**

EASY-PACK tailgate
EASY-PACK load compartment cover
Load compartment

64 **E 63 AMG**66 **E 63 AMG S-Model 4MATIC**68 **E 63 AMG technology**

AMG 5.5-litre V8 engine
AMG SPEEDSHIFT MCT 7-speed sports
transmission
AMG RIDE CONTROL sports suspension
AMG-specific 4MATIC all-wheel drive

70 **AMG Performance Studio**72 **E 63 AMG packages**

**74 Design and equipment lines,
incl. upholstery and trim**

Standard equipment
ELEGANCE line
AVANTGARDE line

86 Equipment packages

Exclusive package
Exterior Sports package
AMG Sports package
designo

94 Standard equipment**96 Optional extras****98 Wheels**

Standard wheels
Optional wheels
AMG wheels

100 Genuine accessories**102 Services**

MercedesCard
Mercedes-Benz Financial Services
Mercedes-Benz mobility
Mercedes-Benz Museum
Test drive
Interactive Owner's Manual and
Mercedes-Benz Guides
Mobile internet
Service packages
Accident repairs

104 Technical data

Technical data for Saloon
Technical data for Estate

110 Dimensions

Dimensions for Saloon
Dimensions for Estate

110 | 111 Paintwork

Mercedes-Benz Intelligent Drive – a new era in mobility

Our engineers focus on the future every day, the aim being to implement innovative technology. This aspiration has resulted in developments that have had a lasting impact on automotive engineering. In other words, we are working to make sure that a Mercedes-Benz will always be ahead of its time.

We have developed one groundbreaking solution after another to get closer to realising our vision of safe and accident-free driving. Innovative technologies such as the PRE-SAFE® anticipatory occupant protection system and DISTRONIC PLUS adaptive cruise control first made it onto the road in a Mercedes-Benz, setting new standards in vehicle safety. Because it was the first time active and passive systems had been combined – for even better protection and ride comfort.

Mercedes-Benz Intelligent Drive takes things a stage further by intelligently combining sensors with safety and assistance systems. For us, it's a logical progression as the traffic situation has changed. There are more vehicles on the road, the driver's job is becoming more complex and the likelihood of distraction is increasing.

To give the driver even more assistance and deal with the situation effectively, we have revolutionised the car once more: a Mercedes-Benz is now able to “see” better in all the dimensions. It has an even better view of the road and other road users, and it can react to what it sees.

We have developed a stereo camera system that is capable of seeing in three dimensions. Together with further sensors, this produces a 360° all-round view – a precise image of the surroundings. If the driving assistance and safety systems detect danger, they can respond within a fraction of a second to provide the driver with the right assistance for the situation in hand. By braking or performing an evasive manoeuvre in dangerous situations. Or by dimming part of main beam for the benefit of oncoming traffic, for example.

Pioneer of innovation – Mercedes-Benz Intelligent Drive once again underlines our ambition to lead and points the way ahead to accident-free and autonomous driving. The following pages include further information about our safety and comfort systems. They are available as standard equipment or optional extras for the E-Class, depending on the model specification. Further details can be found on pages 48–51, 56–57, 75 and 96.

BlueEFFICIENCY – fast forward to tomorrow

Mercedes-Benz is quicker at getting future technologies to where they matter most: on the road. With ever more efficient vehicles and a production process that wastes fewer and fewer resources. We call this comprehensive approach BlueEFFICIENCY. By way of example, BlueTEC technology for the diesel engine reduces nitrogen oxide

emissions by up to 90%, while Natural Gas Drive drastically reduces emissions and fuel costs. Our HYBRID models featuring an intelligent combination of internal combustion engine and electric drive can reduce fuel consumption significantly, while the SLS AMG Coupé Electric Drive takes electromobility to a new level.

Technical and aerodynamic optimisation measures right down to the last detail make the BlueEFFICIENCY Editions available in selected model series true champions of efficiency.

But every E-Class model already boasts a raft of BlueEFFICIENCY features – holistic vehicle optimisation measures that are adapted specifically for this model series.



- 1 Efficient alternator charges in deceleration mode
- 2 Optimised aerodynamics thanks to variable radiator shutter for 4-cylinder models
- 3 New 4-cylinder petrol engine with very low fuel consumption (E 200 and E 250)
- 4 Optimised V6 and V8 petrol engines, including direct injection and turbocharging (E 400 and E 500)
- 5 Some of the diesel and petrol engines already meet the emission class 6 requirements
- 6 ECO start/stop function – stops the engine when the car is stationary
- 7 Fuel consumption history shown as a bar chart on the display (in conjunction with optional COMAND Online)
- 8 Electromechanical Direct-Steer system only requires energy when actually steering
- 9 ECO display
- 10 Tyres with optimised rolling resistance (depending on the particular wheel and tyre combination)

Diesel engines

Maximum pulling power and extremely smooth-running – with lower fuel consumption and emissions: the diesel engines for the new E-Class combine these characteristics – something which was considered impossible for a long time.

4-cylinder in-line engines. The 4-cylinder diesel powerplant, available with a choice of three power outputs, displays contemporary qualities, including impressively rich torque and low fuel consumption. This is made possible by a complete package of consumption-reducing technologies.

The current-generation common-rail diesel technology impresses by virtue of an injection pressure increased to up to 2000 bar, optimised combustion chambers, and extremely fast and precisely controlled piezo injectors. High torque is available in every engine speed range thanks to the high ignition pressure and the turbocharger, while the requisite refinement comes courtesy of two Lanchester balancer shafts. The radiator shutter reduces the air resistance if the engines require only moderate cooling.

The 4-cylinder diesel engine is available in the following variants:

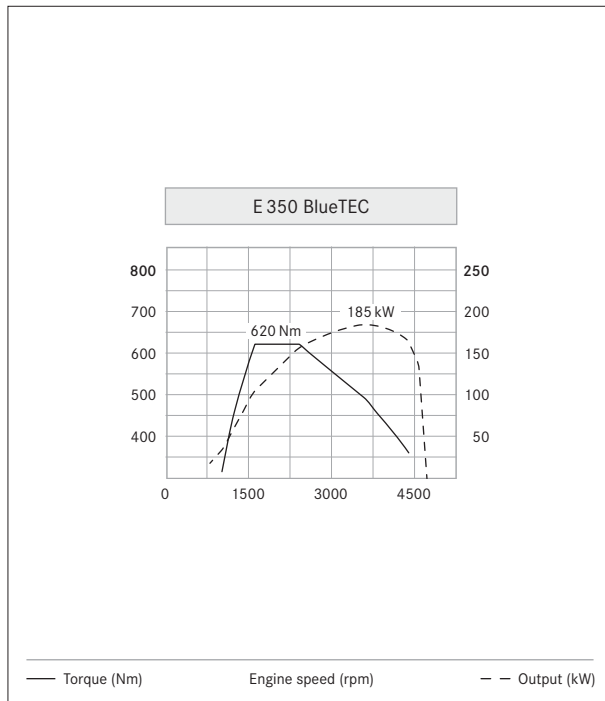
- In the E 200 CDI with 100 kW (136 hp) and a maximum torque of 360 Nm
- In the E 220 CDI with 125 kW (170 hp) and a maximum torque of 400 Nm
- In the E 250 CDI/E 250 CDI 4MATIC with 150 kW (204 hp) and a maximum torque of 500 Nm

Maximum efficiency: the E 220 CDI BlueEFFICIENCY Edition special model with 125 kW (170 hp) lowers the CO₂ output to an average of 119 grams per kilometre (only available as a Saloon).

V6 engines. The 170 kW (231 hp) E 300 BlueTEC and the 185 kW (252 hp) E 350 BlueTEC/E 350 BlueTEC 4MATIC boast V6 diesel engines with particularly low-emission BlueTEC technology. Fast and precisely switching piezo

injectors, a high injection pressure plus a maximum torque of 540 Nm for the E 300 BlueTEC and 620 Nm for the E 350 BlueTEC mean effortlessly superior pulling power in every driving situation. BlueTEC is currently the world's cleanest diesel drive system thanks to the cleaning and aftertreatment of exhaust gases, resulting in exemplary emission figures and classification as emission class Euro 6.

In addition, the ECO start/stop function ensures that the engine is stopped temporarily when the vehicle is at a standstill, and thus saves fuel. Furthermore, the ECO display in the instrument cluster provides information about the efficiency of your driving style and recommends gear changes for even greater efficiency.



The E 350 BlueTEC reaches its peak torque quickly



The optimised E 350 BlueTEC combines its high pulling power with appropriately low consumption and emission figures

Petrol engines

Highly developed efficiency – more agility and motoring pleasure coupled with lower fuel consumption: a wide selection of both new and tried-and-trusted engines with innovative technologies reduces the burden on the environment ever further. The ECO start/stop function which comes as standard with all of the petrol models makes this tangible each time you come to a halt.

4-cylinder in-line engines. The new 4-cylinder petrol engine with direct injection, variable valve control and turbocharging boasts better output and torque figures than its predecessor as well as low consumption and emission figures. The multiple direct petrol injection with fast-switching piezo injectors optimises the air/fuel mixture, thus facilitating almost complete combustion of the fuel. The reduced engine weight plus the lower internal friction also contribute to the reduction in fuel consumption and emissions, as does the standard-fit ECO start/stop function.

The 4-cylinder petrol engine comes with a choice of two power outputs:

- In the E 200 with 135 kW (184 hp) and a maximum torque of 270 Nm (manual transmission) or 300 Nm (7G-TRONIC PLUS)
- In the E 250 with 155 kW (211 hp) and a maximum torque of 350 Nm

V6 engines. The 6-cylinder petrol engines from the BlueDIRECT engine family are now supplemented by the new E 400. The twin turbochargers result in a significant increase in the torque and output – with a lower displacement. Fundamentally, all the engines impress with their lower fuel consumption and correspondingly low CO₂ emissions. The third generation of direct injection petrol engines from Mercedes-Benz operates using spray-guided combustion and high-pressure injection. All the engine versions are also optionally available with the all-wheel drive system 4MATIC.

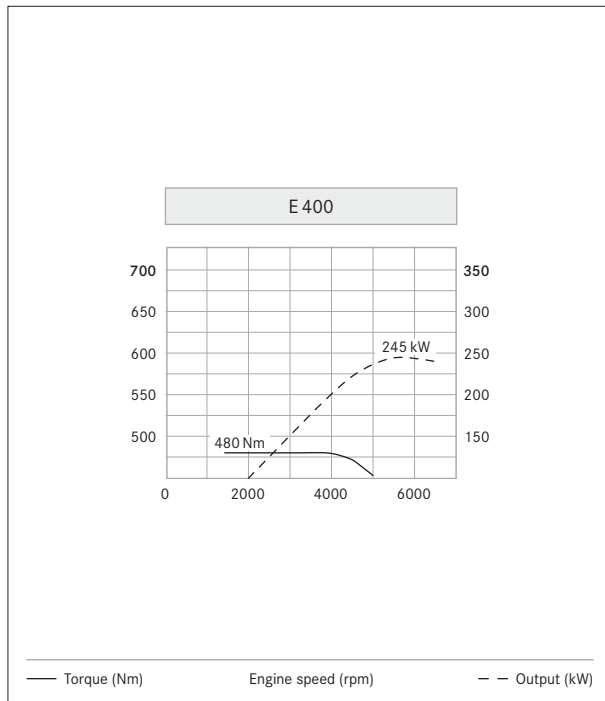
The power outputs of the 6-cylinder petrol engine:

- In the E 300/E 300 4MATIC with 185 kW (252 hp) and a maximum torque of 340 Nm
- In the E 350/E 350 4MATIC with 225 kW (306 hp) and a maximum torque of 370 Nm
- In the E 400/E 400 4MATIC with 245 kW (333 hp) and a maximum torque of 480 Nm


V8 engines. This powerplant in the BlueDIRECT engine family offers what are in this output category relatively favourable consumption figures. This is also thanks to the lightweight design, the direct petrol injection and the BlueEFFICIENCY technologies. What's more, high-calibre driving dynamics are palpable at all times in the E 500 and E 500 4MATIC, thanks to twin turbochargers and an intercooler. To put this into figures: an output of 300 kW (408 hp), a peak torque of 600 Nm available from just 1 600 rpm and outstanding acceleration. All of which makes for effortless superiority in practically any driving situation.

The power outputs of the AMG V8 engines:

- In the E 63 AMG/E 63 AMG 4MATIC with 410 kW (557 hp) and a maximum torque of 720 Nm
- In the E 63 AMG S-Model 4MATIC with an immense 430 kW (585 hp) and a maximum torque of 800 Nm



The E 400 offers the ideal combination of driving enjoyment and efficiency



The E 400 has a peak torque of 480 Nm – and supreme pulling power on tap in every driving situation

Alternative drive systems

Mercedes-Benz underlines its innovative strength with technologies which lower fuel consumption and reduce CO₂ emissions even further. The E 300 BlueTEC HYBRID combines a diesel engine with an electric motor.

E 300 BlueTEC HYBRID. Available as both a Saloon and as an Estate, the E 300 BlueTEC HYBRID is one of the most efficient models in its class. The 4-cylinder diesel model boasts 150 kW (204 hp) and a peak torque of 500 Nm. Together with a compact electric motor with 20 kW and 280 Nm, the result is an efficient overall concept. To put this into figures: 4.5–4.1 litres per

100 kilometres. Exemplary CO₂ emissions are almost a matter of course, as is the familiarly generous space concept. The hybrid concept offers a unique driving experience. The internal combustion engine can be disconnected from the powertrain whilst driving, thus allowing emission-free “sailing” at speeds of up to 160 km/h. Electric driving at low speed reduces fuel consumption,

especially in stop-and-go traffic or when driving at constant speed. For rapid acceleration, the electric motor assists the diesel engine, making more torque available. Optimum control of the link-up between the diesel engine and the electric motor is assured automatically.



The readout on the central display provides information about the current energy flow and the battery's state of charge

Transmissions


The 6-speed manual transmission and the optimised automatic transmission 7G-TRONIC PLUS are precisely tuned to every engine. What's more, both types of transmission also impress with their intuitive and ergonomic operability.

6-speed manual transmission. The 4-cylinder models (except E 250 CDI 4MATIC, E 300 BlueTEC HYBRID and E 250) are paired with a 6-speed manual transmission as standard, offering impressively short and precise shift travel and facilitating sporty, rapid gear changes. Here the gear ratios and the rear axle ratio are optimally tuned to the engine output in each case. A display on the instrument cluster indicates recommended gear changes to further encourage a highly efficient driving style.

7G-TRONIC PLUS. The E 250 CDI 4MATIC, E 300 BlueTEC HYBRID and E 250 models, as well as the V6 and V8 models, are equipped with the 7G-TRONIC PLUS 7-speed automatic transmission as standard. The transmission is controlled using the DIRECT SELECT lever, while the driver is able to influence the gear changes using the steering-wheel shift paddles. The seven forward gears allow an optimum engine speed at all times, thus helping to reduce fuel consumption. Compared to the preceding 7G-TRONIC transmission, the electrohydraulic control unit has been enhanced, while the engine and transmission software has been optimised,

resulting in further improved gearshift dynamics and gearshift quality. Furthermore, the 7G-TRONIC PLUS gives the driver more direct vehicle response to changes in the accelerator pedal position.

ECO start/stop (standard). The engine is automatically switched off whenever the vehicle is at a standstill – in this simple way the ECO start/stop function achieves a considerable reduction in fuel consumption and emissions, for instance when stopped in a traffic jam or at traffic lights.



The 7G-TRONIC PLUS: one of over 18 million Mercedes-Benz automatic transmissions produced in a period spanning more than 50 years

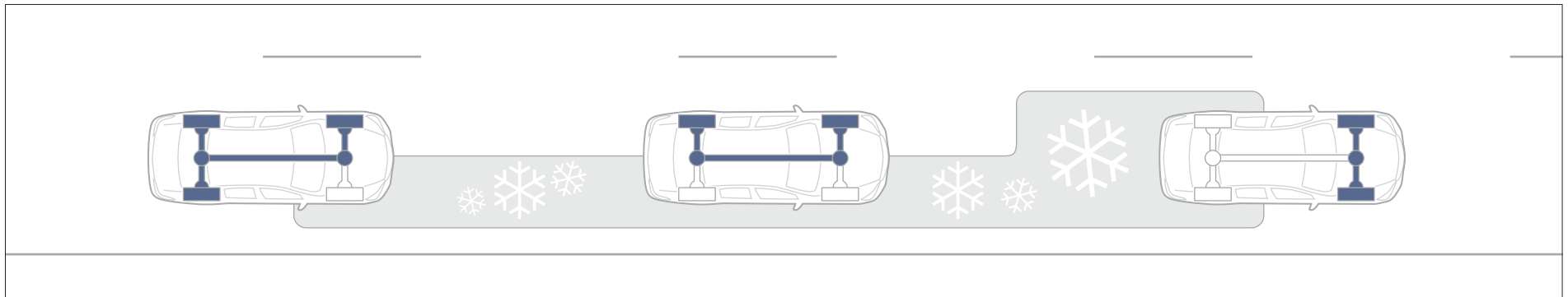
Chassis & suspension

The optionally available 4MATIC permanent all-wheel drive provides impressive traction as well as enhanced driving stability. The DIRECT CONTROL suspension and the AIRMATIC air suspension really come into their own on the road. They offer a high level of comfort and are also tuned to ensure a sporty driving style and driving enjoyment.

4MATIC (optional). As the all-wheel drive system 4MATIC is always active, it responds almost instantaneously in poor weather conditions such as rain, black ice or snow. 4MATIC is assisted by the Electronic Stability Program ESP® and the electronic traction system 4ETS. The latter enables controlled braking of spinning wheels and, as a consequence, increases the drive torque at the wheels

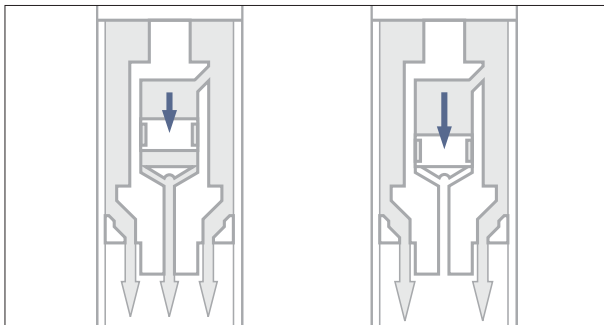
offering good traction, allowing plenty of power to be planted on the road when moving off and when accelerating, especially on poor road surfaces. 4MATIC makes conventional differential locks superfluous: the automatic braking pulses make it easier to move off on slippery ground as well as enhancing stability during critical manoeuvres. A further advantage of the system is the fact that it is hardly

any heavier than the rear-wheel-drive version on account of the compact design, intelligent choice of materials and high level of efficiency. 4MATIC is available for the E 250 CDI model as well as in conjunction with the V6 and V8 engines (E 350 BlueTEC, E 300, E 350, E 400 and E 500).



The electronic traction system 4ETS sends the drive torque to the wheels offering sufficient grip and thus facilitates even better traction in wet conditions, on ice or in snow

DIRECT CONTROL suspension (standard). The DIRECT CONTROL suspension with selective damping system combines agility and ride comfort, as the damping effect is adjusted to suit the current driving situation. The enhanced damping and vehicle stability are especially noticeable on poor road surfaces. A sports-tuned version of the DIRECT CONTROL suspension, coupled with a body

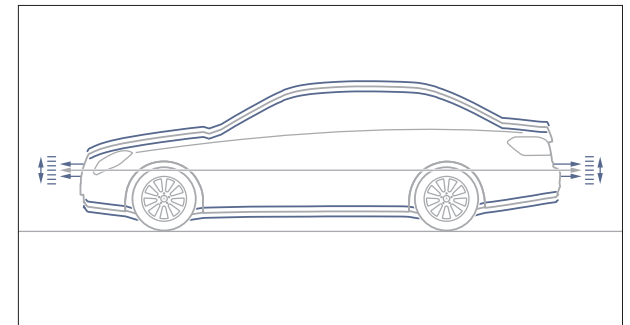


Blends agility with a high level of comfort – the DIRECT CONTROL suspension adjusts the shock absorbers automatically

lowered by 15 mm, is available as an option (standard for AVANTGARDE line and models with Exterior Sports package or AMG Sports package). The E-Class Estate features air suspension with integrated level control on the rear axle. Fitted as standard, this system ensures constant spring travel and ground clearance – irrespective of the vehicle load.

Direct-Steer system (standard). The Direct-Steer system has a more direct steering ratio in the case of large steering angles and reduces the steering effort required, for example when taking tight bends, thus enhancing the car's agility and steering comfort.

AIRMATIC (optional for 4- and 6-cylinder models, standard for E 500/E 500 4MATIC). AIRMATIC air suspension, with adaptive shock absorbers, adapts itself automatically in line with the current road conditions, vehicle load and driving situation. The driver can also select comfort-oriented plus sporty settings manually – for improved roadholding and individual driving enjoyment.



AIRMATIC keeps the vehicle at a constant ride height, irrespective of the vehicle load, or it can lower and raise the ride height as and when required

Integral safety concept

The vision of accident-free driving drives us forward. Our integral safety concept brings us a step closer to achieving this aim – a comprehensive approach that can enhance safety in any situation.

As the inventor of the car we feel that we have a special responsibility for road safety. This is why we are the first car manufacturer to have developed an integral safety concept which seamlessly blends active and passive safety measures for comprehensive protection. This extensive concept is split into four phases and provides safety solutions for almost any situation. It includes systems for safe driving which help to avoid risks by warning you and coming to your aid in good time. Our unique PRE-SAFE® system¹ kicks in in the event of danger and activates preventive measures for occupant protection. If a collision should still occur in spite of all the preventive measures, further technologies ensure protection as needed. We have also borne in mind the time immediately following an accident and developed solutions which can help prevent worse and facilitate rapid help.

A selection of these technologies for the “Safe driving”, “In the event of danger”, “In an accident” and “After an accident” phases is presented on the pages which follow.

Safe driving: ATTENTION ASSIST¹ (standard). This drowsiness detection system can be useful on long trips in particular. Between 60 and 200 km/h sensors analyse driving behaviour and can detect deviations from a previously determined, individual driver profile, enabling timely alerts in the event of serious lapses in concentration or drowsiness. A dedicated menu in the instrument cluster provides the driver with additional information.



If signs of increased driver inattention or drowsiness are detected, ATTENTION ASSIST advises taking a break

Safe driving: LED headlamps (standard). The innovative lighting units with LEDs for the headlamps, daytime running lamps and position light ensure maximum brightness in road traffic, whilst at the same time offering less glare, minimum energy consumption and a longer life. The LED Intelligent Light System¹ (optional) can also flexibly adjust the light distribution to the driving situation and the course of the road, and all the light functions here feature LED technology.

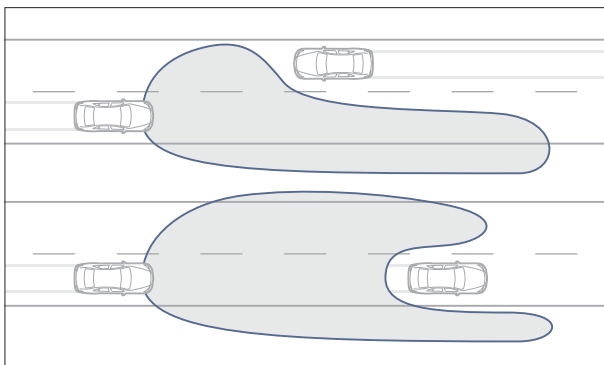


The innovative and efficient LED technology for the headlamps is available in two versions

¹ Integral component of Mercedes-Benz Intelligent Drive. More on page 36

Safe driving: Adaptive Highbeam Assist Plus¹ (optional).

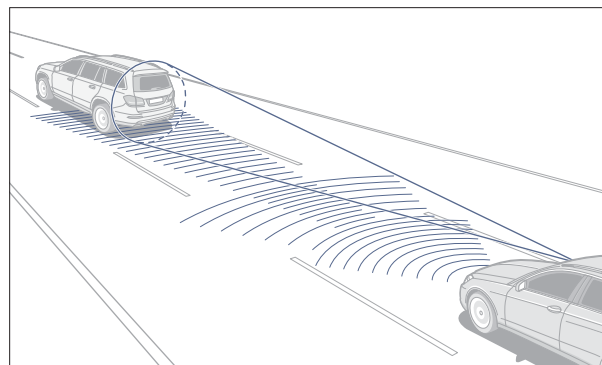
When there are oncoming vehicles or vehicles in front, part of the main beam light cone is left out so as not to dazzle other road users. This means that the main beam can also be used when there is oncoming traffic and traffic in front of you. Over and above this, the control function dims main beam where there are highly reflective signs at the edge of the light beam.



Adaptive Highbeam Assist Plus always provides the best possible headlamp range automatically

Safe driving: Driving Assistance package Plus¹ (optional).

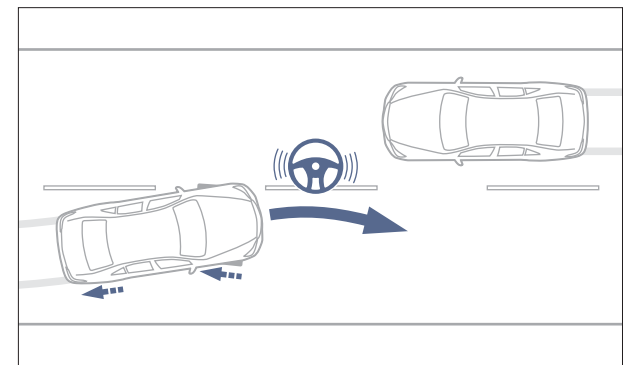
DISTRONIC PLUS with STEER CONTROL¹ assists the driver at speeds of 0 to 200 km/h by maintaining the desired distance from the vehicle in front. STEER CONTROL makes the driver's job easier by helping with lane guidance and allows semi-autonomous driving when following a traffic jam. Further components include PRE-SAFE[®] Brake¹ with pedestrian protection, Active Lane Keeping Assist, Active Blind Spot Assist¹ and BAS PLUS with Cross-Traffic Assist¹.



The DISTRONIC PLUS adaptive cruise control with STEER CONTROL can brake the car to a standstill and then start the car moving again

Safe driving: Lane Tracking package¹ (optional).

Lane Keeping Assist (available as an option) recognises the continuous white lines as well as broken lane markings. The system can warn the driver via vibrations on the steering wheel if they leave their lane unintentionally. The Blind Spot Assist¹ (optional extra) monitors the blind spot alongside the vehicle from a speed of 30 km/h and can give audible and visual warnings if dangers are detected in this area.



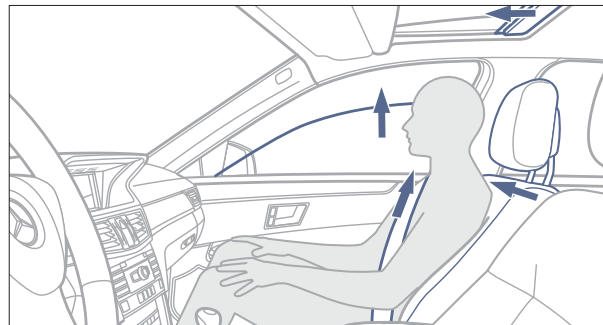
Active Lane Keeping Assist can warn the driver against leaving their lane unintentionally and help keep the car in its lane

In the event of danger: PRE-SAFE® anticipatory occupant protection system (optional). The preventive occupant protection system is able to recognise critical driving situations in advance and, as a precaution, it can activate safety systems. This is based on PRE-SAFE® continuously monitoring sensor data from systems like the ESP®¹ and BAS, and can thus, for example, analyse driving situations such as oversteer/understeer as well as emergency braking. If a critical driving situation is detected, in fractions of seconds the belts on the front seats can be reversibly tensioned and the side windows automatically closed, so that the belts and airbags are able to deploy their full protective effect should an impact occur. In addition to this the new, extended PRE-SAFE® PLUS¹ (integral component of the optional Driving Assistance package Plus¹) can also use a radar sensor in the rear bumper to detect potential hazards in the rear area and initiate additional, effective safety measures. If an impact is imminent, the rear indicators flash at a faster frequency to warn the traffic behind. Furthermore, preventive measures such as stalling can be activated to reduce the risk of secondary collisions and lessen the forces exerted on the occupants by reducing the forwards jolt.

¹ Integral component of Mercedes-Benz Intelligent Drive. More on page 36

In the event of danger: COLLISION PREVENTION ASSIST¹ (standard). The system can detect insufficient distance between the car and the vehicle in front and then give the driver an audible warning. If there is a risk of a collision with a slower moving or stopping vehicle within defined speed ranges, the driver receives audible and visual warnings. During braking, Active Brake Assist can provide the braking force required to avoid an imminent collision or at least reduce its severity.

In the event of danger: BAS PLUS with Cross-Traffic Assist¹ (integral component of the optional Driving Assis-



The PRE-SAFE® anticipatory occupant protection system can recognise critical driving situations and initiate measures to protect the occupants

tance package Plus¹). The foresighted braking assistance system BAS PLUS¹ calculates the braking pressure which is required in order to prevent a collision or reduce the severity of the accident. It then initiates partial or even full braking if the driver does not hit the brakes hard enough. BAS PLUS can also intervene to provide assistance in situations involving crossing vehicles. Plus the system can detect pedestrians in the area ahead of the vehicle and augment the braking power applied when the driver presses the brake pedal if necessary.

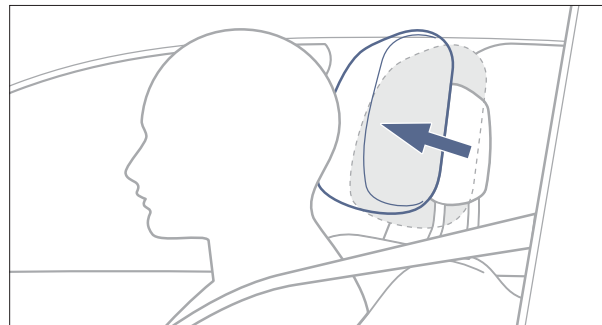
In the event of danger: PRE-SAFE® Brake¹ with active pedestrian protection (integral component of the optional Driving Assistance package Plus¹). As a three-stage warning and braking system PRE-SAFE® Brake is able to intervene before an impending rear-end collision at speeds of up to 200 km/h: if the driver fails to react to a first warning, autonomous partial braking is performed. The system can then trigger autonomous emergency braking if there is still no reaction from the driver. Autonomous braking can help prevent head-to-tail collisions with stationary vehicles and collisions with pedestrians in the area ahead of the car at speeds of up to 50 km/h.

In an accident: active bonnet (standard). The active bonnet can reduce the risk of injury to pedestrians or cyclists if they are involved in a collision with the bonnet in a speed range between 25 and 55 km/h. To cushion the blow, the bonnet is raised approximately five centimetres at the rear, which can reduce the risk of severe injuries.

In an accident: airbags (standard). 3-point seat belts, belt tensioners, belt-force limiters and airbags are optimally coordinated with each other. Nine airbags can all help to prevent injuries. In order to protect the occupants two adaptive front airbags are installed, which are deployed depending on the severity of the accident. What's more, there are sidebags and pelvis airbags fitted in the front seats, and two large windowbags are also integrated. The kneebag can further reduce the forces exerted on the driver during an accident. In addition to this, the optional Rear Seat Safety package includes sidebags and adaptive belt force limiters for the outer rear seats.

In an accident: NECK-PRO head restraints (standard). The NECK-PRO head restraints for the driver and front passenger can be activated in a rear impact: a spring mechanism moves the head restraints forwards and upwards; the head can thus be supported earlier and the strain on the spine can be reduced.

After an accident: Mercedes-Benz emergency call system (component of COMAND Online). This system can make an emergency call automatically using a mobile phone which is on standby and connected to the vehicle as soon as the restraint system detects an accident.



The NECK-PRO head restraints can reduce the risk of whiplash significantly in a rear impact

At the same time, the GPS position data and other data about the vehicle are transmitted to the Mercedes-Benz emergency call centre, after which a voice connection is established. The emergency call system can also be triggered manually.

Measures after an accident. In order to reduce consequential damage and, where necessary, to support the rescue of the occupants, Mercedes-Benz has developed further measures. These include the automatic engine cut-off or the activation of the hazard warning lamps and the emergency interior lighting. The central locking also opens automatically, and crash joints between the door and the wing make it easier to open the doors after an accident. In addition Mercedes-Benz makes Guidelines for Rescue Services available; helpers can download them in different languages all over the world from the internet at www.mercedes-benz.de/rettungslaufplan. As you can see, at Mercedes-Benz consideration has been given to safety in every situation.

E-Guard

The E-Class Saloon with ex-factory ballistic protection continues the 80-plus year tradition of armoured vehicles at Mercedes-Benz. When it comes to your personal protection, the E-Guard is just the one for the job.

Mobile protection – the E-Guard: tested and certified by internationally recognised official organisations in accordance with ballistic protection level VR4 and higher – forearmed for extreme situations. Like every Mercedes-Benz Guard model, the E-Guard has been designed specifically for its own operating conditions. It may look exactly like a series-production model on the outside, but this outer skin conceals a whole network of protective components. In order to achieve the same structural rigidity, dimensional accuracy, corrosion protection and surface quality as for the series-production models, the E-Guard passes through

the same body stations on the assembly line. As a fully-fledged 5-seater, the E-Guard Saloon provides all the space and comfort you would expect. Virtually all the innovative comfort and safety features available for the standard-production models can be ordered. Refinement and dynamism are likewise on a par with the production E-Class. The available engines range from a V6 diesel to a V8 petrol engine with twin turbochargers. Plus there is a vast selection of individually configurable optional extras all designed to enhance the level of protection offered by the E-Guard.

One of the ballistic tests involves checking the E-Guard for resistance to projectile penetration. And it goes without saying that the car also has to pass all the usual Mercedes quality and safety tests as well as display full everyday practicality. What's more, all the safety components – such as the electronic control systems, the brakes, the chassis and the suspension – have been adapted to take into account the vehicle's heavier weight. The E-Guard is therefore an impressive combination of protection and comfort, as one would expect from a Mercedes.



Mobile protection for extreme situations – the E-Guard: tested and certified by internationally recognised official organisations in accordance with ballistic resistance level VR4 and higher

Multimedia systems

The multimedia functions in the E-Class can be operated intuitively via an easy-to-use Controller located on the centre console, via buttons on the devices themselves or the multifunction steering wheel.



COMAND Online is a combination of audio system, navigation system and telephone functions. All of the main settings can also be programmed using the LINGUATRONIC voice-operated control system

COMAND Online (optional). The multimedia system boasts a high-resolution 17.8 cm display with TFT technology and a flat-frame look. The system's functions include a radio, speed-sensitive volume control, the Music Register with a 10 GB hard disc, hard-disc navigation and free European map data updates for three years. The best in entertainment is provided courtesy of the DVD player, which can play CDs and MP3 files as well as video and audio DVDs. The online function facilitates access to the internet and Mercedes-Benz mobile services via an internet-capable mobile phone. A USB connection, a slot for SD memory cards and a Bluetooth® interface and the optional Media Interface allow connection to external data storage media. And with the optional telephone module the system can also be fitted with its own SIM card. Navigation is via the COMAND Controller and via the multifunction steering wheel. With LINGUATRONIC, COMAND Online can be controlled by voice entry. The Digital Owner's Manual contains the complete descriptions for operating the vehicle and the COMAND Online system. It can be called up quickly and easily via the system.

Becker® MAP PILOT (optional). The Becker® MAP PILOT allows the Audio 20 CD to be extended, making it a fully fledged built-in navigation device. A GPS receiver and computer unit form part of the device. The system is operated via the central Controller in front of the armrest, whilst addresses can also be entered via speech. Current map data are available via a simple update from the internet.



Audio 20 CD with optional Becker® MAP PILOT

Harman Kardon® Logic 7® surround sound system (optional). The 610-watt high-performance system with fully digital surround sound turns every journey into an acoustic experience, too. 14 high-performance loudspeakers, Logic 7® multi-channel surround sound technology plus the automatic volume adjustment offer listening pleasure that is optimally tuned to the interior of the vehicle.



Harman Kardon® Logic 7® surround sound system

Bang & Olufsen BeoSound AMG (optional). With 15 high-performance loudspeakers, a 16-channel DSP amplifier and an ICEpower amplifier this 1200-watt high-end surround sound system ensures first-class acoustics. The surround sound playback can be individually adjusted throughout the entire passenger compartment. The surround sound playback can be individually adjusted to the entire passenger compartment. 3D surround sound and speed-sensitive volume control ensure constant listening pleasure.



15 loudspeakers and 1200 watts delight the ears: the Bang & Olufsen high-end sound system

Assistance systems

Just like in real life: assistance systems are tasked with making our life easier. In this respect, features such as the 360° camera, the Traffic Sign Assist and the Active Parking Assist enhance the feeling of comfort and safety in the E-Class.



The 360° camera system uses four cameras to provide views all around the vehicle

Parking package with 360° camera¹ (optional). The Parking package includes the 360° camera, as well as Active Parking Assist including PARKTRONIC¹. The Parking package with the 360° camera feature comprises a close-range camera system with four networked cameras and a control unit which can display a homogenous all-round view. One camera is mounted at the front, there is one in each exterior mirror and one in the centre at the rear of the car. Based on the information, the system calculates various views around the vehicle as well as a true-colour image of the vehicle and its surroundings from a bird's-eye perspective. The different perspectives can be selected using the COMAND Controller. The 360° camera is activated when reverse gear is engaged or by selecting it in the COMAND system. The images appear on the multimedia system display and can be changed automatically depending on the direction of travel. Dynamic guide lines make it easier to get one's bearings and help with manoeuvring back onto a trailer's drawbar if a trailer coupling is fitted, for example.

¹ Integral component of Mercedes-Benz Intelligent Drive. More on page 36

Traffic Sign Assist¹ (optional in conjunction with COMAND Online). A camera registers the surroundings, can detect signposted speed limits by comparing with data from the navigation system, and indicate the detected maximum speed on the instrument cluster and the central display. Furthermore, other traffic signs - such as those indicating additional speed limit information as well as “no overtaking” signs, signs signalling the end of restrictions and “no entry” signs (currently only applies to Germany) - can be detected and displayed.



As well as speed restrictions, the Traffic Sign Assist also indicates “no overtaking” signs and “no entry” signs at motorway junctions

Reversing camera¹ (optional). The reversing camera records the area immediately behind the vehicle. It automatically switches itself on when reverse gear is engaged and affords the driver more safety when parking. Static and dynamic guide lines help when manoeuvring. The reversing camera is only available in conjunction with the COMAND Online, which also comes as an option.



During parking, the COMAND Online central display shows the area behind the car

Active Parking Assist with PARKTRONIC¹ (optional). When driving slowly, twelve ultrasonic sensors monitor the surroundings and can detect suitable parking spaces, indicating them in the instrument cluster. A control unit processes the signals and calculates the best line to take to get into the space. For the first time the E-Class offers functions for automatically entering perpendicular parking spaces and for automatically entering and exiting parallel parking spaces with active steering and braking intervention.



The display in the instrument cluster gives a clear picture of the parking manoeuvres at all times

Climate control

A pleasant interior climate is paramount when it comes to ensuring a high level of stress-relieving safety. The climate control system for the E-Class is therefore exceptionally versatile and can be adjusted to meet the needs of each individual occupant.

THERMATIC (standard). The THERMATIC automatic climate control system controls the temperature and ventilation for the driver and front passenger. For example, a sun sensor registers the intensity of the sun and the beam direction. Also standard: air recirculation, a cooled glove compartment and the dust and activated charcoal filter, which filters out fine particles and improves overall air quality.

THERMOTRONIC (optional). The THERMOTRONIC luxury automatic climate control system (standard for V8 models) allows the driver and front passenger each to set their own individual temperature, while the rear passengers have their own control unit. What is more, the automatic mode can be adapted to individual needs as there are three climate styles to choose from.

Climatised front seats (optional). The airflow for the climatized seats has been configured to ensure a well-balanced seat climate. There is a choice of three-stage seat heating and three-stage active ventilation for cooling the seats. The output of the climatized seats is reduced automatically after a certain time. The settings for the driver and front passenger are controlled separately using the controls on the centre console.



The controls for the THERMOTRONIC luxury automatic climate control system are ergonomic and intuitive

Seats

The seats combine ride comfort with ergonomics and safety – both at the front and in the rear.



The front seats with standard-specification NECK-PRO head restraints are ergonomically shaped and provide firm support. Their height and backrest angle can be electrically adjusted. With the optionally available climatised seats the front seats are actively ventilated and heated. In the version which features multicontour seats (optional), for which ventilation and heating are also offered, inflatable air chambers are integrated. The outer rear seats are equipped with belt force limiters and belt tensioners as standard.

Active Multicontour Seat package (optional). The active multicontour seat ensures comfortable driving and lateral support. Air chambers and seat side bolsters adjust dynamically to suit the current driving situation. Further-enhanced comfort is assured by a 7-zone dynamic massage function, NECK-PRO luxury front head restraints, and pneumatic adjustability of the seat cushion length, the backrest side bolsters and the lumbar support.

The active multicontour seats are designed to meet the highest requirements in terms of individual seating comfort, ergonomics and safety

Load compartment management

The E-Class Estate has plenty of stowage space. Intelligent solutions are required to enable it to be used efficiently – such as the EASY-PACK load compartment management system.

EASY-PACK quickfold (standard). For easier loading, there is an actuating lever on the left and right at the D-pillars, enabling the rear seat backrests to be folded down easily from the load compartment. The release handle in the rear seat backrest area is another practical feature: one move is all it takes to fold the backrest forward. Even when it is upright again, the regular boot capacity is an impressive 695 litres (up to 1950 litres when folded down).



Release handle makes light work of folding down the rear armrests

EASY-PACK folding load compartment floor (standard). Concealed beneath the load compartment floor is an additional stowage space of 132 litres, which can also be used for stowing an optional spare wheel. The principle of the EASY-PACK folding load compartment floor makes it possible to open it in stages, which aids loading.



The EASY-PACK folding load compartment floor facilitates opening in stages

EASY-PACK load-securing kit (optional). In combination with the second load compartment level, the Estate can be supplied with the EASY-PACK load-securing kit. It includes a telescopic bar which attaches to cargo rails at the sides and allows the load compartment to be divided flexibly into different zones. And items can be secured to the luggage compartment sides using the retractable load-restraining belt. The EASY-PACK rear sill protector can protect the bumper and load compartment sill against scratches and damage during loading and unloading.



More boot capacity equals more versatility



The load-securing rails in the optional EASY-PACK load-securing kit make it easy to secure the load

Space

With its exemplary load compartment concept and up to 1950 litres of load space, the Estate is a class leader in the new generation, too.

EASY-PACK tailgate (standard). The EASY-PACK tailgate can be operated electro-mechanically. It can be opened at the push of a button on the driver's door, on the tailgate, or by using the ignition key. It can also be closed again using a switch on the tailgate. Plus it can be stopped in a lower position, for example to prevent contact with low garage ceilings.



The EASY-PACK tailgate can also be opened and closed in a lower position at the push of a button

EASY-PACK load compartment cover (standard). A combined load compartment cover and net is positioned in the C-pillar area. The load compartment cover, colour-coded to match the interior appointments, shields luggage from the sun and prying eyes. For easy loading, it moves upwards automatically when the tailgate is opening and returns to its starting position when the tailgate is closed. Further features in the load compartment enable items to



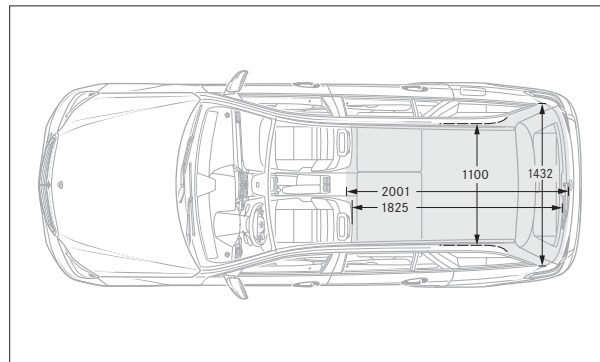
The EASY-PACK load compartment cover moves upwards with the tailgate when the latter is opened

be stowed tidily, for instance nets integrated in the side panelling for the convenient stowage of smaller items and a 12-volt socket providing an additional power supply in the load compartment.

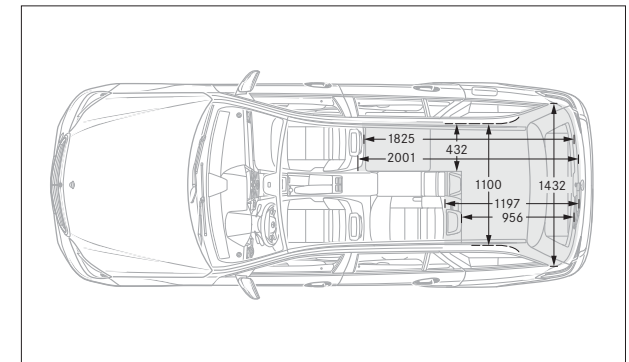


The optional folding bench seat in the load compartment can carry two people, each with a max. height of 140 cm and weight of 50 kg

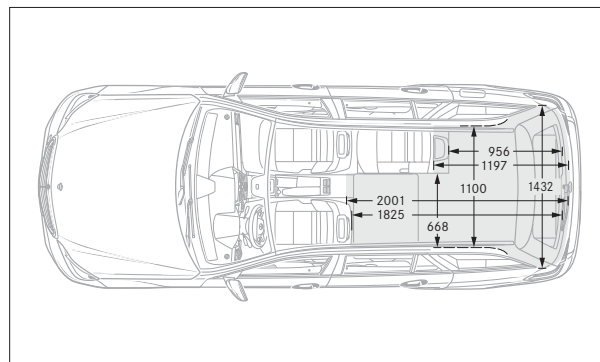
Load compartment (standard). The dimensions of the E-Class Estate – with a length 4.91 metres, a width of 1.85 metres and a height of 1.51 metres – form the basis for its large load compartment. Equipped with the optional folding seat bench in the load compartment, the Estate can either carry up to seven people or transport a load of up to 1950 litres. The latter is possible if the rear seat backrests are all folded down. These can also be folded down separately, with a 1/3 : 2/3 split.



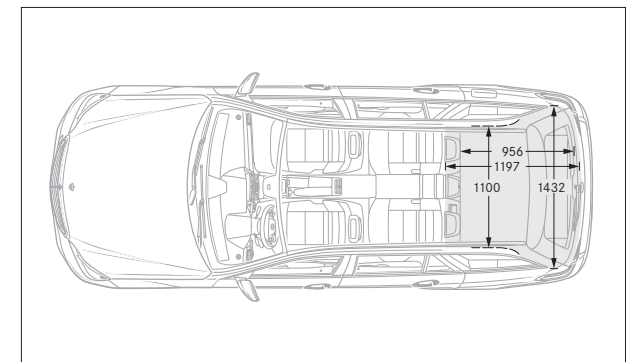
2-seater



4-seater



3-seater



5-seater



E 63 AMG

The new, innovative AMG design idiom signals driving dynamics and many different options for differentiation. For the first time the E 63 AMG is available both with rear-wheel drive and also with the AMG-specific all-wheel drive system 4MATIC. The AMG SPEEDSHIFT MCT 7-speed sports transmission, with four modes and a “Race Start” function, combines exciting dynamics with impressive efficiency. This exclusive performance is reflected in the interior, too.

Exterior

AMG bodystyling with front and rear apron plus side sill panels

AMG radiator grille with twin louvre in silver chrome and centrally positioned star

AMG sports exhaust system – two chromed twin tailpipes with the AMG logo

Distinctive, flared front wings with “V8 BITURBO” lettering

LED Intelligent Light System

Interior

AMG 3-spoke performance steering wheel in nappa leather

AMG door sill panels in brushed stainless steel with AMG lettering

AMG DRIVE UNIT with aluminium E-SELECT lever

AMG instrument cluster, incl. RACETIMER, AMG main menu and AMG Start-up indicator

AMG sports seats in nappa leather offering optimised lateral support

AMG-specific analogue clock in IWC design

Armrests in doors, centre console and door centre panels in nappa leather; dashboard and beltline of the doors in ARTICO man-made leather with topstitching

Chrome-look electronic master key with AMG emblem

Upholstery available in black nappa leather (Code 861), silk beige nappa leather (Code 865) or crystal grey nappa leather (Code 868)





E 63 AMG S-Model 4MATIC

Impressive features reveal the special character of the E 63 AMG S-Model 4MATIC. By way of example, the AMG 5.5-litre V8 biturbo engine has been endowed with 430 kW (585 hp) and 800 Nm. The Saloon covers the sprint from 0 to 100 km/h in a mere 3.6 seconds, and the Estate in 3.7 seconds. The new AMG-specific all-wheel drive system 4MATIC ensures rear-biased torque distribution and the best possible combination of traction and neutral handling – an AMG hallmark.

Exterior

AMG 10-twin-spoke light-alloy wheels, painted matt titanium grey with a high-sheen rim flange, with 255/35 R 19 front and 285/30 R 19 rear tyres

AMG front apron with A-wing in high-gloss black, A-wing trim strip and front splitter in silver chrome

AMG rear apron with diffuser fins, trim strip in silver chrome

AMG sports exhaust system in a design unique to the S-Model

Brake callipers painted red

Insert on the side sill panels in silver chrome

“S-Model” lettering on the boot lid

Interior

AMG door sill panel, illuminated with white LEDs at the front

AMG emblem in the front head restraints, embossed

AMG instrument cluster with red appliqué and “S-Model” lettering

Light contrasting topstitching in the case of black upholstery (Code 821)

Silver coloured seat belts (except in the case of silk beige upholstery)

Upholstery available in silk beige nappa leather or crystal grey nappa leather



E 63 AMG technology

The E 63 AMG impresses with its emotive driving feel, dynamism plus power, and always lets the driver choose between a sporty or a more comfort-oriented driving style.
→ www.mercedes-amg.com

AMG 5.5-litre V8 engine. The AMG V8 engine impresses both with its exciting dynamism and with what is unique efficiency for the engine with a rated output of 410 kW (557 hp) and torque of 720 Nm. It achieves this through direct petrol injection with spray-guided combustion, biturbocharging, alternator management and the Controlled Efficiency driving program with a start/stop function.



Tried-and-tested technology: the AMG 5.5-litre V8 engine with biturbocharging

AMG SPEEDSHIFT MCT 7-speed sports transmission.

The high-tech transmission gives you all the freedom you want. For in addition to the “Race Start” function, it also provides four other individual driving programs: “Controlled Efficiency” stands for particularly consumption-optimised driving, the “S” (Sport), “S+” (Sport Plus) and “M” (Manual) programs increase dynamism. They allow for gear changes in less than 100 ms.



The AMG SPEEDSHIFT MCT 7-speed sports transmission

AMG RIDE CONTROL sports suspension. The wider front axle used for the AMG sports suspension enhances lateral dynamics, while the electronically controlled damping system allows lightning-fast changes between agility and ride comfort. The sports suspension also impresses with its individuality. Available for selection are the suspension modes: “Comfort”, “Sport” and “Sport Plus”. Over and above this, the driver has the opportunity to determine for themselves the support from the dynamic driving system ESP® in three stages.

AMG-specific all-wheel drive system 4MATIC. The effortlessly superior output of the AMG 5.5-litre V8 biturbo engine can for the first time be combined with a performance-oriented 4MATIC all-wheel drive system developed by Mercedes-AMG. The torque distribution is 33% (front axle) to 67% (rear axle). This means that neutral cornering is ensured even during powerful acceleration. Depending on the ESP® stage selected, wheel-selective brake actuations counteract the understeer, thus making sure that the vehicle turns into the centre of the bend agilely and at the same time comfortably.



The AMG RIDE CONTROL sports suspension with a wide front axle for enhanced lateral dynamics



AMG Performance Studio

In order to emphasise the sporty side of the E 63 AMG to an even greater extent, the AMG Performance Studio offers a wide range of individually selectable optional extras. The AMG Performance Studio even meets customer requirements regarding personalised vehicles – right down to unique one-off specimens.

10-spoke AMG light-alloy wheels, painted matt black and rim flange with high-shine finish (Code 752), with 255/35 R 19 front tyres and 285/30 R 19 rear tyres

5-twin-spoke AMG forged wheels with a wheel bolt cover, painted titanium grey and surfaces with a high-shine finish (Code 785), with 255/35 R 19 front tyres and 285/3 R 19 rear tyres

AMG carbon-fibre engine cover

AMG ceramic high-performance compound braking system with a weight saving of around 40% and the life of the brake discs increased several times over

AMG Driver's package with top speed increased to 300 km/h (Saloon)/280 km/h (Estate) and participation in a driver training session at the AMG Driving Academy

AMG performance steering wheel in black nappa leather/Alcantara®

AMG rear-axle limited-slip differential for better traction and lateral dynamics (standard in the case of the E 63 AMG S-Model 4MATIC)

AMG RIDE CONTROL performance suspension (only for E 63 AMG Saloon)





E 63 AMG packages

AMG Night package. It emphasises the expressivity and sportiness of the new E 63 AMG in an extravagant way: The A-wing and the front sliver are painted in high-gloss black, as are the inserts in the AMG side sill panels, the exterior mirror housings and the trim strip on the rear apron. The thrilling conclusion comes in the form of two black-chromed twin tailpipe trims featuring a V8 design, or, in the case of the E 63 AMG S-Model 4MATIC, in the specific design for the S-Model.



Elements of the AMG Night package

AMG sports exhaust system with two black-chromed twin tailpipe trims featuring a V8 design or a specific design for the S-Model in the case of the E 63 AMG S-Model 4MATIC

A-wing, trim strip and front splitter of the AMG front apron in high-gloss black

A-wing trim strip in high-gloss black

Exterior mirror housings in high-gloss black

Inserts in the side sill panels in high-gloss black

Trim strip in AMG rear apron in high-gloss black

AMG Exterior Carbon-Fibre packages I and II. Boasting an array of sporty details, the two AMG Exterior Carbon-Fibre packages deliver a visible luxury dimension to the new E 63 AMG with sporty details and lend the vehicle considerably more dynamism in visual terms. They offer an effective contrast to the vehicle paint finish and emphatically underline its motorsport credentials.



Elements of the AMG Exterior Carbon-Fibre package I

AMG front apron A-wing in carbon fibre

Insert in AMG side sill panels in carbon fibre

Upper panel of the AMG rear apron in carbon fibre

Elements of the AMG Exterior Carbon-Fibre package II

AMG spoiler lip in carbon fibre (only for E 63 AMG Saloon)

A-wing trim strip in carbon fibre

Exterior mirror housings in carbon fibre





Standard equipment

The new E-Class turns heads, and this starts with the newly styled front section. The interior also impresses with its 3-tube instrument cluster, new centre console with an analogue and central display featuring a contemporary flat-screen look. Technologies such as the Direct-Steer system, the ATTENTION ASSIST¹, the COLLISION PREVENTION ASSIST¹ plus the PRE-SAFE[®] anticipatory occupant protection system¹ make the vehicle as sophisticated as it is safe.

Exterior

9-spoke light-alloy wheels

DIRECT CONTROL suspension, comfort-tuned (optionally lowered and with sports tuning for 4- and 6-cylinder models)

LED daytime running lamps

Radiator grille in stone grey with 3 chromed louvres

Shoulderline trim strip in chrome look

Tail lights with LED technology

Interior

3-tube instrument cluster with 5 analogue round dials

Ambient lighting, single-tone

Analogue clock with Mercedes star in the centre console

Electrically adjustable front seats

Light longitudinal-grain aluminium trim

Multifunction steering wheel trimmed in nappa leather, with 12 buttons, 4 spokes, with two chrome inserts

Strasbourg fabric upholstery, seat design with horizontal seamlines



¹ Integral component of Mercedes-Benz Intelligent Drive. More on page 36



The standard specification includes upholstery in fabric, whereby there is a choice between the colour schemes black and crystal grey. Over and above this customers can choose between optional seat covers in ARTICO man-made leather or in real leather. Here there are also two upholstery colours available respectively, which can also be found on the insides of the doors, the lower part of the dashboard plus the carpet. The beltline and the upper part of the dashboard are both in black. In addition, the steering wheel plus the shift lever (in conjunction with the 6-speed manual transmission) are covered with nappa leather.

black

- 011 Strasbourg fabric
- 111 ARTICO man-made leather¹
- 211 Leather¹
- 241 Leather²
- 611 ARTICO man-made leather/DINAMICA microfibre²

crystal grey/seashell grey

- 018 Strasbourg fabric
- 118 ARTICO man-made leather¹
- 218 Leather¹

Trim

- H76 Light longitudinal-grain aluminium
 - 734 High-gloss brown eucalyptus wood¹
-

¹ Optional extra ² Optional extra, only in conjunction with AMG Sports package and AMG sports seats





ELEGANCE line

The optional ELEGANCE design and equipment line emphasises the distinctive side of the E-Class. Exterior features include chrome highlights, the Mercedes star on the bonnet and multi-spoke light-alloy wheels. The interior has a harmonious and comfortable feel courtesy of the exclusive fabric upholstery, refined trim and stylish, dimmable ambient lighting which can be adjusted to three colours.



Exterior

Chrome trip strips on the sides and on the front and rear bumper

DIRECT CONTROL suspension, comfort-tuned (optionally lowered and with sports tuning for 4- and 6-cylinder models)

Multi-spoke light-alloy wheels

Radiator grille in metallic silver with three chromed louvres

Interior

Ambient lighting adjustable to three colours, dimmable

Automatically dimming interior mirror

High-gloss brown burr walnut wood trim

Illuminated stowage box in centre console and in front of centre armrest

Shift lever trimmed in nappa leather, with insert in high-gloss brown burr walnut wood (in conjunction with manual transmission)

Stowage compartment under the front seats

Strasbourg fabric upholstery, seat design with vertical seamlines





black

- 011 Strasbourg fabric
 - 111 ARTICO¹ man-made leather
 - 211 Leather¹
 - 241 Leather²
 - 611 ARTICO man-made leather/DINAMICA microfibre²
 - 811 Nappa leather¹
-

crystal grey/seashell grey

- 018 Strasbourg fabric
 - 118 ARTICO man-made leather¹
 - 218 Leather¹
 - 818 Nappa leather¹
-

crystal grey/black

- 058 Strasbourg fabric
 - 158 ARTICO man-made leather¹
 - 258 Leather¹
 - 858 Nappa leather¹
-

silk beige/espresso brown

- 115 ARTICO man-made leather¹
 - 215 Leather¹
 - 815 Nappa leather¹
-

porcelain/black

- 255 Leather¹
 - 855 Nappa leather¹
-

chestnut brown/black

- 274 Leather¹
 - 854 Nappa leather¹
-

Trim

- H14 High-gloss brown burr walnut wood
 - H09 Open-pore brown ash wood¹
 - H73 AMG carbon fibre/piano lacquer¹
 - H79 Dark textured-grain aluminium trim¹
 - 736 High-gloss black ash wood¹
-

¹ Optional extra ² Optional extra, only in conjunction with AMG Sports package and AMG sports seats



011



018




058




115



255



274



111



118



158



215



855



854



211



218




258




815



241



818



858



611



811



H14



H14



H14



H14




H14



H14



H09



H09



H09



H09



H09



H09



H73



H73



H73



H73



H73




H73



H79



H79



H79



H79



H79



H79

736

736

736

736

736

736



AVANTGARDE line

The optional AVANTGARDE line lends the E-Class an innovative, sporty character. The exterior has a more striking effect, with the centrally positioned star in the radiator grille, rectangular tailpipe trims and the light-alloy wheels. The sportiness in the interior with a new 3-spoke multifunction steering wheel is a fitting accompaniment.

Exterior

5-twin-spoke light-alloy wheels

Chrome trim strips on sides and on rear bumper

DIRECT CONTROL suspension, sports-tuned (optional comfort suspension for 4- and 6-cylinder models)

Radiator grille in 2-louvre look with centrally positioned star

Twin-pipe exhaust system with rectangular tailpipes in stainless steel integrated in the bumper

Interior

Ambient lighting adjustable to three colours, dimmable

ARTICO man-made leather/Grenoble fabric upholstery, seat design with horizontal seamlines

Dark textured-grain aluminium trim

Illuminated stowage box in centre console and in front of centre armrest

Instrument cluster featuring 3 tubes with a sporty design and silver-coloured backplates

Multifunction steering wheel covered in nappa leather, with 12 buttons and 3 spokes

Shift lever covered in nappa leather, with chrome trim (in conjunction with manual transmission)





black

- 411 ARTICO man-made leather/Grenoble fabric
 - 111 ARTICO¹ man-made leather
 - 211 Leather¹
 - 241 Leather³
 - 611 ARTICO man-made leather/DINAMICA microfibre³
 - 811 Nappa leather²
-

crystal grey/seashell grey

- 118 ARTICO man-made leather¹
 - 218 Leather¹
 - 818 Nappa leather²
-

crystal grey/black

- 158 ARTICO man-made leather¹
 - 258 Leather¹
 - 858 Nappa leather²
-

silk beige/espresso brown

- 115 ARTICO man-made leather¹
 - 215 Leather¹
 - 815 Nappa leather²
-

porcelain/black

- 255 Leather¹
 - 855 Nappa leather²
-

chestnut brown/black

- 274 Leather¹
 - 854 Nappa leather²
-





Trim

- H79 Dark textured-grain aluminium
 - H14 High-gloss brown burr walnut wood¹
 - H73 AMG carbon fibre/piano lacquer¹
 - H09 Open-pore brown ash wood¹
 - 736 High-gloss black ash wood¹
-

¹ Optional extra

² Optional extra, standard for E 63 AMG, E 63 AMG 4MATIC, E 63 AMG S-Model 4MATIC

³ Optional extra, only in conjunction with AMG Sports package and sports seats





Exclusive package

The finest materials and elegant visual accents – the optional Exclusive package further enhances the high-quality interior of the ELEGANCE and AVANTGARDE lines, adding to the host of equipment – which is sure to satisfy even very discerning customers.



Interior

Armrests on centre console and doors and door centre panels in nappa leather

Dashboard and beltline with a high-quality cover in ARTICO man-made leather with topstitching

Roof lining, pillars and sun visors in DINAMICA microfibre

Seats with upholstery in nappa leather in black, silk beige or crystal grey

Velour floor mats with nubuck strip in appointments colour



Exterior Sports package

The optional Exterior Sports package lends the E-Class an even more individual character with a sporty touch. It is above all the sports suspension and 5-spoke light-alloy wheels which emphasise both the dynamism of the design and a more agile driving feel.



Exterior

5-twin-spoke light-alloy wheels with 245/40 R 18 tyres at the front and 265/35 R 18 tyres at the rear (4MATIC models 245/40 R 18 all round)

DIRECT CONTROL sports suspension, sports-tuned and lowered (not for 4MATIC models)

Larger, perforated brake discs and Mercedes-Benz lettering on the callipers on the front axle

Radiator grille featuring a 2-louvre look and with a centrally positioned star

Twin-pipe exhaust system with rectangular tailpipes in stainless steel integrated in the bumper





AMG Sports package

The sporty appearance of the E-Class Saloon and of the E-Class Estate comes to a striking conclusion with the optionally available AMG Sports package – clearly visible and tangible and with special emphasis on the individuality both on the exterior and in the interior.

Exterior

5-twin-spoke light-alloy wheels with 245/40 R 18 tyres at the front and 265/35 R 18 tyres at the rear (4MATIC models have 245/40 R 18 tyres all round)

AMG bodystyling (front/rear apron and side sill panels)

DIRECT CONTROL sports suspension, sports-tuned and lowered (not for 4MATIC models)

Larger, perforated brake discs with Mercedes-Benz lettering on the callipers on the front axle

Radiator grille featuring a 2-louvre look and with a centrally positioned star

Interior

AMG 3-spoke multifunction sports steering wheel, in black nappa leather, with a flattened bottom section (in conjunction with 7G-TRONIC PLUS)

Brushed stainless-steel sports pedals with rubber studs

DIRECT SELECT steering-wheel gearshift paddles and manual shift mode M (in conjunction with 7G-TRONIC PLUS)

Front sports seats in DINAMICA microfibre/ARTICO man-made leather in black with light contrasting topstitching

Shift lever covered in nappa leather, with chrome trim (in conjunction with manual transmission)





designo

Exclusive designo paintwork, exquisite leather upholstery, high-quality trims and roof linings in the finest DINAMICA microfibre are available for the most discerning and highly individualised customer requirements. Further designo appointments and information can be found in the price list or at www.mercedes-benz.com/designo

Exterior

One designo mystic paint finish

Two designo magno paint finishes with matt-finish clearcoat

Two designo metallic paint finishes

Interior

Armrests in the doors plus centre console armrest lid in black designo nappa leather

designo black fabric roof lining

designo DINAMICA microfibre roof lining in three colour shades

designo leather appointments in nine colours

designo leather steering wheel, two-tone

designo wood trim in three versions

Door centre panels in designo leather with leather piping in contrasting colour

Specific designo seat upholstery layout with leather piping in a contrasting colour and designo badge in the front seat backrests

Velour floor mats with edging in designo black leather and designo metal badge



Standard equipment | Selection



Roof rails in an aluminium look (Estate only)



Tail lights with LED technology



Instrument cluster featuring round dials in a tube look



Heated exterior mirrors left and right, electrically adjustable from inside



12-button multifunction steering wheel in nappa leather with 2 chrome inserts



Front door sill panels in stainless steel



Audio 20 CD



DIRECT SELECT lever (in conjunction with 7G-TRONIC PLUS)



Controls on the armrest



THERMATIC automatic climate control



NECK-PRO front head restraints



Single-tone ambient lighting

Optional extras | Selection



LED Intelligent Light System¹



Sliding glass sunroof, electrically operated



EASY-PACK boot box (for Saloon only)



Blind Spot Assist¹ (visual warning)



Electric panoramic sliding glass sunroof



Trailer coupling, manually folding

¹ Integral component of Mercedes-Benz Intelligent Drive. More on page 36



EASY-PACK load compartment management load-securing kit (for Estate only)



Memory package



KEYLESS-GO with HANDS-FREE ACCESS



Fire extinguisher, mounted at the front of the driver's seat



Wood/leather steering wheel



Controls for climatized front seats

Wheels



9-spoke light-alloy wheels (standard) with 205/60 R 16 tyres (not for estate) or 225/55 R 16 tyres (depending on engine for 4- and 6-cylinder models, Code R12/R13)



5-twin spoke light-alloy wheels with 245/45 R 17 tyres (standard for AVANTGARDE for 4- and 6-cylinder models, Code 44R/R38²)



10-spoke light-alloy wheels with 225/55 R 16 tyres, himalayas grey (option for 4- and 6-cylinder models without 4MATIC, depending on the engine without extra charge, Code 55R)



5-spoke light-alloy wheels with 245/40 R 18 tyres at the front and 265/35 R 18 tyres at the rear (option, Code R08/52R)



Multi-spoke light-alloy wheels with 245/45 R 17 tyres (standard on ELEGANCE for 4- and 6-cylinder versions and for all 4MATIC models except E 500 4MATIC, Code 08R/04R¹)



7-spoke light-alloy wheels with 205/60 R 16 tyres (option for E 200 CDI, E 220 CDI and E 200, not for Estate, Code 34R)



5-spoke light-alloy wheels with 245/45 R 17 (option for 4- and 6-cylinder models, Code 02R)



5-twin-spoke light-alloy wheels with 245/40 R 18 tyres at the front and 265/35 R 18 at the rear, in the case of 4MATIC 245/40 R 18 all round (part of the Exterior Sports package, Code 22R/66R)



5-twin-spoke light-alloy wheels with 245/35 R 19 tyres at the front and 275/30 R 19 tyres at the rear (option, Code R17)



5-twin-spoke AMG light-alloy wheels with 245/40 R 18 tyres at the front and 265/35 R 18 tyres at the rear, 4MATIC with 245/40 R 18 tyres all-round (option, Code 795/791)



10-spoke AMG light-alloy wheels with 255/35 R 19 tyres at the front and 285/30 R 19 tyres at the rear, painted matt titanium grey, rim flange with high-sheen finish (standard only for E 63 AMG S-Model 4MATIC, Code 662)



10-spoke AMG light-alloy wheels with 255/35 R 19 tyres at the front and 285/30 R 19 tyres at the rear, painted matt black, rim flange with high-sheen finish (option for AMG models, Code 752)



5-twin-spoke AMG light-alloy wheels with 245/40 R 18 tyres at the front and 265/35 R 18 tyres at the rear, 4MATIC with 245/40 R 18 tyres all-round (part of AMG Sports package, Code 660/794)



10-spoke AMG light-alloy wheels with 255/35 R 19 tyres at the front and 285/30 R 19 tyres at the rear, with high-sheen finish (Code 797/796)^{3,4}



7-twin-spoke AMG light-alloy wheels with 245/35 R 19 tyres at the front and 275/30 R 19 tyres at the rear (option, Code 770)



5-twin-spoke AMG forged wheels with 255/35 R 19 tyres at the front and 285/30 R 19 tyres at the rear, painted titanium grey with high-sheen finish (option for AMG models, Code 785)

¹ Light-alloy wheels with identical design to Code 08R, but with 245/40 R 18 tyres, Code 04R (standard for E 500 and E 500 4MATIC) ² Light-alloy wheels with identical design to Code 44R, but with 245/40 R 18 tyres, Code R38

³ AMG light-alloy wheels with identical design to Code 797, but with 255/40 R 18 tyres at the front and 285/35 R 18 tyres at the rear, Code 796. Standard for E 63 AMG, not for Estate. ⁴ Standard for E 63 AMG 4MATIC, optional for E 63 AMG (Saloon), no-cost option for E 63 AMG S-Model 4MATIC

Genuine accessories

The Mercedes-Benz genuine accessories offer you everything you need to make optimum use of all the opportunities at your disposal where the E-Class Saloon and Estate are concerned. Whether it's the exterior, interior or telematics – all the products are optimally matched to the vehicles. → www.mercedes-benz-accessories.com

Light-alloy wheels. The flamboyant design of the light-alloy wheels from the Mercedes-Benz accessories range underlines the dynamic presence of the new E-Class. The light-alloy wheels come in a range of different sizes and designs, such as 10-twin-spoke wheels painted in tremolite with a high-sheen finish paired with 245/40 R 18 tyres.



10-twin-spoke light-alloy wheels with 245/40 R 18 tyres¹

Child seat. The KidFix child seat also offers the younger passengers a high degree of safety and is thus ideal for children aged between around 3½ and 12 years (15 to 36 kg). The raised seat and height-adjustable backrest ensure optimum side impact protection.



Comfort and safety for the younger passengers

Rear Seat Entertainment System. With the Rear Seat Entertainment System, your enjoyment doesn't have to take a back seat. For the elegant DVD system allows favourite films, images and even video games¹ to be shown on two brilliant 17.8 cm LCD colour screens. The rear passengers can view a film together or each watch their own choice of content thanks to separate DVD players. In addition to this, further storage media can be used via the USB interface and via SD cards. The Rear Seat Entertainment System requires no factory pre-installations whatsoever and can be integrated easily.

¹ Genuine-accessory wheels are supplied without tyres, wheel hub covers and wheel bolts; availability depends on engine variant and selected equipment; further details can be obtained from your Mercedes-Benz dealer



The best in entertainment for the rear passengers (also available as an optional extra ex factory)

* External devices such as games consoles can be connected

Services

MercedesCard. As a VISA credit card, this is an internationally accepted means of payment that can offer you a host of additional benefits, such as the Mercedes-Benz insurance package or other exclusive insurance products. There's also the Mercedes-Benz magazine to inspire you with its fascinating features and reports. Further details are available from your Mercedes-Benz dealer.

Mercedes-Benz Financial Services. Mercedes-Benz stands for quality, innovation and safety – and the same applies to Mercedes-Benz Financial Services. Our innovative leasing and financing products are tailored to your financial needs and means, making it easy for you to secure the keys to your dream car. Once you are on the road, our insurance products offer you comprehensive protection on every trip. Finally, our service products ensure that your car is always in tip-top condition while keeping costs transparent and easily manageable. For a detailed quotation, please contact your authorised Mercedes-Benz dealer, who will be pleased to go through the latest financial services and terms and conditions with you.

Mercedes-Benz mobility. Your new car comes complete with the promise of feeling safe on the road. But if you should ever need assistance, Mercedes-Benz Service24h is there to help. Just call the freephone service hotline on 00800 1 777 7777¹. The integrated telematics service, Mercedes-Benz Contact², is even more convenient: a touch of a button is all it takes to contact the Mercedes-Benz customer centre. If you wish, relevant vehicle and position-related data are transmitted at the same time, thereby allowing the centre to react quickly and provide rapid on-site assistance. Also standard with your new car at no extra charge is the Mercedes-Benz Mobilo³ mobility package. Whether you have lost your key, had a breakdown which cannot be repaired immediately or suffered damage to the vehicle due to an accident or vandalism, Mobilo helps you reach your destination – anywhere in Europe. Whatever is holding you up, you will soon be able to resume your journey.

Mercedes-Benz Museum. Discover what has been moving the world for over 125 years, and embark on a fascinating journey through automotive history in the Mercedes-Benz Museum. More than 1500 exhibits covering an area of 16,500 square metres chart the unique heritage and innovative flair of the inventor of the motor car. From the very

first model through to the very latest, you will find one legendary car after another awaiting you. The museum is a spectacular sight in its own right too, thanks to an architecture that breaks away from traditional concepts and creates an unprecedented sense of space. Welcome to the Mercedes-Benz Museum – a world of innovation. www.mercedes-benz-classic.com/museum

Test drive. The unique feeling of driving a Mercedes cannot be put into words – you have to experience it for yourself. Take a test drive and find out first hand how it feels to drive your dream car. Please contact your nearest Mercedes-Benz dealer for details.



¹ Alternative: +49 69 95 30 72 77 ² Requires a factory-fitted radio, connected to an operational mobile phone. The only charge incurred is the cost of the mobile phone call to the landline network ³ Once the mobility guarantee has expired (four years), Mobilo can be extended to provide cover in the event of breakdown and insurance claims one year at a time for a maximum of 30 years, provided that regular maintenance is carried out by your Mercedes-Benz service partner

Interactive Owner's Manual and Mercedes-Benz Guides.

The website also offers an interactive tour, enabling you to acquaint yourself with your dream car. You can view key functions in detail, gain an insight into the car's inner workings or look at the benefits of each model. For further details, go to www.mercedes-benz.de/owners-manual. The "Mercedes-Benz Guides" app lets you explore the highlights of the individual models both online and offline. The app is available free of charge from the Apple® iTunes® Store (iOS) as well as the Google Play store (Android).

Mobile internet. The entire world of Mercedes-Benz can be accessed at any time with your web-capable mobile device - including specially adapted content for both smartphones and tablets. As well as an overview of all the passenger car models, there are insights into the entire brand world along with a wealth of entertainment offers and direct links to our range of services at www.mercedes-benz.com

Mercedes-Benz service contracts. Vehicle-specific service contracts allow you to arrange individual cover for your Mercedes: for a small monthly premium, the Excellent service contract covers all service jobs including maintenance, wear and repairs for up to five years. Simply present your service card and you will be safe from any unwelcome financial surprises - and you can relax in the knowledge that your Mercedes will stay on top form for a long time to come. The Advance service contract provides a warranty extension, so you will be protected against unexpected repair costs even after the manufacturer's warranty or the Excellent service contract has expired - for up to ten years.



Accident repairs. Should the worst happen and you find yourself in need of repairs, with the Mercedes-Benz accident repair service you will receive the best possible assistance for your vehicle and ensure that its high-quality safety features are properly maintained. Whether you need paint, body or glass repair work carried out, the highly trained specialists at your Mercedes-Benz service partner will repair your Mercedes-Benz and get you quickly back on the road again. Further information is available from your authorised Mercedes-Benz dealer.



Technical data for Saloon

	Diesel engines						
	E 200 CDI	E 220 CDI	E 220 CDI BE ⁵ Edition	E 250 CDI	E 250 CDI 4MATIC	E 300 BlueTEC HYBRID	E 300 BlueTEC
No. of cylinders/arrangement	4/in-line	4/in-line	4/in-line	4/in-line	4/in-line	4/in-line	6/V
Total displacement in cc	2143	2143	2143	2143	2143	2143	2987
Rated output ¹ in kW (hp) at rpm	100 (136)/2800-4600 [100 (136)/2800-4600]	125 (170)/3000-4200 [125 (170)/3000-4200]	125 (170)/3000-4200 [-]	150 (204)/3800 [150 (204)/3800]	- [150 (204)/3800]	- [150 (204)/4200*]	- [170 (231)/3800]
Rated torque ¹ in Nm at rpm	360/1600-2600 [360/1600-2600]	400/1400-2800 [400/1400-2800]	400/1400-2800 [-]	500/1600-1800 [500/1600-1800]	- [500/1600-1800]	- [500/1600-1800]	- [540/1550-2400]
Acceleration from 0 to 100 km/h in s	10.2 [9.5]	8.7 [8.4]	8.7 [-]	7.7 [7.5]	- [7.9]	- [7.5]	- [7.1]
Top speed approx. in km/h	210 [207]	228 [227]	228 [-]	240 [242]	- [238]	- [242]	- [250 ²]
Tyre size, front	205/60 R 16	205/60 R 16	205/55 R 16	205/60 R 16	245/45 R 17	225/55 R 16	225/55 R 16
Tyre size, rear	205/60 R 16	205/60 R 16	205/55 R 16	205/60 R 16	245/45 R 17	225/55 R 16	225/55 R 16
Fuel	Diesel	Diesel	Diesel	Diesel	Diesel	Diesel	Diesel
Fuel consumption ³ (l/100 km)							
Urban	6.0-5.8 [6.1-6.0]	6.1-5.8 [6.1-5.7]	5.5-5.5 [-]	6.1-5.8 [6.2-5.8]	- [6.6-6.5]	- [4.2-4.1]	- [7.3-6.9]
Extra-urban	4.5-4.2 [4.6-4.2]	4.3-4.1 [4.4-4.1]	4.0-4.0 [-]	4.4-4.2 [4.5-4.2]	- [5.0-4.7]	- [4.2-4.1]	- [5.2-4.7]
Combined	5.1-4.8 [5.2-4.9]	5.0-4.7 [5.1-4.7]	4.5-4.5 [-]	5.1-4.8 [5.2-4.8]	- [5.7-5.5]	- [4.2-4.1]	- [6.0-5.5]
CO ₂ emissions ³ (g/km) combined	134-125 [135-127]	130-123 [133-125]	119-119 [-]	133-126 [136-128]	- [149-143]	- [110-107]	- [157-144]
Emission class	Euro 5	Euro 5	Euro 5	Euro 5	Euro 5	Euro 5	Euro 6
Tank capacity, incl. reserve, approx. in l	59/8.0	59/8.0	59/8.0	59/8.0	59/8.0	59/8.0	59/8.0
Boot capacity in l	540	540	540	540	540	505	490
Turning circle diameter in m	11.28	11.28	11.28	11.28	11.28	11.28	11.28
Kerb weight ⁴ in kg	1735 [1735]	1735 [1735]	1735 [-]	1765 [1775]	- [1845]	- [1845]	- [1885]
Payload in kg	565 [565]	565 [565]	475 [-]	565 [555]	- [565]	- [585]	- [555]
Perm. GVW in kg	2300 [2300]	2300 [2300]	2210 [-]	2330 [2330]	- [2410]	- [2430]	- [2440]

* Electric motor 20 kW ¹ Figures in accordance with Directive 80/1269/EEC in the currently applicable version ² Electronically governed ³ The figures shown were obtained in accordance with the prescribed measuring process (Directive (EC) 715/2007 in the currently applicable version in each case).
The figures are not based on an individual model and do not constitute part of the product offer; they are provided solely for purposes of comparison between the different vehicle models

Technical data for Saloon

	Diesel engines		Petrol engines					
	E 350 BlueTEC	E 350 BlueTEC 4MATIC	E 200	E 250	E 300	E 300 4MATIC	E 350	E 350 4MATIC
No. of cylinders/arrangement	6/V	6/V	4/in-line	4/in-line	6/V	6/V	6/V	6/V
Total displacement in cc	2987	2987	1991	1991	3498	3498	3498	3498
Rated output ¹ in kW (hp) at rpm	- [185 (252)/3600]	- [185 (252)/3600]	135 (184)/5500 [135 (184)/5500]	- [155 (211)/5500]	- [185 (252)/6500]	- [185 (252)/6500]	- [225 (306)/6500]	- [225 (306)/6500]
Rated torque ¹ in Nm at rpm	- [620/1600-2400]	- [620/1600-2400]	270/1200-4000 [300/1200-4000]	- [350/1200-4000]	- [340/3500-4500]	- [340/3500-4500]	- [370/3500-5250]	- [370/3500-5250]
Acceleration from 0 to 100 km/h in s	- [6.6]	- [6.7]	8.2 [7.9]	- [7.4]	- [7.1]	- [7.4]	- [6.3]	- [6.6]
Top speed approx. in km/h	- [250 ²]	- [245]	233 [233]	- [243]	- [250 ²]	- [245]	- [250 ²]	- [250 ²]
Tyre size, front	225/55 R 16	245/45 R 17	205/60 R 16	225/55 R 16	225/55 R 16	245/45 R 17	225/55 R 16	245/45 R 17
Tyre size, rear	225/55 R 16	245/45 R 17	205/60 R 16	225/55 R 16	225/55 R 16	245/45 R 17	225/55 R 16	245/45 R 17
Fuel	Diesel	Diesel	Premium petrol	Premium petrol	Premium petrol	Premium petrol	Premium petrol	Premium petrol
Fuel consumption ³ (l/100 km)								
Urban	- [7.3-6.9]	- [7.7-7.3]	8.4-8.0 [7.7-7.5]	- [7.7-7.5]	- [9.5-9.5]	- [9.9-9.9]	- [9.5-9.5]	- [9.9-9.9]
Extra-urban	- [5.2-4.7]	- [5.5-5.1]	5.3-5.0 [5.1-4.8]	- [5.1-4.8]	- [5.6-5.3]	- [6.0-5.9]	- [5.6-5.3]	- [6.0-5.9]
Combined	- [6.0-5.5]	- [6.4-6.0]	6.5-6.1 [6.1-5.8]	- [6.1-5.8]	- [7.0-6.8]	- [7.5-7.4]	- [7.0-6.8]	- [7.5-7.4]
CO ₂ emissions ³ (g/km) combined	- [157-144]	- [169-160]	151-142 [142-135]	- [142-135]	- [164-159]	- [176-174]	- [164-159]	- [176-174]
Emission class	Euro 6	Euro 6	Euro 6	Euro 6	Euro 5	Euro 5	Euro 5	Euro 5
Tank capacity, incl. reserve, approx. in l	59/8.0	59/8.0	59/8.0	59/8.0	59/8.0	59/8.0	59/8.0	59/8.0
Boot capacity in l	490	490	540	540	540	540	540	540
Turning circle diameter in m	11.28	11.28	11.28	11.28	11.28	11.28	11.28	11.28
Kerb weight ⁴ in kg	- [1885]	- [1955]	1615 [1655]	- [1680]	- [1735]	- [1825]	- [1735]	- [1825]
Payload in kg	- [555]	- [545]	565 [555]	- [565]	- [565]	- [565]	- [565]	- [565]
Perm. GVW in kg	- [2440]	- [2500]	2180 [2210]	- [2245]	- [2300]	- [2390]	- [2300]	- [2390]

¹ Figures according to Directive 92/21/EC, version 95/48/EC (kerb weight with fuel tank 90% full, driver, 68 kg, and luggage, 7 kg) for standard-specification vehicles. Optional extras and accessories will generally increase this figure and reduce the payload capacity accordingly

² BlueEFFICIENCY Figures in square brackets refer to models with automatic transmission Further technical data can be found at www.mercedes-benz.com

Technical data for Saloon

	Petrol engines						
	E 400	E 400 4MATIC	E 500	E 500 4MATIC	E 63 AMG	E 63 AMG 4MATIC	E 63 AMG S-Model 4MATIC
No. of cylinders/arrangement	6/V	6/V	8/V	8/V	8/V	8/V	8/V
Total displacement in cc	2996	2996	4663	4663	5461	5461	5461
Rated output ¹ in kW (hp) at rpm	- [245 (333)/5500]	- [245 (333)/5500]	- [300 (408)/5000-5750]	- [300 (408)/5000-5750]	- [410 (557)/5250-5750]	- [410 (557)/5250-5750]	- [430 (585)/5500]
Rated torque ¹ in Nm at rpm	- [480/1400-4000]	- [480/1400-4000]	- [600/1600-4750]	- [600/1600-4750]	- [720/1750-5000]	- [720/1750-5000]	- [800/2000-4500]
Acceleration from 0 to 100 km/h in s	- [5.3]	- [5.3]	- [4.9]	- [4.8]	- [4.2]	- [3.7]	- [3.6]
Top speed approx. in km/h	- [250 ²]	- [250 ²]	- [250 ²]	- [250 ²]	- [250 ²]	- [250 ²]	- [250 ²]
Tyre size, front	245/45 R 17	245/45 R 17	245/40 R 18	245/40 R 18	255/40 ZR 18 XL	255/35 ZR 19 XL	255/35 ZR 19 XL
Tyre size, rear	245/45 R 17	245/45 R 17	245/40 R 18	245/40 R 18	285/35 ZR 18 XL	285/30 ZR 19 XL	285/30 ZR 19 XL
Fuel	Premium petrol	Premium petrol	Premium petrol	Premium petrol	Super Plus petrol	Super Plus petrol	Super Plus petrol
Fuel consumption ³ (l/100 km)							
Urban	- [10.8-10.4]	- [11.6-11.2]	- [12.6-12.6]	- [13.0-13.0]	- [13.8-13.8]	- [14.4-14.4]	- [14.4-14.4]
Extra-urban	- [6.2-5.8]	- [6.8-6.4]	- [6.7-6.7]	- [7.2-7.2]	- [7.5-7.5]	- [7.9-7.9]	- [7.9-7.9]
Combined	- [7.9-7.5]	- [8.5-8.1]	- [8.9-8.9]	- [9.4-9.4]	- [9.8-9.8]	- [10.3-10.3]	- [10.3-10.3]
CO ₂ emissions ³ (g/km) combined	- [185-175]	- [199-189]	- [209-209]	- [219-219]	- [230-230]	- [242-242]	- [242-242]
Emission class	Euro 6	Euro 6	Euro 5	Euro 5	Euro 6	Euro 6	Euro 6
Tank capacity, incl. reserve, approx. in l	59/8.0	59/8.0	80/9.0	80/9.0	66/14	66/14	66/14
Boot capacity in l	540	540	540	540	540	540	540
Turning circle diameter in m	11.28	11.28	11.28	11.28	11.35	11.75	11.75
Kerb weight ⁴ in kg	- [1785]	- [1845]	- [1925]	- [1985]	- [1845]	- [1920]	- [1940]
Payload in kg	- [565]	- [565]	- [555]	- [535]	- [545]	- [505]	- [485]
Perm. GVW in kg	- [2350]	- [2410]	- [2480]	- [2520]	- [2390]	- [2425]	- [2425]

^{*} Electric motor 20 kW ¹ Figures in accordance with Directive 80/1269/EEC in the currently applicable version ² Electronically governed ³ The figures shown were obtained in accordance with the prescribed measuring process (Directive (EC) 715/2007 in the currently applicable version in each case). The figures are not based on an individual model and do not constitute part of the product offer; they are provided solely for purposes of comparison between the different vehicle models

Technical data for Estate

	Diesel engines					
	E 200 CDI	E 220 CDI	E 250 CDI	E 250 CDI 4MATIC	E 300 BlueTEC HYBRID	E 300 BlueTEC
No. of cylinders/arrangement	4/in-line	4/in-line	4/in-line	4/in-line	4/in-line	6/V
Total displacement in cc	2143	2143	2143	2143	2143	2987
Rated output ¹ in kW (hp) at rpm	100 (136)/2800-4600 [100 (136)/2800-4600]	125 (170)/3000-4200 [125 (170)/3000-4200]	150 (204)/3800 [150 (204)/3800]	- [150 (204)/3800]	- [150 (204)/4200*]	- [170 (231)/3800]
Rated torque ¹ in Nm at rpm	360/1600-2600 [360/1600-2600]	400/1400-2800 [400/1400-2800]	500/1600-1800 [500/1600-1800]	- [500/1600-1800]	- [500/1600-1800]	- [540/1550-2400]
Acceleration from 0 to 100 km/h in s	10.9 [10.1]	8.8 [8.6]	7.8 [7.8]	- [8.1]	- [7.8]	- [7.4]
Top speed approx. in km/h	205 [203]	220 [216]	232 [232]	- [230]	- [232]	- [240]
Tyre size, front	225/55 R 16	225/55 R 16	225/55 R 16	245/45 R 17	225/55 R 16	225/55 R 16
Tyre size, rear	225/55 R 16	225/55 R 16	225/55 R 16	245/45 R 17	225/55 R 16	225/55 R 16
Fuel	Diesel	Diesel	Diesel	Diesel	Diesel	Diesel
Fuel consumption ³ (l/100 km)						
Urban	6.4-6.2 [6.5-6.4]	6.1-6.0 [6.4-6.2]	6.1-6.0 [6.5-6.3]	- [6.7-6.7]	- [4.5-4.5]	- [7.4-7.0]
Extra-urban	4.8-4.5 [4.8-4.6]	4.6-4.4 [4.8-4.5]	4.7-4.5 [4.9-4.6]	- [5.2-5.1]	- [4.6-4.4]	- [5.4-5.0]
Combined	5.4-5.2 [5.4-5.3]	5.2-5.0 [5.4-5.2]	5.3-5.1 [5.5-5.2]	- [5.9-5.8]	- [4.5-4.4]	- [6.2-5.7]
CO ₂ emissions ³ (g/km) combined	141-135 [141-137]	135-132 [142-134]	138-134 [145-136]	- [155-152]	- [119-116]	- [162-152]
Emission class	Euro 5	Euro 5	Euro 5	Euro 5	Euro 5	Euro 6
Tank capacity, incl. reserve, approx. in l	59/8.0	59/8.0	59/8.0	59/8.0	59/8.0	59/8.0
Boot capacity in l	695-1950	695-1950	695-1950	695-1950	650-1905	600-1855
Turning circle diameter in m	11.28	11.28	11.28	11.28	11.28	11.28
Kerb weight ⁴ in kg	1845 [1845]	1845 [1845]	1885 [1885]	- [1955]	- [1955]	- [1955]
Payload in kg	595 [595]	595 [595]	595 [595]	- [595]	- [595]	- [595]
Perm. GVW in kg	2440 [2440]	2440 [2440]	2480 [2480]	- [2550]	- [2550]	- [2550]

¹ Figures according to Directive 92/21/EC, version 95/48/EC (kerb weight with fuel tank 90% full, driver, 68 kg, and luggage, 7 kg) for standard-specification vehicles. Optional extras and accessories will generally increase this figure and reduce the payload capacity accordingly
³ Figures in square brackets refer to vehicles with an automatic transmission Further technical data can be found at www.mercedes-benz.com

Technical data for Estate

	Diesel engines		Petrol engines				
	E 350 BlueTEC	E 350 BlueTEC 4MATIC	E 200	E 250	E 300	E 300 4MATIC	E 350
No. of cylinders/arrangement	6/V	6/V	4/in-line	4/in-line	6/V	6/V	6/V
Total displacement in cc	2987	2987	1991	1991	3498	3498	3498
Rated output ¹ in kW (hp) at rpm	- [185 (252)/3600]	- [185 (252)/3600]	135 (184)/5500 [135 (184)/5500]	- [155 (211)/5500]	- [185 (252)/6500]	- [185 (252)/6500]	- [225 (306)/6500]
Rated torque ¹ in Nm at rpm	- [620/1600-2400]	- [620/1600-2400]	270/1200-4000 [300/1200-4000]	- [350/1200-4000]	- [340/3500-4500]	- [340/3500-4500]	- [370/3500-5250]
Acceleration from 0 to 100 km/h in s	- [6.9]	- [7.0]	8.5 [8.3]	- [7.8]	- [7.5]	- [7.8]	- [6.7]
Top speed approx. in km/h	- [245]	- [240]	226 [225]	- [233]	- [250 ²]	- [243]	- [250 ²]
Tyre size, front	225/55 R 16	245/45 R 17	225/55 R 16	225/55 R 16	225/55 R 16	245/45 R 17	225/55 R 16
Tyre size, rear	225/55 R 16	245/45 R 17	225/55 R 16	225/55 R 16	225/55 R 16	245/45 R 17	225/55 R 16
Fuel	Diesel	Diesel	Premium petrol	Premium petrol	Premium petrol	Premium petrol	Premium petrol
Fuel consumption ³ (l/100 km)							
Urban	- [7.4-7.0]	- [7.9-7.7]	8.6-8.4 [7.8-7.5]	- [7.9-7.6]	- [9.7-9.6]	- [10.3-10.3]	- [9.7-9.6]
Extra-urban	- [5.4-5.0]	- [5.7-5.4]	5.6-5.2 [5.3-5.0]	- [5.4-5.1]	- [5.8-5.6]	- [6.6-6.4]	- [5.8-5.6]
Combined	- [6.2-5.7]	- [6.5-6.4]	6.7-6.4 [6.2-6.0]	- [6.3-6.1]	- [7.2-7.1]	- [7.9-7.8]	- [7.2-7.1]
CO ₂ emissions ³ (g/km) combined	- [162-152]	- [173-170]	157-149 [145-139]	- [147-141]	- [169-165]	- [186-184]	- [169-165]
Emission class	Euro 6	Euro 6	Euro 6	Euro 6	Euro 5	Euro 5	Euro 5
Tank capacity, incl. reserve, approx. in l	59/8.0	59/8.0	59/8.0	59/8.0	59/8.0	59/8.0	59/8.0
Boot capacity in l	600-1855	600-1855	695-1950	695-1950	695-1950	695-1950	695-1950
Turning circle diameter in m	11.28	11.28	11.28	11.28	11.28	11.28	11.28
Kerb weight ⁴ in kg	- [1955]	- [2035]	1735 [1735]	- [1785]	- [1845]	- [1925]	- [1845]
Payload in kg	- [595]	- [595]	595 [595]	- [595]	- [595]	- [595]	- [595]
Perm. GVW in kg	- [2550]	- [2630]	2330 [2330]	- [2380]	- [2440]	- [2520]	- [2440]

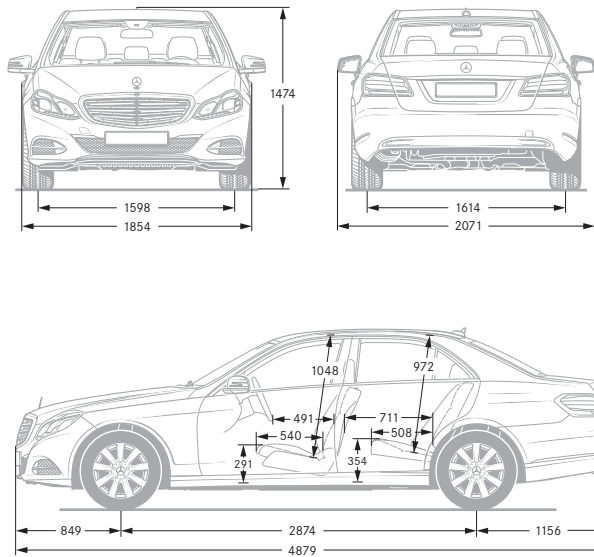
¹ Figures in accordance with Directive 80/1269/EEC in the currently applicable version ² Electronically governed ³ The figures shown were obtained in accordance with the prescribed measuring process (Directive (EC) 715/2007 in the currently applicable version in each case). The figures are not based on an individual model and do not constitute part of the product offer; they are provided solely for purposes of comparison between the different vehicle models

Technical data for Estate

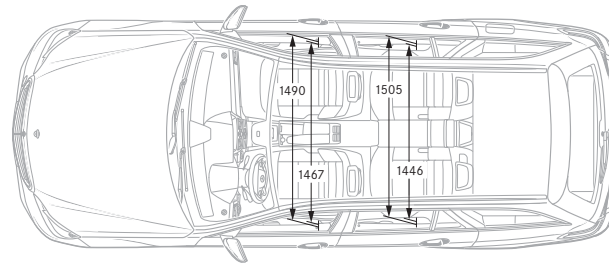
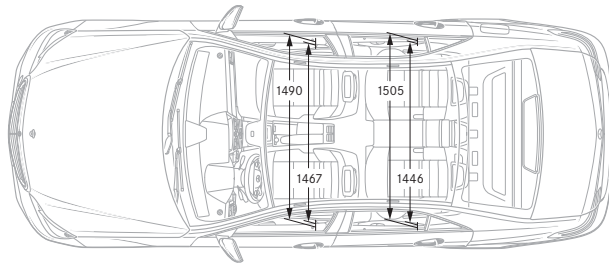
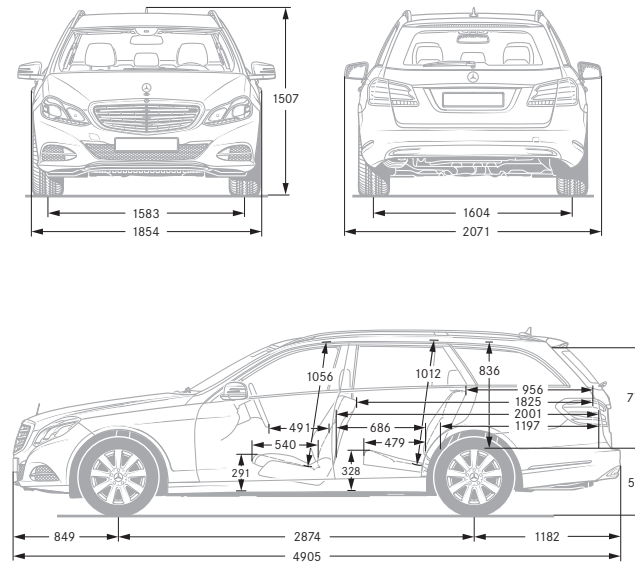
	Petrol engines						
	E 350 4MATIC	E 400	E 400 4MATIC	E 500	E 500 4MATIC	E 63 AMG 4MATIC	E 63 AMG S-Model 4MATIC
No. of cylinders/arrangement	6/V	6/V	6/V	8/V	8/V	8/V	8/V
Total displacement in cc	3498	2996	2996	4663	4663	5461	5461
Rated output ¹ in kW (hp) at rpm	- [225 (306)/6500]	- [245 (333)/5500]	- [245 (333)/5500]	- [300 (408)/5000-5750]	- [300 (408)/5000-5750]	- [410 (557)/5250-5750]	- [430 (585)/5500]
Rated torque ¹ in Nm at rpm	- [370/3500-5250]	- [480/1400-4000]	- [480/1400-4000]	- [600/1600-4750]	- [600/1600-4750]	- [720/1750-5000]	- [800/2000-4500]
Acceleration from 0 to 100 km/h in s	- [7.1]	- [5.4]	- [5.4]	- [5.0]	- [4.9]	- [3.8]	- [3.7]
Top speed approx. in km/h	- [250 ²]	- [250 ²]	- [250 ²]	- [250 ²]	- [250 ²]	- [250 ²]	- [250 ²]
Tyre size, front	245/45 R 17	245/45 R 17	245/45 R 17	245/40 R 18	245/40 R 18	255/35 ZR 19 XL	255/35 ZR 19 XL
Tyre size, rear	245/45 R 17	245/45 R 17	245/45 R 17	245/40 R 18	245/40 R 18	285/30 ZR 19 XL	285/30 ZR 19 XL
Fuel	Premium petrol	Premium petrol	Premium petrol	Premium petrol	Premium petrol	Super Plus petrol	Super Plus petrol
Fuel consumption ³ (l/100 km)							
Urban	- [10.3-10.3]	- [11.0-10.7]	- [11.7-11.5]	- [12.9-12.9]	- [13.1-13.1]	- [14.4-14.4]	- [14.4-14.4]
Extra-urban	- [6.6-6.4]	- [6.2-6.1]	- [7.1-6.8]	- [7.1-7.1]	- [7.4-7.4]	- [8.2-8.2]	- [8.2-8.2]
Combined	- [7.9-7.8]	- [7.9-7.9]	- [8.8-8.5]	- [9.3-9.3]	- [9.5-9.5]	- [10.5-10.5]	- [10.5-10.5]
CO ₂ emissions ³ (g/km) combined	- [186-184]	- [184-183]	- [205-197]	- [216-216]	- [222-222]	- [246-246]	- [246-246]
Emission class	Euro 5	Euro 6	Euro 6	Euro 5	Euro 5	Euro 6	Euro 6
Tank capacity, incl. reserve, approx. in l	59/8.0	59/8.0	59/8.0	80/9.0	80/9.0	66/14	66/14
Boot capacity in l	695-1950	695-1950	695-1950	695-1950	695-1950	695-1950	695-1950
Turning circle diameter in m	11.28	11.28	11.28	11.28	11.28	11.75	11.75
Kerb weight ⁴ in kg	- [1925]	- [1885]	- [1935]	- [1985]	- [2075]	- [2025]	- [2045]
Payload in kg	- [595]	- [595]	- [595]	- [595]	- [595]	- [555]	- [535]
Perm. GVW in kg	- [2520]	- [2480]	- [2530]	- [2580]	- [2670]	- [2580]	- [2580]

¹ Figures according to Directive 92/21/EC, version 95/48/EC (kerb weight with fuel tank 90% full, driver, 68 kg, and luggage, 7 kg) for standard-specification vehicles. Optional extras and accessories will generally increase this figure and reduce the payload capacity accordingly
² Figures in square brackets refer to vehicles with an automatic transmission Further technical data can be found at www.mercedes-benz.com

Dimensions for Saloon



Dimensions for Estate



Paintwork

The paint system developed by Mercedes-Benz includes an exceptionally resistant clearcoat and is a key factor behind the car's excellent value retention.

Non-metallic paints

- 040 black
- 149 polar white

Metallic paints¹

- 197 obsidian black
- 526 dolomite brown
- 755 tenorite grey
- 775 iridium silver
- 792 palladium silver
- 890 cavansite blue
- 988 diamond silver

Special paints¹

- 033 designo mocha black²
- 041 designo graphite²
- 044 designo magno alanite grey²
- 049 designo magno cashmere white²
- 052 designo mystic brown²
- 585 covelline blue
- 799 diamond white BRIGHT
- 996 hyacinth red

Non-metallic paints




040




149


Metallic paints¹




197




792




526




890



755




988




775


Special paints^{1,2}




033



052



041



585




044



799



049



996

Take-back of end-of-life vehicles. You can return your E-Class to us for environment-friendly disposal in accordance with the European Union (EU) End-Of-Life Vehicle Directive. But that day lies a long way off.

A network of vehicle take-back depots and dismantlers has been established to make it as easy as possible for you to return your vehicle. You can leave it at any of these points free of charge and, by doing so, make an important contribution to completing the recycling process and conserving resources.

For further information about the recycling and disposal of end-of-life vehicles, and the take-back conditions, please visit the national Mercedes-Benz website.

Please note: changes may have been made to the product since this brochure went to press (29.01.2013). The manufacturer reserves the right to make changes to the design, form, colour and specification during the delivery period, provided these changes, while taking into account the interests of the vendor, can be deemed reasonable with respect to the purchaser. Where the vendor or the manufacturer uses symbols or numbers to describe an order or the subject of an order, no rights may be derived solely from these. The illustrations may show accessories and items of optional equipment which are not part of standard specification. Colours may differ slightly from those shown in the brochure, owing to the limitations of the printing process. This brochure is distributed internationally. It provides a general indication of the range of models, features, optional extras and colours available in various countries. Some of the models, features, optional extras and colours shown may not be available in your country or may only be available in a different specification. Additionally some models, features, optional extras and colours may only be available in combination with others. For current and more specific information in relation to the range of models, features, optional extras and colours available in your country, and their pricing, you should contact your nearest authorised Mercedes-Benz Passenger Car Dealer.

www.mercedes-benz.com