

This Brochure is prepared by Daimler AG and it predominantly reflects the capabilities and performance of vehicles sold in Europe. Some characteristics, capabilities, performance features and optional extras (e.g. towing systems) may not be available or may not apply in Australia or under Australian conditions. The information in this Brochure is therefore indicative, illustrative and provided only for guidance and should not be relied on. To obtain current and accurate information on a vehicle and any options applicable to Australia, contact your local authorised Mercedes-Benz dealer.



Mercedes-Benz



# The E-Class.

Coupé and Cabriolet.



Mercedes-Benz





# The new E-Class. In top form.

Forward thrust in its most elegantly sculpted form: the new E-Class Coupé and the new E-Class Cabriolet are like honed muscles – itching to take on the road ahead. The athletically stretched flanks symbolise sporty refinement, while the strikingly broad rear end augurs assured road holding. On top of this, innovative suspension technology, comfortable seats and uncompromising build quality make driving either model an experience the very thought of

which makes the heart beat faster. With the E-Class Cabriolet, incidentally, the freedom of this motoring enjoyment begins with choosing the soft-top fabric. Whatever colour you go for, and whether you opt for the Coupé or the Cabriolet, you can be sure that the new E-Class will be in top form.

## The featured models at a glance:

### **2 | Mercedes-Benz E 400 Coupé iridium silver metallic**

AMG Sports package, AMG 5-twin-spoke light-alloy wheels, black nappa leather

### **10 | Mercedes-Benz E 400 Coupé diamond white metallic BRIGHT**

AMG Sports package, AMG 7-twin-spoke light-alloy wheels, bengal red/black leather

### **16 | Mercedes-Benz E 350 BlueTEC Cabriolet aragonite silver metallic, dark blue soft top**

Exterior Sports package, 5-twin-spoke light-alloy wheels, deep-sea blue/silk beige nappa leather

### **24 | Mercedes-Benz E 400 Cabriolet diamond white metallic BRIGHT, dark brown soft top**

AMG Sports package, AMG 5-twin-spoke light-alloy wheels, espresso brown/black leather

## Equipment and appointments options at a glance:

### **34 | Drive system and chassis**

### **44 | Safety**

### **50 | Comfort**

### **58 | Equipment and appointments**

### **82 | Services**

### **84 | Facts and colours**

The illustrations may include accessories and optional extras which do not form part of the standard specification.

## Coupé diem.

Every last detail stirs the emotions – right down to the wheels with their high-sheen finish. The front-end design of the E-Class Coupé conveys sheer dynamism. The expressive headlamps signal a thirst for adventure. And the striking radiator grille with its central star speaks straight to your heart.





Forward thrust from bumper to bumper. The dynamically rising bonnet, the muscular side lines and the elegantly flat roof line create visual excitement – and a hallmark coupé silhouette. This unique design allows a unique feature in that the side windows are also retractable.

The arc of anticipation.









## To err is human. But help is at hand.

You can count on the new E-Class Coupé getting you there safely – and not just thanks to highly sophisticated navigation technology. The car also monitors the distance to the vehicle in front, keeps you in lane, watches out for traffic signs for you and keeps its eyes open at junctions. It even knows what's happening in the blind spot.

→ Page 44–46, 53









*This appearance is never deceptive.*

Lights the way brightly for you without dazzling others: the new E-Class dims its main beam automatically as soon as it detects oncoming traffic or a vehicle in front. Having one less control function to worry about enhances your safety. So although the new E-Class does its bit for other road users, it saves its best for you. → Page 44









As its name suggests, the optional Active Parking Assist is there to help you park. All you have to do is press the accelerator. And you can count on just as much assistance for every mile you drive. The car is designed to make every journey a relaxing one. By adapting itself to the road conditions automatically. By allowing smoother and faster gear changes with the 7G-TRONIC PLUS transmission. And even by advising you to take a break. → Page 41-44, 52

Parking made easy.





## Out of sight but not out of mind.

Sticks to the road and in your mind: the perfect synthesis of design and engineering excellence. The shoulderline of the new E-Class Cabriolet rises gently from the dynamically sculpted headlamps to the powerfully styled rear end. The combination of sportiness and delightful refinement achieved by this design whets the appetite for long trips – be they along scintillating, winding routes set against a Mediterranean backdrop or the wide, tree-lined roads of Provence.









## The pleasure is all yours.

The E-Class Cabriolet leaves plenty behind – including everyday worries – as it is the most aerodynamic car in its segment. The AIRCAP system, which now operates based on the car's speed, keeps draughts at bay, while AIRSCARF wraps a scarf of warm air around your neck. → Page 56–57















Anybody who takes a seat in the new E-Class Cabriolet may not want to get out again any time soon – and with good reason. High-quality, exquisitely finished materials enriched by elegant detailing create an ideal environment for exciting and sporty motoring. Or for stimulating conversation even when travelling at high speed – thanks to the reduced noise level.

→ Page 56–57

*Anticipation is not always the greater part of pleasure.*



## The art of folding.

The only problem you'll have with the soft top is choosing a colour. You can have it in red, dark blue, black or, for the first time, also dark brown. It certainly has no problem making itself small in the boot. All at the push of a button. So even in those moments when you don't want a roof above your head, you can still count on plenty of stowage space.

→ Page 56










With its four seats, the new E-Class Cabriolet is generous when it comes to space, not least for the rear passengers: individual-style seats and a folding centre armrest ensure that even longer trips are enjoyed in complete comfort from start to finish. → Page 54–55

Large sitting room.



## Listen to this! Our quietest cabriolet of all time.

Allow us to introduce you to two of our most sensitive employees: the acoustic dummies. With their hearing capacity modelled on the human ear, they help our engineers to optimise noise levels inside the car. It is no wonder that we know exactly how a perfect interior should sound: namely dark blue. This is the best acoustic colour of all as, on the computer screen at least, it highlights the particularly quiet areas.

The result is a level of noise-related comfort to be reckoned with: no other car with a fabric soft top is as quiet inside as the E-Class Cabriolet. Regardless of the wind, weather or other outside noises, you are able to enjoy a relaxing ride, listen to music undisturbed and talk rather than shout. Even at high speeds.

# The new E-Class in detail.

## Drive system and chassis.

- 34 | Mercedes-Benz Intelligent Drive
- 35 | BlueEFFICIENCY
- 36 | Diesel engines
- 38 | Petrol engines
- 40 | Rear end and exhaust systems
- 41 | Transmissions
- 42 | Chassis and suspension

## Safety.

- 44 | Integral safety concept
- 48 | Cabriolet safety

## Comfort.

- 50 | Multimedia systems
- 52 | Assistance systems
- 54 | Seats and space
- 56 | Open-air-comfort

## Equipment and appointments.

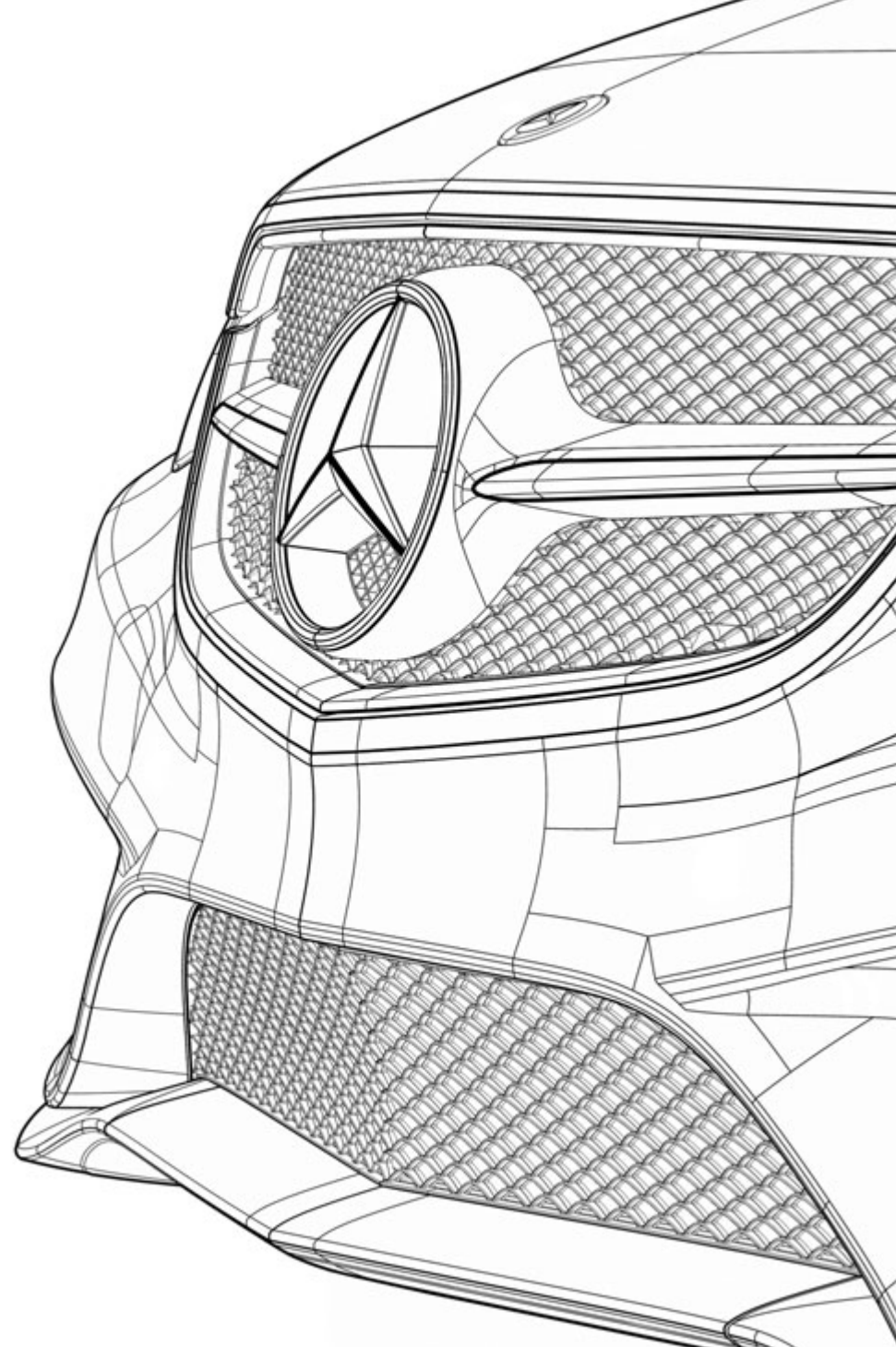
- 58 | Standard equipment
- 60 | Equipment packages
- 66 | Standard equipment
- 68 | Optional extras
- 70 | Upholstery and trim
- 78 | Wheels
- 80 | Genuine accessories

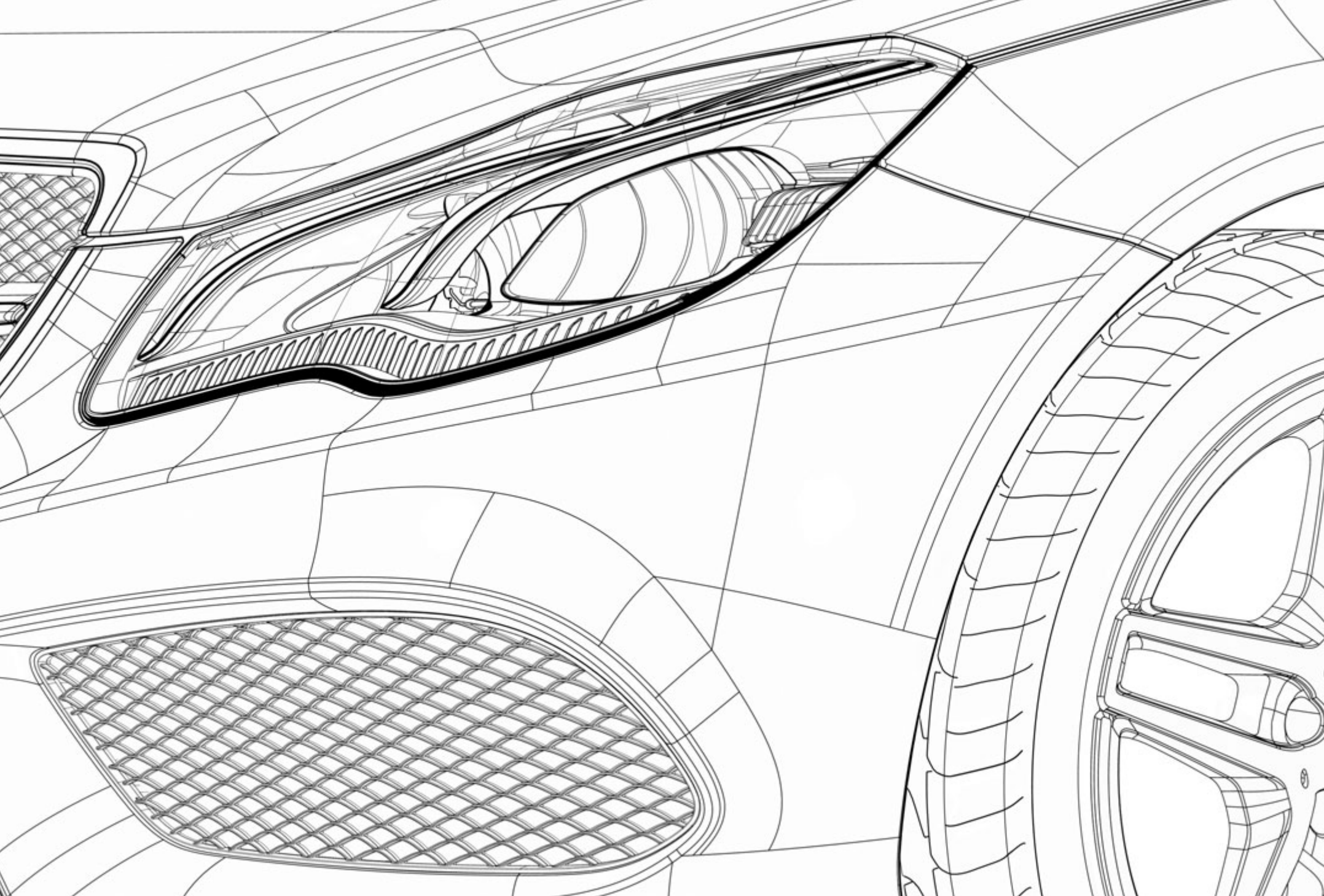
## Services.

- 82 | Star-quality services

## Facts and colours.

- 84 | Dimensions
- 84 | Paintwork
- 85 | Technical data





## Mercedes-Benz Intelligent Drive – a new era in mobility.

Our engineers focus on the future every day, the aim being to implement innovative technology. This aspiration has resulted in developments that have had a lasting impact on automotive engineering. In other words, we are working to make sure that a Mercedes-Benz will always be ahead of its time.

We have developed one groundbreaking solution after another to get closer to realising our vision of safe and accident-free driving. Innovative technologies such as the PRE-SAFE® anticipatory occupant protection system and DISTRONIC PLUS adaptive cruise control first made it onto the road in a Mercedes-Benz, setting new standards in vehicle safety. Because it was the first time active and passive systems had been combined – for even better protection and ride comfort.

Mercedes-Benz Intelligent Drive takes things a stage further by intelligently combining sensors with safety and assistance systems. For us, it's a logical progression as the traffic situation has changed. There are more vehicles on the road, the driver's job is becoming more complex and the likelihood of distraction is increasing.

To give the driver even more assistance and deal with the situation effectively, we have revolutionised the car once more: a Mercedes-Benz is now able to “see” better in all the dimensions. It has an even better view of the road and other road users, and it can react to what it sees.

We have developed a stereo camera system that is capable of seeing in three dimensions. Together with further sensors, this produces a 360° all-round view – a precise image of the surroundings. If the driving assistance and safety systems detect danger, they can respond within a fraction of a second to provide the driver with the right assistance for the situation in hand. By braking appropriately in dangerous situations. Or by dimming the main beam for the benefit of oncoming traffic, for example.

Pioneer of innovation – Mercedes-Benz Intelligent Drive once again underlines our ambition to lead and points the way ahead to accident-free and autonomous driving. The following pages include further information about our safety and comfort systems. They are available as standard equipment or optional extras for the E-Class, depending on the model specification. Further details can be found on pages 44-49 and 52-53.

## BlueEFFICIENCY – fast forward to tomorrow.

Mercedes-Benz is quicker at getting future technologies to where they matter most: on the road. With ever more efficient vehicles and a production process that wastes fewer and fewer resources. We call this comprehensive approach BlueEFFICIENCY. By way of example, BlueTEC technology for the diesel engine reduces the nitrogen oxides in the

exhaust gases by up to 90%, while Natural Gas Drive NGT drastically reduces emissions and fuel costs. Our Hybrid models featuring an intelligent combination of internal combustion engine and electric drive can reduce fuel consumption significantly, while the SLS AMG Coupé Electric Drive takes electromobility to a new level. Technical and aerodynamic

optimisation measures right down to the last detail make the BlueEFFICIENCY Editions available in selected model series true champions of efficiency.

But every E-Class model already boasts a raft of BlueEFFICIENCY features – holistic vehicle optimisation measures that are adapted specifically for this model series.



- 1 Optimised aerodynamics: E-Class Coupé with outstanding  $c_d$  value of 0.25 (4-cylinder).
- 2 4-cylinder diesel engines with two-stage turbocharging.
- 3 New 4-cylinder petrol engine with exceptional consumption figures (E 200 and E 250).
- 4 Demand-controlled ancillary components.
- 5 Optimised V6 and V8 petrol engines including direct injection (all), turbocharging (E 400 and E 500).
- 6 Efficient alternator.
- 7 ECO start/stop function – switches the engine off when at a standstill.
- 8 Standard-specification ECO display.
- 9 Consumption history displayed as a bar chart (in conjunction with optional COMAND Online).
- 10 Electromechanical Direct-Steer system only requires energy for the steering process.
- 11 Tyres and wheels with reduced rolling resistance.

## Diesel engines.

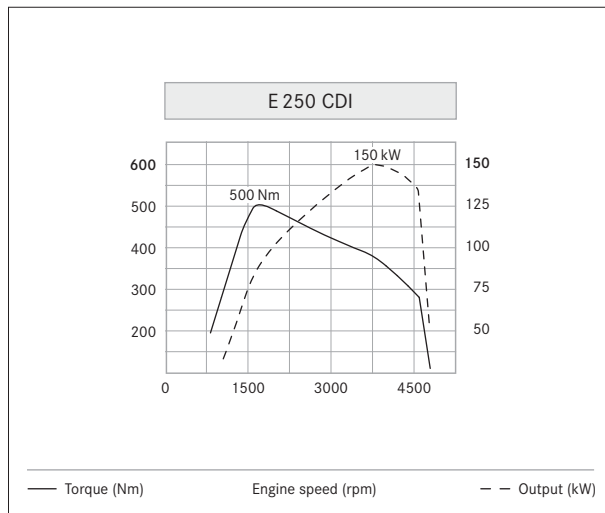
**Maximum pulling power and extremely smooth-running – with impressively low fuel consumption and emissions: the diesel engines for the new E-Class combine these characteristics – something which was considered impossible for a long time.**

**4-cylinder in-line engines.** The 4-cylinder diesel powerplant, available with a choice of two power outputs, displays contemporary qualities, including impressively rich torque and low fuel consumption. This is made possible by a complete package of consumption-reducing technologies. The current fourth-generation common-rail diesel technology impresses by virtue of an injection pressure increased to

up to 2000 bar, optimised combustion chambers, and extremely fast and precisely controlled piezo injectors. High torque is available in every engine speed range thanks to the high ignition pressure and the two-stage turbocharger, while the requisite refinement comes courtesy of two Lanchester balancer shafts. The radiator shutter reduces the air resistance if the engines require only moderate cooling.

exhaust gases. This combination of factors makes the compression-ignition engine one of the world's cleanest diesel drive systems, resulting in exemplary emission figures and classification as emission class Euro 6.

All the diesel engines have optimised alternator management, so the engine's overrun phases are used systematically and kinetic energy is recuperated. The ECO start/stop function switches off the engine temporarily when the vehicle is at a standstill, which saves fuel. Furthermore, the ECO display in the instrument cluster provides information about the efficiency of your driving style and thus further motivates you to save fuel whilst you drive.



The E 250 CDI – peak torque of 500 Nm from just 1600 rpm.

The 4-cylinder diesel engine is available in the following variants:

- 125 kW (170 hp) and a peak torque of 400 Nm in the E 220 CDI
- 150 kW (204 hp) and a peak torque of 500 Nm in the E 250 CDI


**V6 engine.** The 185 kW (252 hp) E 350 BlueTEC boasts a V6 diesel engine with particularly low-emission BlueTEC technology. Fast and precisely switching piezo injectors, a high injection pressure plus a maximum torque of 620 Nm mean effortlessly superior pulling power in every driving situation. BlueTEC stands for measures which optimise the consumption, plus for the cleaning and aftertreatment of





## Petrol engines.

More agility and motoring pleasure coupled with lower fuel consumption: a wide selection of both new and tried-and-trusted engines reduces the burden on the environment thanks to innovative technologies. The fuel-saving ECO start/stop function which comes as standard with all of the petrol models stops the engine whenever the car comes to a halt.



**4-cylinder in-line engines.** The new 2.0-litre 4-cylinder petrol engine with direct injection, variable valve timing and turbocharging delivers top torque and output levels as well as appropriately low consumption and emission figures. Optimised direct petrol injection by means of piezo injectors allows almost complete combustion of the fuel. Fuel consumption and emissions are additionally reduced thanks to the lower engine weight, optimised cylinder charging and less internal friction. Euro-6 certification is therefore practically a given. Two balancer shafts see to it that the engines run smoothly in every engine speed range.

Two variants are available:

- 135 kW (184 hp) and a peak torque of 270 Nm (6-speed manual transmission) or 300 Nm (optional 7G-TRONIC PLUS) in the E 200
- 155 kW (211 hp) and a peak torque of 350 Nm in the E 250

Power where it matters: turbocharging and intercooling make for excellent driving dynamics in the E 200.

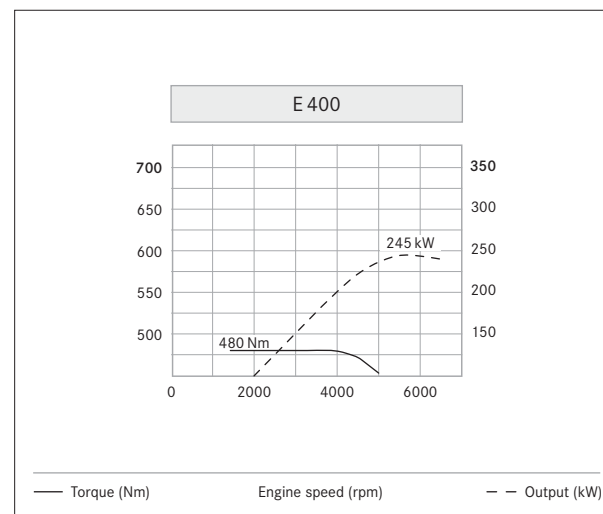
**V6 engines.** The two 6-cylinder petrol engines from the BlueDIRECT family are now supplemented by the new E 400. Thanks to turbocharging, the E 400 has a lower displacement yet a much higher torque and output. All three engines impress with relatively low fuel consumption and correspondingly low CO<sub>2</sub> emissions yet deliver outstanding dynamism. The third generation of direct injection petrol engines from Mercedes-Benz operates using spray-guided combustion and high-pressure injection via piezo injectors.

The following variants are available:

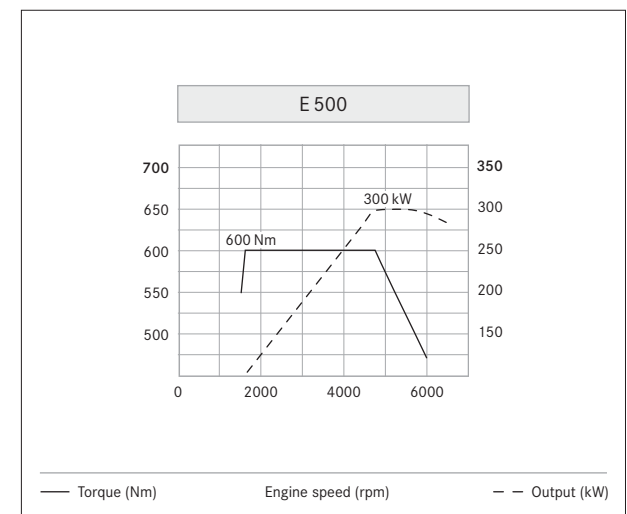
- 185 kW (252 hp) and a peak torque of 340 Nm in the E 300
- 225 kW (306 hp) and a peak torque of 370 Nm in the E 350
- 245 kW (333 hp) and a peak torque of 480 Nm with Euro-6 certification in the E 400

**V8 engine.** This powerplant from the BlueDIRECT engine family offers lower fuel consumption and correspondingly lower emissions than its predecessor. Thanks largely to the lightweight design, downsizing to a displacement of 4.7 litres, direct petrol injection with exceptionally fast and precisely controlled piezo injectors, and the innovative BlueEFFICIENCY technologies. In the E 500, this flagship engine leaves

practically nothing to be desired thanks to twin turbochargers and an intercooler. An output of 300 kW (408 hp), a peak torque of 600 Nm available from just 1 600 rpm and outstanding acceleration all add up to effortless superiority in practically any driving situation.



The E 400 - peak torque of 480 Nm from just 1400 rpm.



Extraordinary pulling power from just 1 600 rpm: the E 500.

## Rear end and exhaust systems.

The chrome-look exhaust systems together with the new-look rear design emphasise the sporty ambitions of the E-Class Coupé and Cabriolet. They are precisely tuned to each engine to optimise performance figures.

The E-Class Coupé and Cabriolet are the epitome of refined sportiness – as anybody driving behind them will testify. Not least because the slender tail lights and a wide rear bumper with black insert and chrome trim further emphasise the dynamically athletic width of the rear end. The V-shaped boot lid with its wide chrome element fits in seamlessly with

the overall look. In addition to this, the horizontal style of the tail lights creates a unmistakable night design. All of the lighting functions incorporate LED and fibre-optic technology. The tailpipe trims on the standard exhaust system are not visible as they are concealed by the new-look bumper. A twin-pipe exhaust system with trapezoidal

tailpipe trims in polished stainless steel attached to the bumper is available for the Exterior Sports package, the AMG Sports package and V8 models.



The tailpipe trims on the standard exhaust system are concealed by the new-look bumper.



The Exterior Sports package with twin-pipe exhaust system featuring trapezoidal tailpipe trims in polished stainless steel attached to the bumper.



The AMG Sports package includes a twin-pipe exhaust system featuring trapezoidal tailpipe trims in polished stainless steel attached to the bumper.


## Transmissions.

The enhanced 7G-TRONIC PLUS is optimally matched to every engine. It adapts to the current driving situation and individual driving style. Even in the entry-level models, the 6-speed manual transmission encourages a sporty driving style.

**7G-TRONIC PLUS including DIRECT SELECT lever and steering-wheel gearshift paddles** (standard for E 250 as well as all 6- and 8-cylinder models). The optimised 7-speed automatic transmission ensures a particularly sporty or economical driving mode (S and E respectively), smoother gear changes and direct response. An optimum engine speed at all times helps to reduce fuel consumption. And multiple downshifting means the 7G-TRONIC PLUS can skip individual gears. There is also a new feature in the shape of the temporary 'M' mode – activated when the steering-wheel gearshift paddles are used.

**6-speed manual transmission** (standard for 4-cylinder diesel and E 200 models). The 6-speed manual transmission allows sporty gear changes thanks to short, precise shift travel. The gear ratios and the rear axle ratio are optimally tuned to the engine output. A display on the instrument cluster indicates recommended gear changes to encourage a highly efficient driving style.


**ECO start/stop system** (standard). The engine is automatically switched off whenever the vehicle is at a standstill – resulting in much lower fuel consumption and emissions.



The 7G-TRONIC PLUS: one of over 18 million Mercedes-Benz automatic transmissions produced in a period spanning more than 50 years.

## Chassis and suspension.

The E-Class Coupé and Cabriolet are tuned to both comfortable and sporty driving styles. The Dynamic Handling package increases fun at the wheel even further with its selectable suspension and transmission set-ups.

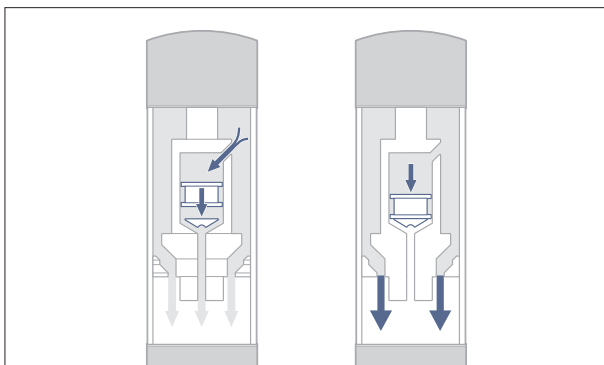


The AGILITY CONTROL suspension with selective damping system combines agility and ride comfort: it adapts itself to the road conditions and driving style continuously and smoothly.

**ADAPTIVE BRAKE** (standard). The ADAPTIVE BRAKE draws on the integrated control functions of the Electronic Stability Program ESP<sup>®1</sup> and on the anti-lock braking system ABS<sup>1</sup>, the acceleration skid control ASR<sup>1</sup> and Brake Assist<sup>1</sup>. It also includes additional software components that allow Hill-Start Assist and a HOLD function. The HOLD function is activated when the driver briefly presses the brake a second time after the vehicle comes to a stop. This ensures that the car is automatically kept at a stop without the driver having to constantly apply the brake. There's no unintentional rolling backwards or forwards. Hill-Start Assist makes starting on hills much easier by preventing the car from rolling backwards when the driver's foot moves from the brake to the accelerator pedal. This function is activated once a certain gradient is reached. There is also a "brake drying" function, which removes the film of moisture that accumulates on the brake discs in wet conditions and thus reduces the brake response time and the stopping distances. A "priming" function brings the brake pads into contact with the brake discs as soon as the driver rapidly moves their foot from the accelerator pedal, which likewise shortens the brake response time.

<sup>1</sup> Integral component of Mercedes-Benz Intelligent Drive. More on page 34.

**AGILITY CONTROL suspension** (standard). The AGILITY CONTROL suspension with selective damping system combines agility and ride comfort. Thanks to continuous scanning of the road surface, the shock absorbers adjust automatically to suit the current driving situation. The enhanced damping and stability are especially beneficial on poor road surfaces. Even in the case of small shocks, however, ride comfort is enhanced thanks to optimised rolling characteristics.



The AGILITY CONTROL suspension enhances agility and ride comfort, especially on poor road surfaces.

**Direct-Steer system** (standard). The new Direct-Steer system has a more direct ratio to substantially reduce the steering effort required in the case of large steering angles, for example when parking or when negotiating tight bends. On the other hand, straight-line stability is particularly impressive at high speeds. Through precise steering characteristics and good feedback the Direct-Steer system raises the vehicle agility and steering comfort in equal measure. The electromechanical power assistance is reduced as the car's speed increases. On top of this, the Direct-Steer system helps to minimise fuel consumption.



Comfort or sport: the Dynamic Handling package lets you decide.

**AGILITY CONTROL sports suspension** (option; part of the optional Sport packages). The springs and dampers are stiffer than those used by the standard-fit AGILITY CONTROL suspension, thus reducing body roll and enhancing driving stability.

**Dynamic Handling package** (option; standard for E 500). With the optionally available Dynamic Handling package on board, a push of the suspension button is all it takes to switch the Adaptive Damping System from Comfort to Sport mode. Irrespective of this, the automatic transmission mode can be changed to a more dynamic Sport mode using the E-S-M button. In 'S' mode, the sporty gear ratios are backed by exceptionally sporty accelerator characteristics.

## Integral safety concept.

We are driven by the vision of accident-free driving. Our integral safety concept – a comprehensive approach which can increase safety in every driving situation – brings us a step closer to making it a reality.

As the inventor of the motor car, we feel we have a special responsibility when it comes to road safety. That's why we were the first car manufacturer to develop an integral safety concept which seamlessly links active and passive safety measures to provide comprehensive protection. The all-encompassing approach is divided into four phases and provides safety solutions for any situation. It includes systems for safe driving, which help prevent danger thanks to their ability to warn and assist the driver in plenty of time. Our unique PRE-SAFE® system comes into play when danger is detected, activating anticipatory measures to protect the car's occupants. If, despite all of the preventive measures, a collision is unavoidable, further technologies can provide protection on demand. We've even thought about the time immediately after an accident and developed solutions to prevent a worsening of the situation and facilitate rapid assistance. The following pages show some of the technologies used in the "Safe driving", "In the event of danger", "In an accident" and "After an accident" phases.

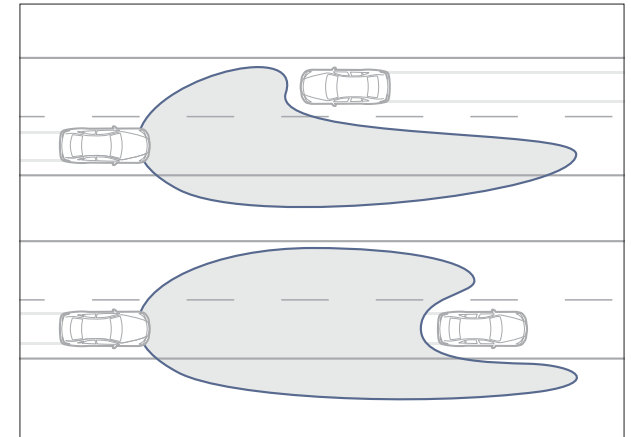
**Mercedes-Benz Intelligent Drive.** An array of intelligent technological solutions helps to identify critical situations and to reduce the risk of an accident. What's more, they also result in a sustained reduction in driver stress.

**Safe driving: ATTENTION ASSIST<sup>1</sup>** (standard). This drowsiness detection system is particularly useful on long journeys and can warn the driver in advance if microsleap is imminent. At speeds of between 60 and 200 km/h, ATTENTION ASSIST can give the driver a visual and audible warning as soon as it detects signs of drowsiness or increasing inattention. Sensors analyse both driving behaviour and steering wheel movements and can thus detect differences compared to a predetermined individual profile. Furthermore, the driver has the option of adjusting the system's sensitivity to suit the current situation by selecting one of two modes.

**Safe driving: Lane Tracking package<sup>1</sup>** (option). Lane Keeping Assist recognises continuous white lines on the road as well as broken lane markings. It can warn the driver by making the steering wheel vibrate gently if the car leaves its lane unintentionally. At speeds above 30 km/h, Blind Spot Assist uses two radar sensors to monitor the blind spot on the left and right of the vehicle.

**Safe driving: Adaptive Highbeam Assist Plus<sup>1</sup>** (option). Adaptive Highbeam Assist Plus selects the optimum low-beam headlamp range. High beam is controlled automatically with smooth transitions and adaptive beam control. In addition to this, part of the high beam cone is masked out if the

system detects oncoming traffic or a vehicle in front: in this way, the roadside is illuminated with the high beam without dazzling other road users. High beam can therefore also be used when there is oncoming traffic or a vehicle in front. Furthermore, Adaptive Highbeam Assist Plus dims the high beam if there are any highly reflective road signs.



Adaptive Highbeam Assist Plus illuminates the roadside without dazzling oncoming traffic or vehicles in front.

<sup>1</sup> Integral component of Mercedes-Benz Intelligent Drive. More on page 34.



**Safe driving: Driving Assistance package Plus<sup>1</sup>**

(option). At the touch of a button, the DISTRONIC PLUS adaptive cruise control with STEER CONTROL can help the driver to maintain the desired distance behind a vehicle in front at speeds between 0 and 200 km/h and, if need be, initiate braking. The system now also helps the driver to stay in lane. Further elements of the Driving Assistance package Plus include PRE-SAFE<sup>®</sup> Brake with active pedestrian protection, Active Lane Keeping Assist, Active Blind Spot Assist, BAS PLUS with

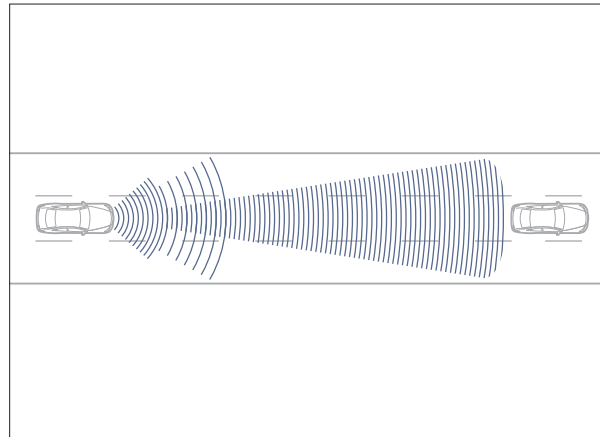


Lane Keeping Assist and Blind Spot Assist can warn the driver in potentially dangerous situations, for instance when changing lanes.

Cross-Traffic Assist and pedestrian protection, and PRE-SAFE<sup>®</sup> PLUS.

**In the event of danger: COLLISION PREVENTION ASSIST<sup>1</sup>**

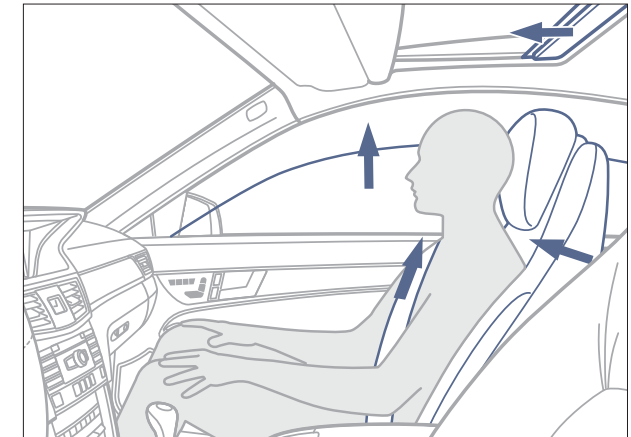
(standard). At speeds above 30 km/h, the system can detect insufficient distance between the car and objects in front of it and then give the driver a visual and audible warning. If the car is braked at the same time, Adaptive Brake Assist can provide precisely the amount of braking power required to prevent an impending collision wherever possible.



DISTRONIC PLUS adaptive cruise control can brake the car to a standstill then accelerate it again, for example when driving in a queue of traffic.

**In the event of danger: PRE-SAFE<sup>®</sup> system<sup>1</sup>** (standard).

As a precaution, the PRE-SAFE<sup>®</sup> system can activate protective measures designed to prepare the occupants for a subsequent accident. Measures include reversible tensioning of the driver and passenger seat belts as well as automatic closing of the open windows and/or the optional sliding sunroof – depending on the driving situation and the vehicle equipment.



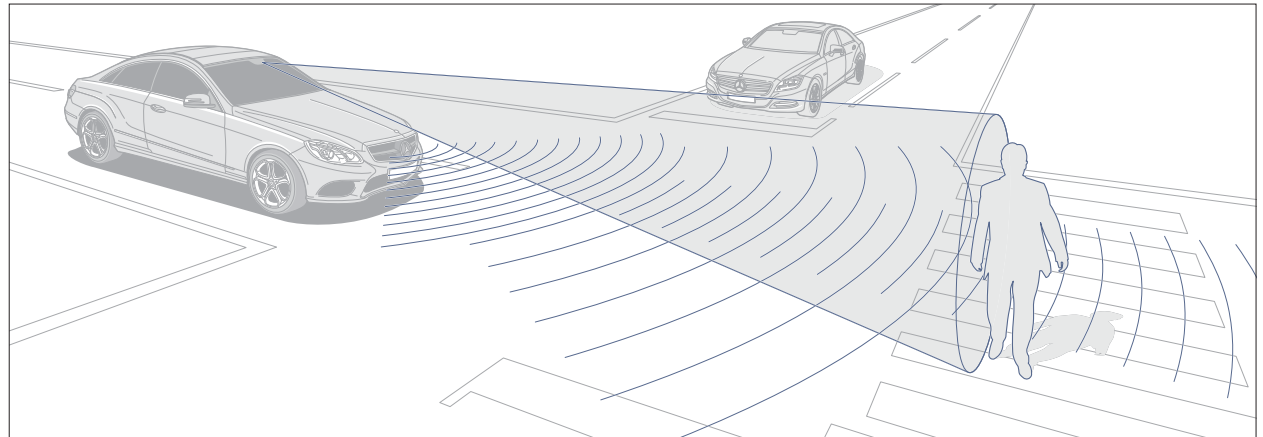
PRE-SAFE<sup>®</sup> can recognise critical driving situations and initiate preventive measures to protect the occupants.

**In the event of danger: PRE-SAFE® PLUS<sup>1</sup>** (part of the optional Driving Assistance package Plus). The enhanced preventive occupant protection system also detects danger behind the car; if the rapidly flashing brake lights switched on to warn the driver behind fail to prevent a rear impact, the vehicle braking pressure can be actively increased to augment the preventive occupant protection measures and reduce the risk of whiplash injuries.

**In the event of danger: PRE-SAFE® Brake** (part of the optional Driving Assistance package Plus). As a three-stage warning and braking system, PRE-SAFE® Brake can intervene effectively prior to an impending rear-end collision: if there is no reaction from the driver following an initial visual and audible warning, an autonomous partial brake application is initiated as a haptic warning signal. If there is still no reaction, full brake application can be triggered.

**In the event of danger: BAS PLUS with Cross-Traffic Assist and pedestrian protection<sup>1</sup>** (part of the optional Driving Assistance package Plus). The anticipatory Brake Assist system BAS PLUS determines the braking pressure required to prevent a collision. If the braking force applied by the driver during emergency braking is insufficient, the system can provide the braking pressure required for the situation in hand. BAS PLUS can now also intervene to assist in situations involving crossing vehicles or pedestrians.

**In an accident: restraint systems** (standard). At Mercedes-Benz, the 3-point seat belts, belt tensioners, belt force limiters and airbags are optimised to work together perfectly in order to minimise injuries. Passengers in the E-Class Cabriolet and Coupé can be protected by a total of eleven airbags, nine of which are fitted as standard: airbag, pelvisbag, sidebag, windowbag (or headbag in the Cabriolet) for the driver and front passenger, plus kneebag for the driver. There are also two optional rear sidebags.

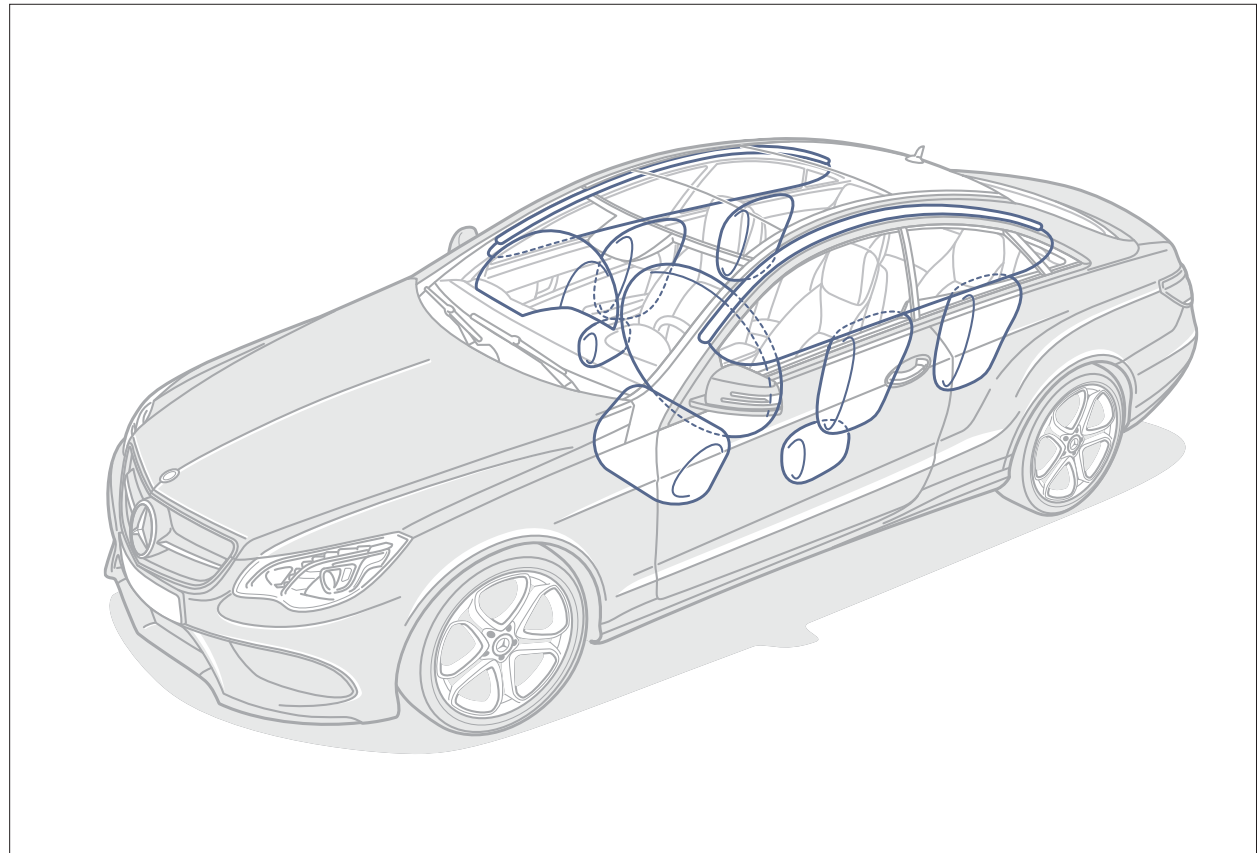


BAS PLUS with Cross-Traffic Assist can help detect road users arriving from the side at an early stage and, if a collision is imminent, apply the brakes as required for the situation.

<sup>1</sup> Integral component of Mercedes-Benz Intelligent Drive. More on page 34.

**After an accident: Mercedes-Benz emergency call system** (part of COMAND Online). This system can make an emergency call automatically using a mobile phone which is on standby and connected to the vehicle as soon as the restraint system detects an accident. At the same time, the GPS position data and other data about the vehicle are transmitted to the Mercedes-Benz emergency call centre, after which a voice connection is established. The emergency control system can also be triggered manually.

**Measures after an accident.** In order to reduce consequential damage and, where necessary, to support the rescue of the occupants, Mercedes-Benz has developed further measures. These include the automatic engine cut-off or the activation of the hazard warning lamps and interior emergency lighting. The central locking also opens automatically, and crash joints between the door and the wing make it easier to open the doors after an impact. In addition Mercedes-Benz makes Guidelines for Rescue Services available world-wide and in several languages; helpers can download them from the internet at [www.mercedes-benz.de/rettungsfaden](http://www.mercedes-benz.de/rettungsfaden). As you can see, at Mercedes-Benz consideration has been given to safety in every situation.



Standard equipment in the new E-Class includes airbag, pelvisbag, sidebag and windowbag (or headbag in the Cabriolet) for the driver and front passenger as well as a kneebag for the driver. This all-round protection is further enhanced by optional rear sidebags.

## Cabriolet safety.

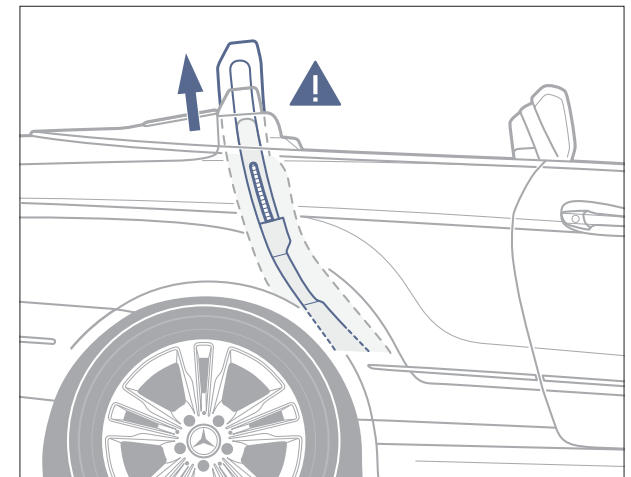
Driving the E-Class Cabriolet is an experience to be savoured. The feeling of complete limitlessness can only be enhanced by a sophisticated safety concept that gives you even more freedom by minimising risks.

The safety equipment has been adapted systematically to meet the requirements of a cabriolet: special headbags are included as standard in place of the windowbags in the Coupé. Together with the other airbags and the NECK-PRO head restraints, which reduce the risk of whiplash, they provide all-round protection for the driver and front passenger. Mercedes-Benz's integral safety concept likewise plays a major role and includes functions such as enhanced PRE-SAFE® PLUS to provide anticipatory occupant protection.


**Safety body** (standard). Right from the outset the E-Class Cabriolet was designed with the safety of its occupants in mind. That's why much of the body consists of high-strength and maximum-strength steel. The passenger compartment,

in particular, has cabriolet-specific reinforcement in the floor and side area. At the same time the high torsional strength and the lightweight construction provide the ideal basis for outstanding driving dynamics.

**Roll-over protection** (standard). The roof frame structure and the A-pillars are exceptionally robust. The A-pillars have been reinforced with tubing, offering effective occupant protection together with the roll-over bars in case of roll-over. The roll-over bars' cassettes are fully integrated in the rear head restraints and fastened to the area behind the rear seat backrest in the bodyshell. They can be extended in fractions of a second as soon as the airbag control system's crash sensors detect the risk of an accident.



The integral roll-over bars are extended in just 0.3 seconds, during which time the rear head restraints move into the highest possible position.



## Multimedia systems.

The multimedia functions in the E-Class Coupé can be operated intuitively and easily via the Controller located on the centre console. Alternatively you can use the buttons on the devices themselves or the multifunction steering wheel.



The COMAND Online multimedia system has a new flatframe look and a high-resolution 17.8 cm colour display.

**COMAND Online** (option). The multimedia system boasts a high-resolution 17.8 cm TFT colour display with a flat-frame look. Functions include a radio, speed-sensitive volume control, the Music Register with a 10 GB hard disc and hard-disc navigation. What's more, the system also includes free European map data updates for three years following initial registration. The DVD player can play CDs and MP3s as well as video and audio DVDs. The online function facilitates access to the internet and various Mercedes-Benz mobile services via an internet-capable mobile phone. A USB connection, an Aux-in socket, a slot for SD memory cards, a Bluetooth® interface and the optional Media Interface allow connection to external data storage media and a mobile phone. With the optional telephone module the system can now also be equipped with its own SIM card. The system is operated using the central Controller and the buttons on the multifunction steering wheel. The LINGUATRONIC system allows you to control COMAND Online using voice entry.

**Audio 20 CD** (standard). The Audio 20 CD radio features a 14.7 cm colour display, a dual tuner with traffic information decoder, an MP3-compatible CD player, a Bluetooth® with hands-free system and an optional 6-disc CD changer. All functions can be controlled conveniently using the multi-function steering wheel and the Controller on the centre console.

**Becker® MAP PILOT** (option). The Becker MAP PILOT combines the advanced functionality of an integrated navigation system with the advantages of the latest generation of highly flexible, portable devices. All the functions can be used conveniently and safely via the vehicle controls. Maps and additional functions can be updated and extended conveniently by accessing the Becker MAP PILOT webshop from your home internet connection. Further information is available at [www.beckermappilot.com](http://www.beckermappilot.com)

**SPLITVIEW** (option, only in conjunction with COMAND Online). The driver and front passenger can watch different content at the same time on the COMAND Online colour display, such as navigation instructions and a film respectively. This effect is achieved thanks to a special arrangement of the vertical pixel rows. The remote control allows the front passenger to watch anything from DVDs to music videos or television whilst listening on the supplied headphones.



COMAND Online with optional SPLITVIEW.

**Harman Kardon® Logic 7® surround sound system** (option). 12 loudspeakers optimally tuned for the interior, a 450-watt 9-channel DSP amplifier and the discrete Logic 7® multi-channel surround sound technology combine with the Audio 20 CD and integrated 6-disc CD changer to provide first-class acoustics at every seat and, together with COMAND Online, also provide Dolby Digital 5.1 Surround Sound. On top of all this, the speed-sensitive volume control ensures unadulterated listening pleasure.



First-class acoustics assured in all four seats: the Harman Kardon® Logic 7® surround sound system.

## Assistance systems.

As in other walks of life, assistance is at hand. Speed Limit Assist, the reversing camera and Active Parking Assist enhance the feeling of comfort and safety in the E-Class.



The display in the instrument cluster gives you a clear picture of the parking manoeuvres at all times.

**Active Parking Assist, including PARKTRONIC<sup>1</sup>** (option). It gets the car into and out of parking spaces automatically – all the driver has to do is press the accelerator and change gear. The system searches for a suitable parking space and manoeuvres the car into it as soon as the driver has stopped, accepted the suggested parking space and engaged reverse gear. An electronic control unit uses the PARKTRONIC system's ultrasonic sensors to calculate the distance to the vehicles in front and behind whilst parking and determines the best line to take. Active Parking Assist uses a total of twelve ultrasonic sensors – six in the front bumper and six in the rear bumper. For the first time, the E-Class Coupé and Cabriolet additionally offer functions for automatically manoeuvring the car into perpendicular parking spaces and into and out of parallel parking spaces, each with active steering and braking intervention, as well as additional side impact protection against obstacles to the side of the car.

<sup>1</sup> Integral component of Mercedes-Benz Intelligent Drive. More on page 34.



**Traffic Sign Assist**<sup>1</sup> (option in conjunction with Becker® MAP PILOT or COMAND Online). A windscreen camera detects speed-limit signs or other road signs and indicates them on the display so the driver can always see how fast they are allowed to go. The system also has access to the navigation system's data.



Traffic Sign Assist shows the driver the speed limits and other traffic signs currently in force on the display.

**Reversing camera**<sup>1</sup> (option, only in conjunction with COMAND Online). The reversing camera monitors the area directly behind the car with its wide-angle lens and sends the images to the central COMAND display. It is activated automatically when reverse gear is engaged. Static and dynamic guide lines help gauge the distance and the correct steering angle.



The reversing camera helps the driver with reversing by displaying static and dynamic guide lines.

**Parking package with 360° camera system**<sup>1</sup> (option). Comprises the 360° camera and Active Parking Assist, including PARKTRONIC. A short-range camera system uses four individually selectable cameras (one at the front, one in each of the exterior mirrors and one in the boot lid) to show the car and its surroundings from a bird's-eye perspective. An area of around 3 metres in front of and behind the car is visible, as are the side areas and obstacles below the window line. Guide lines are superimposed when reverse gear is engaged.



During parking, the COMAND Online central display shows the area around the car.

## Seats and space.

The seats combine seating comfort with ergonomics, safety and sportiness – both in the front and in the rear. Systems such as the automatic belt feeder and the rear entry aid further enhance comfort and convenience.

The ergonomically designed front seats with standard-fit NECK-PRO head restraints give the driver and front passenger excellent support, even when driving dynamically. Their height and the backrest angle are electrically adjustable.

**Memory package** (option). The front seats come with the option of infinitely variable power adjustment. The positions of the seats, backrests, steering wheel and exterior mirrors can be stored and then simply reinstated at the push of a button. The integrated, electrically adjustable 4-way lumbar support allows each seat occupant to select their preferred settings.

**Climatised front seats** (option). The airflow for the climatized seats has been configured to ensure a well-balanced seat climate. There is a choice of three-stage seat heating and active ventilation for cooling the seats. The output of the climatized seats is reduced automatically after a certain time. The settings for the driver and front passenger are controlled separately using the controls on the centre console.



The contours of the optional multicontour seats can be individually and ergonomically adapted to suit the driver and front passenger.

**Automatic belt feeders** (standard). To help with fastening the seat belt the automatic belt feeder brings the seat belt on the front seats into an easily accessible position.

**EASY-ENTRY system** (standard). Getting into a two-door car can be something of a balancing act. But help is at hand with the EASY-ENTRY system, which makes getting into the rear much easier. When the front seat backrest is folded forwards, the whole front seat slides forwards. The system stores the exact position of the front seat so it can simply be moved back into this position afterwards.

**Rear seats** (standard). The rear seats with upholstery in an individual seat look and integrated head restraints have a stowage compartment and a double cup holder located between them. The Coupé's backrest can be folded down so that bulky items can be transported. Enhanced seating comfort in the Cabriolet comes courtesy of a folding armrest, whilst the through-loading opening behind it makes loading the vehicle easier.



Automatic belt feeders make it easier to belt up.



No need to be a contortionist to get into the rear: the EASY-ENTRY system.



The integrated through-loading feature allows longer items to be carried, even in the Cabriolet.

## Open-air comfort.

Innovative technology makes open-air driving comfort possible in just about every season in the E-Class Cabriolet. And thanks to the unique AIRCAP draught-stop system, even the rear passengers benefit. Air turbulence and noise level are significantly reduced.

### Automatically operated fabric soft top (standard).

The soft-top fabric is available in a choice of four colours – black, dark blue, dark brown or red – and is largely resistant to climatic conditions. It is controlled simply by lifting and holding the soft-top switch. The roof can be opened and closed when the car is on the move – up to a speed of 40 km/h. The electrohydraulic mechanism folds the fabric soft top together so that there is still a generous amount of load space available even when the roof is down.

**Aerodynamics.** In addition to a drag coefficient that is outstanding in its class (e.g. E 200:  $C_d = 0.29$  when the soft top is closed), the E-Class Cabriolet also boasts excellent key data where front and rear axle lift are concerned. Good aerodynamics are a prerequisite for high driving stability, the low noise level and the favourable fuel consumption.



The fabric soft top can be opened and closed again easily by means of a switch – up to a speed of 40 km/h.

**AIRSCARF** (option). At the touch of a button, heated air is wrapped around the shoulders and neck of the driver and front passenger like a scarf. In order to achieve this effect the system draws in cold air before warming it and releasing it again through discreetly positioned vents in the head restraints. AIRCAP and AIRSCARF are also available together in the optional Cabriolet Comfort package.

**AIRCAP** (option). The innovative AIRCAP draught-stop system diverts the airflow above the heads of the occupants and thus allows all four seats to be used when the roof is down. Draughts and annoying turbulence are reduced significantly, plus it is easier for the occupants to communicate and for the climate control to do its job. AIRCAP consists of an air deflector module in the roof frame combined with a small draught-stop between the rear head restraints. It is now controlled as a function of the vehicle speed for the first time. When activated, the air deflector is extended when the speed exceeds around 40 km/h and retracted again automatically when the speed falls below around 15 km/h. The system can be activated at the push of a button, even when the car is on the move at speeds of up to 160 km/h.



The AIRSCARF neck-level heating acts like a scarf.



Good at its job: the AIRCAP draught-stop system.



Simply ingenious: AIRCAP diverts the airflow above the heads of all four occupants.



## Standard equipment.

Sheer driving enjoyment comes as standard with the E-Class Coupé and the E-Class Cabriolet. From the refined sportiness of the exterior with the progressive new-look twin-headlamp face to the choice interior design – every bit of these cars promises unforgettable driving experiences. There are four soft-top colours to choose from for the E-Class Cabriolet: red, dark blue, black or, available for the first time, dark brown.




---

### Exterior

---

5-twin-spoke light-alloy wheels with 235/45 R 17 tyres

---

LED main headlamps and LED daytime running lamps

---

New-look front and rear bumpers

---

New-look LED tail lights

---

Radiator grille with central star

---

### Interior

---

3-spoke multifunction steering wheels painted titanium grey with a high-sheen finish, in nappa leather, and shift lever in nappa leather

---

Door sill panels with “Mercedes-Benz” lettering & exit lighting

---

Front seats with electrically adjustable height & backrest angle

---

Individual seats with integrated head restraints and belt feeders

---

Upholstery in ARTICO man-made leather/fabric

---







## Exterior Sports package.

Lives up to its name: the Exterior Sports package together with the AGILITY CONTROL sports suspension ensure enhanced driving agility. Furthermore, the sporty rear apron, the twin-pipe exhaust system with trapezoidal tailpipe trims in polished stainless steel, the black-painted insert on the rear bumper, the larger 5-twin-spoke light-alloy wheels, plus perforated brake discs and painted callipers at the front further enhance the dynamism of the design.




---

### Exterior

---

5-twin-spoke light-alloy wheels painted titanium grey with a high-sheen finish, with 235/40 R 18 front tyres and 255/35 R 18 rear tyres

---

AGILITY CONTROL sports suspension

---

Manual shift mode 'M' (only in conjunction with 7G-TRONIC PLUS automatic transmission)

---

Perforated brake discs and grey-painted callipers at the front

---

Twin-pipe exhaust system with trapezoidal tailpipe trims in polished stainless steel integrated in the bumper

---

The E 500 is fitted with the Exterior Sports package and all-round AMG bodystyling as standard.





## AMG Sports package.

The characteristic AMG front apron with sportily prominent air intakes, the diffuser-style AMG rear apron and the powerfully styled side sill panels make the AMG bodystyling unmistakable. Perforated front brake discs and AMG 5-twin-spoke light-alloy wheels further emphasise the exterior dynamism. Inside the car, multicontour front seats in ARTICO man-made leather, the AMG multifunction sports steering wheel in nappa leather and the sports pedals create a hallmark AMG atmosphere.

---

### Exterior

AGILITY CONTROL sports suspension

AMG 5-twin-spoke light-alloy wheels, painted titanium grey with a high-sheen finish, with 235/40 R 18 front tyres and 255/35 R 18 rear tyres

AMG bodystyling (front apron, rear apron and side sill panels)

Perforated brake discs and grey-painted callipers with "Mercedes-Benz" lettering at the front

Sports exhaust system with twin-pipe, trapezoidal tailpipe trims

### Interior

3-spoke multifunction sports steering wheel in nappa leather, with flattened bottom section and 12 multifunction buttons

Brushed stainless-steel sports pedals with rubber studs

Floor mats with "AMG" lettering

Multicontour seats for driver and front passenger

Steering-wheel gearshift paddles and manual transmission mode "M" (in conjunction with 7G-TRONIC PLUS automatic transmission)

Upholstery in black ARTICO man-made leather

---





## AMG Plus Sports package.

Maximum dynamism: the AMG Plus Sports package includes carefully matched elements to lend the inside and outside of the new E-Class an even sportier aura.

---

### Exterior

AGILITY CONTROL suspension

AMG 7-twin-spoke light-alloy wheels, grey-painted in high-gloss black with a high-shine finish, with 235/35 R 19 front tyres and 255/30 R 19 rear tyres

AMG bodystyling (front apron, rear apron, side sill panels)

AMG spoiler lip in body colour

Perforated brake discs and grey-painted callipers with “Mercedes-Benz” lettering at the front

Sports exhaust system with twin-pipe, trapezoidal tailpipe trims

### Interior

3-spoke multifunction sports steering wheel in nappa leather with red contrasting topstitching, flattened bottom section and 12 multifunction buttons

AMG sports seats with integral head restraints and single rear seats

Armrests on the centre console and in the doors with red contrasting topstitching

Brushed stainless steel sports pedals with black rubber studs

Door centre panels in DINAMICA microfibre with red contrasting topstitching

Floor mats in black with “AMG” lettering and red edging

Seat belts in red (alternatively in black)

Steering-wheel gearshift paddles in silver and manual transmission mode “M” (in conjunction with 7G-TRONIC PLUS automatic transmission)

Upholstery in ARTICO man-made leather/DINAMICA microfibre in black with red contrasting topstitching

---



## Standard equipment | Selection.



LED headlamps with LED main headlamps and LED daytime running lamps.



3-spoke multifunction steering wheel in nappa leather.



Audio 20 CD with new flatframe-look colour display.



LED tail lights.



Analogue clock.



Soft-top operating switch (for Cabriolet only).



THERMATIC automatic climate control.



COLLISION PREVENTION ASSIST display in the 3-tube instrument cluster.



Fully retractable side windows.



Automatic belt feeders for driver and front passenger.



Cruise control with SPEEDTRONIC<sup>1</sup> variable speed limiter.



Shift lever in nappa leather.

<sup>1</sup> Integral component of Mercedes-Benz Intelligent Drive. More on page 34.

## Optional extras | Selection.



LED Intelligent Light System<sup>1</sup>.



Wood/leather multifunction steering wheel with steering-wheel gearshift paddles.



COMAND Online with flatframe look.



Panoramic sliding sunroof (for Coupé only).



AIRSCARF with discreetly positioned nozzles (for Cabriolet only).



AIRCAP with electrical air deflector module (for Cabriolet only).

<sup>1</sup> Integral component of Mercedes-Benz Intelligent Drive. More on page 34.





THERMOTRONIC automatic climate control.



Dashboard upper section in nappa leather.



DIRECT SELECT lever and steering-wheel gearshift paddles.



Heated seats.



KEYLESS-GO.



Media Interface.



For the black interior, there is a choice between seat covers in ARTICO man-made leather/fabric (standard), ARTICO, leather or nappa leather. The interior is kept in black (seat covers, steering wheel, parcel shelf and roof liner). The dashboard, beltlines, armrests and head restraints are likewise black. Optionally there is an alpaca grey roof liner and A-, B- and C-pillars in the same colour. The standard trim is in light aluminium, with dark aluminium available optionally for the first time. Wood trims are also available, with a choice of colours and structures. The seats feature contrasting topstitching, contrasting piping in the case of nappa leather. The door handles are illuminated with LEDs.



401



121



741



211



811



739



H79



H14



H17



736



H21

#### black

401 ARTICO<sup>1</sup>/fabric121 ARTICO<sup>1,2</sup>741 ARTICO<sup>1</sup>/DINAMICA microfibre<sup>3</sup>211 leather<sup>4</sup>811 nappa leather<sup>4</sup>

#### Trim

739 light cross-grain aluminium

H79 dark textured-grain aluminium<sup>4</sup>H14 high-gloss brown burr walnut wood<sup>4</sup>H17 high-gloss dark brown linestructure lime wood<sup>4</sup>736 high-gloss black ash wood<sup>4</sup>H21 black piano lacquer<sup>4</sup>

<sup>1</sup> Man-made leather. <sup>2</sup> Only for AMG Sports package (optional). <sup>3</sup> Only for AMG Plus Sports package (optional). <sup>4</sup> Optional extra.



For the alpaca grey/black interior, there is a choice between seat covers in ARTICO man-made leather/fabric (standard), leather or nappa leather. The seat covers and door centre panels are in alpaca grey, the steering wheel in black. The dashboard, beltlines, armrests and roof liner are black. An alpaca grey roof liner and A-, B- and C-pillars in the same colour are optionally available. The standard trim is in light aluminium, with dark aluminium available optionally for the first time. Wood trims are also available, with a choice of colours and structures. The seats feature contrasting topstitching, contrasting piping in the case of nappa leather. The door handles are illuminated with LEDs.



458



739



H79



268



H14



H17



868



736



H21

---

**alpaca grey/black**

---

458 ARTICO<sup>1</sup>/fabric

268 leather<sup>2</sup>

868 nappa leather<sup>2</sup>

---

**Trim**

---

739 light cross-grain aluminium

H79 dark textured-grain aluminium<sup>2</sup>

H14 high-gloss brown burr walnut wood<sup>2</sup>

H17 high-gloss dark brown linestructure lime wood<sup>2</sup>

736 high-gloss black ash wood<sup>2</sup>


H21 black piano lacquer<sup>2</sup>

---


<sup>1</sup> Man-made leather. <sup>2</sup> Optional extra.



For the natural beige/black interior, there is a choice between seat covers in leather or nappa leather. The interior is mainly black with contrasting seat covers and door centre panels in natural beige. The roof liner, A-, B- and C-pillars, and steering wheel are in black. The standard trim is in light aluminium, with dark aluminium available optionally for the first time. Wood trims are also available, with a choice of colours and structures. The seats feature contrasting topstitching, contrasting piping in the case of nappa leather. The door handles are illuminated with LEDs.



264



864



739



H79



H14



H17



736



H21

---

**natural beige/black**


---

264 leather<sup>1</sup>864 nappa leather<sup>1</sup>


---

**Trim**


---

739 light cross-grain aluminium

H79 dark textured-grain aluminium<sup>1</sup>H14 high-gloss brown burr walnut wood<sup>1</sup>H17 high-gloss dark brown linestructure lime wood<sup>1</sup>736 high-gloss black ash wood<sup>1</sup>H21 black piano lacquer<sup>1</sup>


---

<sup>1</sup> Optional extra.



For the bengal red/black interior, there is a choice between seat covers in leather or nappa leather. The interior is mainly black with contrasting seat covers and door centre panels in bengal red. The roof liner and the A-, B- and C-pillars are also in black. The standard trim is in light aluminium, with dark aluminium available optionally for the first time. Other trims are also available, with a choice of colours and structures. The seats feature contrasting topstitching, contrasting piping in the case of nappa leather. The door handles are illuminated with LEDs.



267



867



739



H79



736



H21

---

**bengal red/black**

---

267 leather<sup>1</sup>

867 nappa leather<sup>1</sup>

---

**Trim**

---

739 light cross-grain aluminium

H79 dark textured-grain aluminium<sup>1</sup>

736 high-gloss black ash wood<sup>1</sup>


H21 black piano lacquer<sup>1</sup>

---


<sup>1</sup> Optional extra.



For the espresso brown/black interior, there is a choice between seat covers in leather or nappa leather. The interior is mainly black with contrasting seat covers, steering wheel and door centre panels in espresso brown. The roof liner and the A-, B- and C-pillars are also in black. The standard trim is in light aluminium, with dark aluminium available optionally for the first time. Wood trims are also available, with a choice of colours and structures. The seats feature contrasting topstitching, contrasting piping in the case of nappa leather. The door handles are illuminated with LEDs.



274



874



739



H79



H14



H17



736



H21

---

**espresso brown/black**


---

274 leather<sup>1</sup>874 nappa leather<sup>1</sup>


---

**Trim**


---

739 light cross-grain aluminium


H79 dark textured-grain aluminium<sup>1</sup>H14 high-gloss brown burr walnut wood<sup>1</sup>H17 high-gloss dark brown linestructure lime wood<sup>1</sup>736 high-gloss black ash wood<sup>1</sup>H21 black piano lacquer<sup>1</sup>


---

<sup>1</sup> Optional extra.



For the silk beige interior, there is a choice between seat covers in leather or nappa leather. The interior is in silk beige, only the steering wheel and the upper section of the dashboard are in espresso brown. The roof liner and the A-, B- and C-pillars are in silk beige. The standard trim is in light aluminium, with dark aluminium available optionally for the first time. Wood trims are also available, with a choice of colours and structures. The nappa leather seats have contrasting piping. The door handles are illuminated with LEDs.




---

**silk beige**

215 leather<sup>1</sup>

815 nappa leather<sup>1</sup>

---

**Trim**

739 light cross-grain aluminium

H79 dark textured-grain aluminium<sup>1</sup>

H14 high-gloss brown burr walnut wood<sup>1</sup>


H17 high-gloss dark brown linestructure lime wood<sup>1</sup>




<sup>1</sup> Optional extra.



For the deep-sea blue/silk beige interior, there is a choice between seat covers in leather or nappa leather. The interior is mainly silk beige with contrasting steering wheel, seat covers, door centre panels and the upper section of the dashboard in deep-sea blue. The roof liner and the A-, B- and C-pillars are also in silk beige. The standard trim is in light aluminium, with dark aluminium available optionally for the first time. Wood trims are also available, with a choice of colours and structures. The seats feature contrasting top-stitching, contrasting piping in the case of nappa leather. The door handles are illuminated with LEDs.



252



852



739



H79



H14



H17



736



H21

---

#### deep-sea blue/silk beige

---

252 leather<sup>1</sup>852 nappa leather<sup>1</sup>


---

#### Trim

---

739 light cross-grain aluminium

H79 dark textured-grain aluminium<sup>1</sup>H14 high-gloss brown burr walnut wood<sup>1</sup>H17 high-gloss dark brown linestructure lime wood<sup>1</sup>736 high-gloss black ash wood<sup>1</sup>H21 black piano lacquer<sup>1</sup>



---

<sup>1</sup> Optional extra.





For the espresso brown/silk beige interior, there is a choice between seat covers in leather or nappa leather. The interior is mainly silk beige with contrasting steering wheel, seat covers, door centre panels and the upper section of the dashboard in espresso brown. The roof liner and the A-, B- and C-pillars are also in silk beige. The standard trim is in light aluminium, with dark aluminium available optionally for the first time. Wood trims are also available, with a choice of colours and structures. The seats feature contrasting topstitching, contrasting piping in the case of nappa leather. The door handles are illuminated with LEDs.




284



739



H79



884



H14



H17

---

**espresso brown/silk beige**

---

284 leather<sup>1</sup>

884 nappa leather<sup>1</sup>

---

**Trim**

---

739 light cross-grain aluminium

H79 dark textured-grain aluminium<sup>1</sup>

H14 high-gloss brown burr walnut wood<sup>1</sup>

H17 high-gloss dark brown linestructure lime wood<sup>1</sup>

---

<sup>1</sup> Optional extra.

## Wheels.



7-spoke aero-design light-alloy wheels with 205/55 R 16 tyres (no-cost option for all 4-cylinder models, Code 34R; only available for Coupé).



10-spoke light-alloy wheels with 235/45 R 17 tyres (optional for 4- and 6-cylinder models, Code 25R).



5-twin-spoke light-alloy wheels with 235/40 R 18 front tyres and 255/35 R 18 rear tyres (optional, Code R71, standard for 8-cylinder models, part of Exterior Sports package).



5-twin-spoke light-alloy wheels with 235/45 R 17 tyres (standard for 4- and 6-cylinder models, Code 44R).



5-spoke light-alloy wheels with 235/45 R 17 front tyres and 255/40 R 17 rear tyres (optional for 4- and 6-cylinder models, Code R22).



5-spoke light-alloy wheels with 235/40 R 18 front tyres and 255/35 R 18 rear tyres (optional, Code R08).



5-twin-spoke light-alloy wheels with 235/40 R 18 front tyres and 255/35 R 18 rear tyres (optional, Code 22R).



AMG 5-twin-spoke light-alloy wheels, painted titanium grey with a high-shine finish, with 235/40 R 18 front tyres and 255/35 R 18 rear tyres (optional, Code 660, part of AMG Sports package).



AMG 7-twin-spoke light-alloy wheels, painted high-gloss black with a high-shine finish, with 235/35 R 19 front tyres and 255/30 R 19 rear tyres (optional, Code 662, part of AMG Plus Sports package).



5-twin-spoke light-alloy wheels with 235/35 R 19 front and 255/30 R 19 rear tyres (optional, Code R17).



AMG 5-twin-spoke light-alloy wheels with high-shine finish, with 235/40 R 18 front tyres and 255/35 R 18 rear tyres (optional, Code 795).



AMG 7-twin-spoke light-alloy wheels with high-shine finish, with 235/35 R 19 front tyres and 255/30 R 19 rear tyres (optional, Code 770).



## Genuine accessories.

Mercedes-Benz genuine accessories let you make the most of everything the E-Class Coupé and Cabriolet have to offer, as the range includes products that are tailored specifically to the cars. → [www.mercedes-benz-accessories.com](http://www.mercedes-benz-accessories.com)



The New Alustyle cycle rack allows up to four bicycles to be carried (only for E-Class Coupé).



The rear spoiler adapted to the contours emphasises the sporty design.



The front apron spoiler lip adds a further touch of dynamism and elegance.

The front apron spoiler lip and the rear spoiler subtly add to the dynamism and elegance of the E-Class Coupé and Cabriolet. The lockable rear-mounted cycle rack can easily carry two or three bicycles, depending on version, whilst leaving the boot accessible. With the Alustyle basic carrier bars and a wide range of different attachments, the E-Class Coupé can also carry sports equipment and luggage on the roof – for instance with the Mercedes-Benz roof boxes or the ski and snowboard rack. The draught-stop for the E-Class Cabriolet consists of a fine-mesh net which slows down the airflow and thus largely prevents draughts reaching the occupants. It is quick and easy to mount.

Further information on the range of Mercedes-Benz genuine accessories is available in our special brochure or from your authorised Mercedes-Benz dealer.

## Services.

**Mercedes-Benz Financial Services.** Our sophisticated leasing and financing products are tailored to your individual financial needs, giving you the opportunity to drive your dream car while staying financially flexible. Once you have chosen a model, you can enjoy the peace of mind of knowing that both the vehicle itself and our insurance products will keep you particularly well protected. What's more, our range of service products is designed to ensure that your car stays in top shape while offering transparent, manageable conditions. For further details, speak to your Mercedes-Benz dealer, who will be glad to go through the latest financial services and terms and conditions with you.

**Mercedes-Benz mobility.** Your new car comes complete with the promise of feeling safe on the road. But if you should ever need assistance, Mercedes-Benz Service24h is there to help. Just call the freephone service hotline on 00800 1 777 7777<sup>1</sup>. The integrated telematics service, Mercedes-Benz Contact<sup>2</sup>, is even more convenient: a touch of a button is all it takes to contact the Mercedes-Benz customer centre. If you wish, relevant vehicle and position-related data are transmitted at the same time, thereby allowing the centre to react quickly and provide rapid on-site assistance. Also standard with your new car at no extra charge is the Mercedes-Benz Mobilo<sup>3</sup> mobility package. Whether you have lost your key, had a breakdown which cannot be repaired immediately or suffered damage to the vehicle due to an accident or vandalism, Mobilo helps you reach your destination – anywhere in Europe. Whatever is holding you up, you will soon be able to resume your journey.

**Mercedes-Benz Museum.** Discover what has been moving the world for over 125 years, and embark on a fascinating journey through automotive history in the Mercedes-Benz Museum. More than 1500 exhibits covering an area of 16,500 square metres chart the unique heritage and innovative flair of the inventor of the motor car. You will find one automotive legend after another awaiting you: unique pieces such as the oldest Mercedes still in existence from 1902, supercharged cars or the awe-inspiring Gullwings. The museum is a spectacular sight in its own right too, thanks to an architecture that breaks away from traditional concepts and creates an unprecedented sense of space. Welcome to the Mercedes-Benz Museum – a world of innovation. [www.mercedes-benz-classic.com/museum](http://www.mercedes-benz-classic.com/museum)



<sup>1</sup> Alternative: +49 69 95 30 72 77. <sup>2</sup> Requires a factory-fitted radio, connected to an operational mobile phone. The only charge incurred is the cost of the mobile phone call to the landline network. <sup>3</sup> Once the mobility guarantee has expired (four years), Mobilo can be extended to provide cover in the event of breakdown and insurance claims one year at a time for a maximum of 30 years, provided that regular maintenance is carried out by your Mercedes-Benz service partner.

**Test drive.** The unique feeling of driving a Mercedes cannot be put into words – you have to experience it for yourself. Take a test drive and find out first hand how it feels to drive your dream car. Please contact your nearest Mercedes-Benz dealer for details.

**Interactive Owner's Manual and Mercedes-Benz Guides.**

The website also offers an interactive tour, enabling you to acquaint yourself with your dream car. You can view key functions in detail, gain an insight into the car's inner workings or look at the benefits of each model. For further details, go to [www.mercedes-benz.de/owners-manual](http://www.mercedes-benz.de/owners-manual). The "Mercedes-Benz Guides" app lets you explore the highlights of the individual models both online and offline. The app is available free of charge from the Apple® iTunes® Store (iOS) as well as the Google Play store (Android).

**Mobile internet.** The whole world of Mercedes-Benz can be explored at any time with your web-capable mobile device – including specially adapted content for both smartphones and tablets. As well as an overview of all the passenger car models, there are insights into the entire brand world along with a wealth of entertainment offers and direct links to our range of services at [www.mercedes-benz.com](http://www.mercedes-benz.com)

**Mercedes-Benz service contracts.** You need never worry about unexpected workshop costs<sup>4</sup> again: depending on the specific contract, a Mercedes-Benz service contract can cover unforeseen repairs, maintenance or wear parts. As a result, your vehicle stays in great condition – thanks to the Mercedes-Benz quality you can expect from our highly qualified workshop specialists and Mercedes-Benz genuine parts. Your Mercedes-Benz dealer will be pleased to tell you more about the available service contracts and terms and conditions.

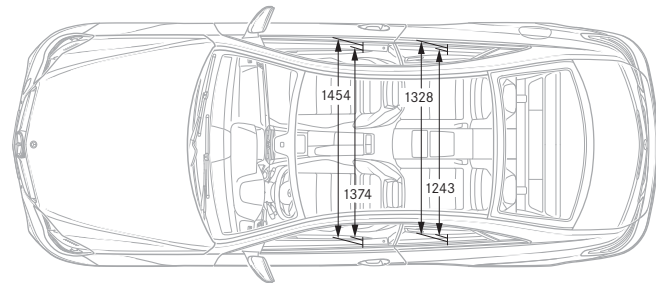
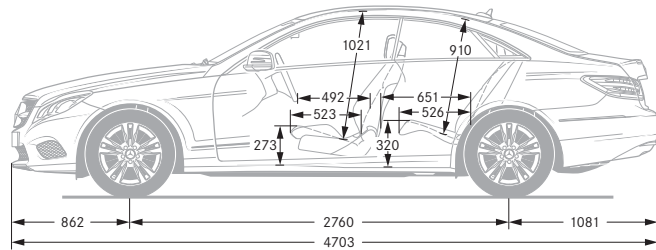
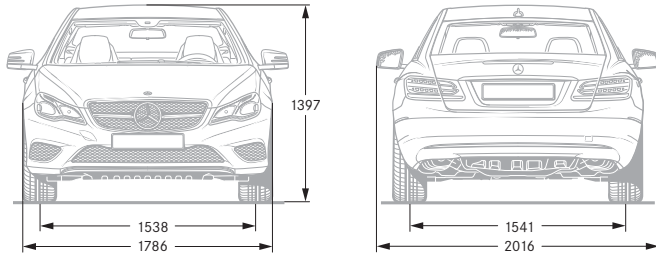


**Accident repairs.** Should the worst happen and you find yourself in need of repairs, with the Mercedes-Benz accident repair service you will receive the right assistance for your vehicle and ensure that its high-quality safety features are properly maintained. Whether you need paint, body or glass repair work carried out, the highly trained specialists at your Mercedes-Benz service partner will repair your Mercedes-Benz and get you quickly back on the road again. Further information is available from your authorised Mercedes-Benz dealer.

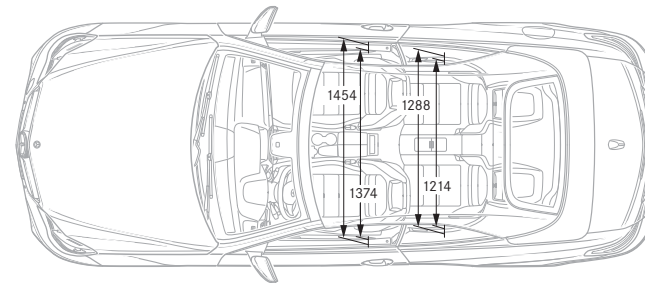
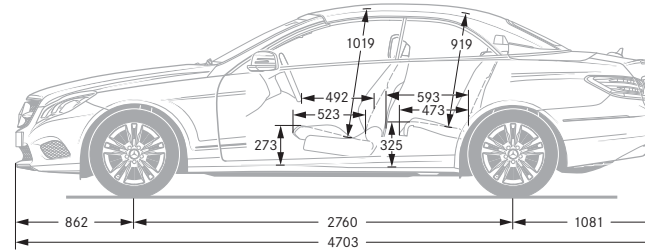
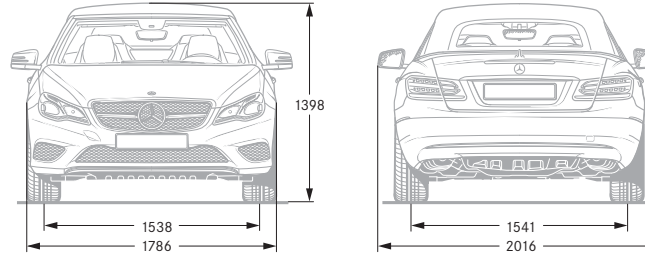


<sup>4</sup> In accordance with the terms and conditions of the Mercedes-Benz service contracts.

## Coupé dimensions.



## Cabriolet dimensions.



## Paintwork.

### Non-metallic paints

- 040 black
- 149 polar white
- 590 fire opal

### Metallic paints<sup>1</sup>

- 197 obsidian black
- 296 aragonite silver<sup>2</sup>
- 526 dolomite brown
- 755 tenorite grey
- 775 iridium silver
- 792 palladium silver
- 890 cavansite blue
- 988 diamond silver

### Special paint<sup>1</sup>

- 799 diamond white metallic BRIGHT

### Soft-top colours<sup>3</sup>

- 740 black
- 741 dark brown
- 744 dark blue
- 746 red

All measurements in millimetres. The dimensions shown are mean values and apply to standard-specification, unladen vehicles.

<sup>1</sup> Optional extra. <sup>2</sup> Special colour exclusively for E-Class Coupé and Cabriolet. Expected to be available from 3<sup>rd</sup> quarter of 2013. <sup>3</sup> Only available for Cabriolet.



# Technical data for Coupé.

	Diesel engines			Petrol engines					
	E 220 CDI	E 250 CDI	E 350 BlueTEC	E 200	E 250	E 300	E 350	E 400	E 500
No. of cylinders/arrangement	4/in-line	4/in-line	6/V	4/in-line	4/in-line	6/V	6/V	6/V	8/V
Total displacement (cc)	2143	2143	2987	1991	1991	3498	3498	2996	4663
Rated output <sup>1</sup> in kW (hp) at rpm	125 (170)/ 3000-4200	150 (204)/3800	185 (252)/3600	135 (184)/5500	155 (211)/5500	185 (252)/6500	225 (306)/6500	245 (333)/5500	300 (408)/ 5000-5750
Rated torque <sup>1</sup> in Nm at rpm	400/1400-2800	500/1600-1800	620/1600-2400	270 [300]/1200-4000	350/1200-4000	340/3500-4500	370/3500-5250	480/1400-4000	600/1600-4750
Acceleration from 0 to 100 km/h in s	8.5 [8.3]	7.4 [7.3]	- [6.4]	8.0 [7.8]	- [7.1]	- [6.9]	- [6.2]	- [5.2]	- [4.8]
Top speed, approx. in km/h	235 [234]	250 <sup>2</sup> [247]	- [250 <sup>2</sup> ]	240 [240]	- [250 <sup>2</sup> ]	- [250 <sup>2</sup> ]	- [250 <sup>2</sup> ]	- [250 <sup>2</sup> ]	- [250 <sup>2</sup> ]
Tyre size - front axle, rear axle	235/45 R 17	235/45 R 17	235/45 R 17	235/45 R 17	235/45 R 17	235/45 R 17	235/45 R 17	235/45 R 17	235/40 R 18, 255/35 R 18
Fuel	Diesel	Diesel	Diesel	Premium petrol	Premium petrol	Premium petrol	Premium petrol	Premium petrol	Premium petrol
Fuel consumption <sup>3</sup> in l/100 km									
Urban	5.9-5.7 [6.0-5.8]	6.2-5.7 [6.0-5.8]	- [7.0-6.8]	8.4-8.3 [7.7-7.4]	- [7.8-7.5]	- [10.0-9.5]	- [10.0-9.5]	- [10.6-10.5]	- [12.7-12.7]
Extra-urban	4.2-3.8 [4.3-3.9]	4.5-3.9 [4.3-3.9]	- [4.9-4.7]	5.3-4.8 [5.0-4.5]	- [5.1-4.6]	- [5.8-5.3]	- [5.8-5.3]	- [5.8-5.6]	- [6.8-6.8]
Combined	4.8-4.5 [4.9-4.6]	5.1-4.5 [4.9-4.6]	- [5.7-5.4]	6.4-6.1 [6.0-5.6]	- [6.1-5.7]	- [5.8-5.3]	- [7.3-6.9]	- [7.6-7.4]	- [8.9-8.9]
CO <sub>2</sub> emissions <sup>3</sup> in g/km combined	126-118 [129-119]	133-119 [129-119]	- [150-143]	150-142 [140-130]	- [142-132]	- [166-160]	- [166-160]	- [177-172]	- [209-209]
Emission class	Euro 5	Euro 5	Euro 6	Euro 6	Euro 6	Euro 5	Euro 5	Euro 6	Euro 5
Efficiency class	A+ [A+]	A+ [A+]	- [A]	B [A]	- [A]	- [C]	- [C]	- [C]	- [E]
Tank capacity in l/ of which reserve approx.	66/8	66/8	66/8	66/8	66/8	66/8	66/8	66/8	66/8
Boot capacity in l	450	450	450	450	450	450	450	450	450
Turning circle diameter in m	11.15	11.15	11.15	11.15	11.15	11.15	11.15	11.15	11.19
Kerb weight <sup>4</sup> in kg	1705 [1715]	1735 [1735]	- [1805]	1585 [1615]	- [1635]	- [1685]	- [1685]	- [1725]	- [1815]
Perm. GVW in kg	2175 [2185]	2205 [2205]	- [2255]	2055 [2085]	- [2105]	- [2155]	- [2155]	- [2195]	- [2255]

Figures in square brackets refer to models with automatic transmission.

<sup>1</sup> Figures in accordance with Directive 80/1269/EEC in the currently applicable version. <sup>2</sup> Electronically governed. <sup>3</sup> The figures shown were obtained in accordance with the prescribed measuring process (Directive [EC] 715/2007 in the currently applicable version).


<sup>4</sup> The figures are not based on an individual model and do not constitute part of the product offer; they are provided solely for purposes of comparison between different vehicle models.

# Technical data for Cabriolet.









	Diesel engines			Petrol engines					
	E 220 CDI	E 250 CDI	E 350 BlueTEC	E 200	E 250	E 300	E 350	E 400	E 500
No. of cylinders/arrangement	4/in-line	4/in-line	6/V	4/in-line	4/in-line	6/V	6/V	6/V	8/V
Total displacement (cc)	2143	2143	2987	1991	1991	3498	3498	2996	4663
Rated output <sup>1</sup> in kW (hp) at rpm	125 (170)/ 3000-4200	150 (204)/3800	185 (252)/3600	135 (184)/5500	155 (211)/5500	185 (252)/6500	225 (306)/6500	245 (333)/5500	300 (408)/ 5000-5750
Rated torque <sup>1</sup> in Nm at rpm	400/1400-2800	500/1600-1800	620/1600-2400	270 [300]/1200-4000	350/1200-4000	340/3500-4500	370/3500-5250	480/1400-4000	600/1600-4750
Acceleration from 0 to 100 km/h in s	8.8 [8.7]	7.8 [7.7]	- [6.7]	8.6 [8.2]	- [7.5]	- [7.2]	- [6.4]	- [5.3]	- [4.9]
Top speed, approx. in km/h	232 [230]	245 [243]	- [250 <sup>2</sup> ]	235 [235]	- [245]	- [250 <sup>2</sup> ]	- [250 <sup>2</sup> ]	- [250 <sup>2</sup> ]	- [250 <sup>2</sup> ]
Tyre size – front axle, rear axle	235/45 R 17	235/45 R 17	235/45 R 17	235/45 R 17	235/45 R 17	235/45 R 17	235/45 R 17	235/45 R 17	235/40 R 18, 255/35 R 18
Fuel	Diesel	Diesel	Diesel	Premium petrol	Premium petrol	Premium petrol	Premium petrol	Premium petrol	Premium petrol
Fuel consumption <sup>3</sup> in l/100 km									
Urban	6.2-5.9 [5.9-5.8]	6.2-5.9 [5.9-5.8]	- [7.2-7.0]	8.5-8.3 [8.2-7.8]	- [8.3-7.9]	- [10.2-10.0]	- [10.2-10.0]	- [11.0-10.6]	- [12.9-12.9]
Extra-urban	4.7-4.2 [4.4-4.2]	4.7-4.2 [4.4-4.2]	- [5.2-4.9]	5.4-5.2 [5.3-5.1]	- [5.4-5.2]	- [5.9-5.6]	- [5.9-5.6]	- [6.1-5.8]	- [6.9-6.9]
Combined	5.2-4.9 [4.9-4.8]	5.2-4.9 [4.9-4.8]	- [5.9-5.6]	6.5-6.4 [6.4-6.1]	- [6.5-6.2]	- [7.5-7.2]	- [7.5-7.2]	- [7.9-7.6]	- [9.1-9.1]
CO <sub>2</sub> emissions <sup>3</sup> in g/km combined	136-127 [130-126]	136-127 [130-126]	- [156-149]	152-150 [148-142]	- [150-144]	- [175-169]	- [175-169]	- [185-178]	- [213-213]
Emission class	Euro 5	Euro 5	Euro 6	Euro 6	Euro 6	Euro 5	Euro 5	Euro 6	Euro 5
Efficiency class	A [A+]	A+ [A+]	- [A]	B [B]	- [B]	- [C]	- [C]	- [C]	- [E]
Tank capacity in l/of which reserve approx.	66/8	66/8	66/8	66/8	66/8	66/8	66/8	66/8	66/8
Boot capacity in l	300-390	300-390	300-390	300-390	300-390	300-390	300-390	300-390	300-390
Turning circle diameter in m	11.15	11.15	11.15	11.15	11.15	11.15	11.15	11.15	11.19
Kerb weight <sup>4</sup> in kg	1825 [1835]	1845 [1845]	- [1935]	1705 [1735]	- [1765]	- [1805]	- [1805]	- [1845]	- [1945]
Perm. GVW in kg	2295 [2305]	2315 [2315]	- [2350]	2175 [2205]	- [2235]	- [2275]	- [2275]	- [2315]	- [2350]

<sup>1</sup> Figures in accordance with Directive 92/21/EC, version 95/48/EC (kerb weight with fuel tank 90% full, driver, 68 kg, and luggage, 7 kg) for standard-specification vehicles. Optional extras and accessories will generally increase this figure and reduce the payload capacity accordingly. Further technical data can be found at [www.mercedes-benz.com](http://www.mercedes-benz.com)

Non-metallic paints



Metallic paints<sup>1</sup>



Special paint<sup>1</sup>



Soft-top colours<sup>3</sup>



**Take-back of end-of-life vehicles.** You can return your E-Class to us for environment-friendly disposal in accordance with the European Union (EU) End-Of-Life Vehicle Directive. But that day lies a long way off.

A network of vehicle take-back depots and dismantlers has been established to make it as easy as possible for you to return your vehicle. You can leave it at any of these points free of charge and, by doing so, make an important contribution to completing the recycling process and conserving resources.

For further information about the recycling and disposal of end-of-life vehicles, and the take-back conditions, please visit the national Mercedes-Benz website.

**Please note:** changes may have been made to the product since this brochure went to press (31.01.2013). The manufacturer reserves the right to make changes to the design, form, colour and specification during the delivery period, provided these changes, while taking into account the interests of the vendor, can be deemed reasonable with respect to the purchaser. Where the vendor or the manufacturer uses symbols or numbers to describe an order or the subject of an order, no rights may be derived solely from these. The illustrations may show accessories and items of optional equipment which are not part of standard specification. Colours may differ slightly from those shown in the brochure, owing to the limitations of the printing process. This brochure is distributed internationally. It provides a general indication of the range of models, features, optional extras, colours and/or services available in various countries. Some of the models, features, optional extras, colours and/or services shown may not be available in your country or may only be available in a different specification. Additionally some models, features, optional extras, colours and/or services may only be available in combination with others. For current and more specific information in relation to the range of models, features, optional extras, colours and/or services available in your country, and their pricing, you should contact your nearest authorised Mercedes-Benz Passenger Car Dealer.

[www.mercedes-benz.com](http://www.mercedes-benz.com)