



**MITSUBISHI
MOTORS**

Drive your Ambition



ASX

BUILT TO PACK LIFE IN



Whatever you're doing, wherever you're going, do it in style with the Mitsubishi ASX. Built for the working week as much as the weekend, the compact ASX has stacks of storage, super smart technology, zippy performance and effortless style.

ASX, built for the time of your life

Since 1917 Mitsubishi Motors has been at the forefront of technological innovation. Having launched the inventive Super-Select 4WD system and the world's first Plug-in hybrid electric SUV, our vehicles have been tested, trialled and triumphant in some of the earth's toughest terrain including the Dakar Rally. These engineering milestones, together with our commitment to reliability and ingenuity sets us apart. As we continue to move forward, pushing the boundaries of innovation, you can rest assured your Mitsubishi has been built for the time of your life.



GSR



GSR Model shown. Available 18 December 2019.

The ASX GSR has a definite dark side with its aggressive city style featuring black grille, black mirrors, black rear spoiler, black roof rails and 18" black alloy wheels. All powered by an impressive 2.4L MIVEC petrol engine that gives it go-anywhere capability whether it be city laneway or city highway.

- + Pirouette on a 10 cent piece and score that precious park. The ASX's agility and manoeuvrability puts you wherever you want to be, without compromising on cargo or cabin space.
- + A large unique black rear spoiler adds another dimension to the sleekness of the GSR model.

- + Mounted within easy reach, paddle shifters allow you to enjoy Sports Mode while keeping both hands safely on the steering wheel. Shifting quickly and easily, with the current gear positioning clearly shown on the multi-information display.
- + Add a little extra bite to your style with a sleek, aerodynamic shark fin antenna.



SIT BACK AND RELAX, YOU'RE IN CONTROL



As soon as you get behind the wheel of the GSR you'll feel in complete control of the vehicle and the array of interior features it has to offer:

- + Sporty lightweight aluminium brake and accelerator pedals give you that sense of exhilaration.
- + The combination of microsuede seat trim with synthetic leather bolsters is enhanced with bold red stitching, with highlights continuing on the leather wrapped steering wheel, gearshift, park brake and console knee pad.

- + Smartphone link Display Audio (SDA)^{*} is connected to an impressive 8" touchscreen, so you can access your phone's compatible apps and get directions, make calls, send and receive messages and listen to music from any source including DAB+ radio.

^{*}Smartphone link Display Audio (SDA) supports Android™ 5.0 or higher/iOS 8.0 or higher for use with Android Auto™/Apple CarPlay. Smartphone link Display Audio will not operate in areas with no service signal and may not operate in supported areas where the signal is weak. Users are responsible for all charges incurred using smartphones and iPhones to connect to Android™ and CarPlay respectively. Some functions may not be available for use depending on the user's location. Only compatible Apps can be used. 1.Android™ and Android Auto™ are trademarks of Google Inc. 2.Apple CarPlay and iPhone, are trademarks of Apple Inc., registered in the US and other countries.

DISTINCTIVE LIKE YOU



Looking good and feeling good is what Mitsubishi ASX Exceed is all about. From its stylish chrome front grille and shimmering chrome highlights to its black wheel arch-garnished 18" alloy wheels and LED Daytime Running Lights, ASX Exceed turns heads while you turn those tight city streets.

ASX EXCEED



- + Light your way and stay visible with LED Headlights, LED Daytime Running Lights and Automatic High Beam[^].
- + Beat the rain with automatic rain sensing wipers[^] that detect water on your windscreen and activate at just the right time and speed.
- + There's no twilight zone or dark tunnel vision with ASX's dusk sensing headlights[^].

- + Keep your rear passengers UV protected with rear privacy glass[#].
- + Full-flat rear seat with 60:40 split foldable seatback allows you the flexibility to transport bulky or oddly shaped items with the ease of a rear seat release lever.
- + The versatile cargo area is spacious and easy to use for any driver. With up to 393* litres of cargo space available even with 5 occupants inside, ASX is built to pack life in. The wide tailgate opening and low cargo floor make loading and unloading cargo fuss-free for everybody.

^{*}With rear seatback in upright position. Includes 13 litre underfloor compartment space (with tyre repair kit).



YOUR HOME AWAY FROM HOME



Relax back into the ASX Exceed's leather appointed seats[^] and enjoy the perfect blend of luxurious comfort, spaciousness, style and intelligent design.

- + Let in the sun or the city lights with the Exceed's spectacular panoramic glass roof with electric retractable sunshade and LED mood lighting.
- + Find your perfect driving position with a leather wrapped adjustable steering wheel with built in phone, audio and cruise control switches.

- + The large 8" touchscreen displays the rear view camera, the voice-activated Bluetooth™ phone system, and the impressive stereo with 9-speaker Rockford Fosgate Premium Sound System.
- + Integrated satellite navigation will ensure you are kept up-to-date with changing traffic conditions providing the easiest and quickest route to your next destination[#].

[^]Leather appointed seats are a combination of genuine and artificial leather, but are not wholly leather. [#]Requires smartphone app and data connection.

STAY CONNECTED



Don't get angry at the traffic, stay cool and connected inside the comfortable, tech surrounds of your ASX.

+ Smartphone link Display Audio (SDA)¹, a true extension of your smartphone via Android AutoTM or Apple CarPlay². Connected to an impressive 8" touchscreen, you can access your phone's compatible apps and get directions, make calls, send and receive messages and listen to music from any source including DAB+ radio.

With a smartphone storage tray and USB connectors in the centre console, everything is taken care of. ASX Exceed goes that one step further with integrated Satellite Navigation and a 9-speaker Rockford Fosgate Premium Sound System.

+ Key-free convenience with Smart Key[®] that unlocks the doors and tailgate. Perfect for when the key is still in your pocket or purse, or your hands are full of shopping.

+ Exceed, GSR, LS and MR models also let you power up your ignition with the touch of a button thanks to One Touch Start[®].

+ Find your perfect driving position with a soft touch leather, adjustable steering wheel with built in phone, audio and cruise control switches.

+ Climate control air conditioning is at your fingertips with rear heater ducts under the drivers seat providing comfort to back seat passengers.

ALL WORK AND ALL PLAY



Conquer the city and discover the country with ASX's power and performance. Those city manoeuvres become freeway cruises with your choice of manual* or CVT 2WD models powered by a 2.0L or 2.4L MIVEC petrol engine.

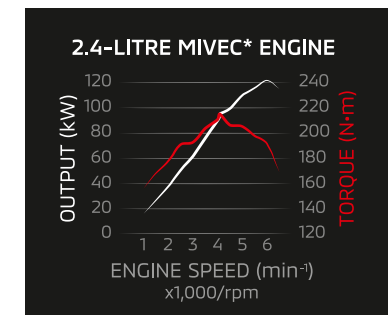
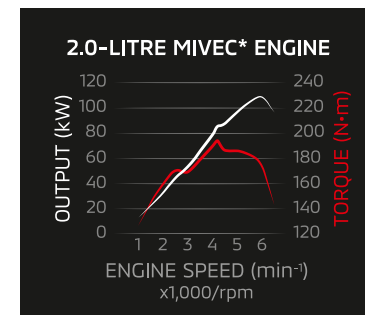
The urban-friendly 2.0 litre 4 cylinder MIVEC engine in ES, ES ADAS, MR and LS models is perfect for responsive city driving, boasting fuel economy combined with 110kW of power and 197Nm of torque. And, for those looking for a little more punch, the impressive 2.4L MIVEC petrol engine available in GSR and Exceed gives you all the power you need for all your trips with 123kW of power and 222Nm of torque.

Effortless and stable

ASX automatic models are equipped with Continuously Variable Transmission (CVT). It means the gear ratios are infinitely variable, and effortlessly attuned to operating at optimum RPM for greater power and economy, whatever your speed.

Smooth operator

Bumps and potholes suddenly seem less jolty thanks to the MacPherson strut front and multi-link rear suspension. In your ASX, shock absorbers and stabilisers are precision-tuned for a sporty responsive handling and sporty, comfortable performance.



*ES model only. #Excludes ES and ES ADAS models only. ^Smartphone link Display Audio (SDA) supports Android™ 5.0 or higher/iOS 8.0 or higher for use with Android Auto™/Apple CarPlay. Smartphone link Display Audio will not operate in areas with no service signal and may not operate in supported areas where the signal is weak. Users are responsible for all charges incurred using smartphones and iPhones to connect to Android™ and CarPlay respectively. Some functions may not be available for use depending on the user's location. Only compatible Apps can be used. 1.Android™ and Android Auto™ are trademarks of Google Inc. 2.Apple CarPlay and iPhone, are trademarks of Apple Inc., registered in the US and other countries.

GUIDE. PROTECT. CONNECT.

MiTEC

Mitsubishi Motors Intuitive Technology or MiTEC, is an integrated system* of brilliant innovations in action, working in unison to guide and protect, alert and connect, even entertain. It thinks like you, reacts like you, before you even know it. MiTEC delivers unsurpassed safety and next generation features to the modern-day driver.

These significant safety features coupled with Mitsubishi's Reinforced Impact Safety Evolution (RISE) body have earned ASX the maximum ANCAP safety rating of 5 stars so you can rest assured you're driving one of the safest cars on the road.



Blind Spot Warning*¹ and Lane Change Assist*¹
Mitsubishi's Blind Spot Warning and Lane Change Assist helps you change lanes with confidence. The Lane Change Assist system sounds an audible alert and displays a blinking warning in the door mirror when the system detects a high collision probability with a vehicle coming from behind moving to the same direction within 3.5m from your vehicle's side or 70m from its rear bumper.





Rear Cross Traffic Alert^{#2}

Mitsubishi's Rear Cross Traffic Alert system helps detect a moving vehicle when reversing. It alerts you via a buzzer sound, and an indicator light appearing in the multi-function display and blinking light in the side door mirror.



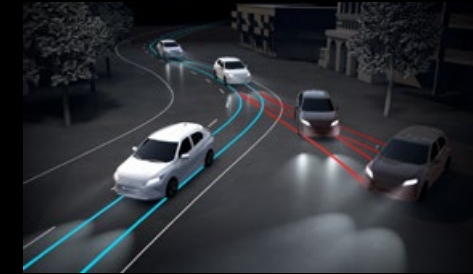
Lane Departure Warning[#]

Mitsubishi's Lane Departure Warning uses a camera to issue an audible alert and shows a warning on the multi-function display if your vehicle drifts from its lane while the turn signals are not operating.



Forward Collision Mitigation³

Mitsubishi's Forward Collision Mitigation system detects obstructions ahead and issues a visual and audio alert when there is a danger of collision, automatically applying the brakes to avoid collision or reduce impact.



Active Stability Control

Mitsubishi's Active Stability Control intuitively recognises when you over-steer or under-steer and applies brake force to appropriate wheels to keep you stable through corners.



Active Traction Control

Mitsubishi's Active Traction Control helps maintain traction on most slippery or rugged surfaces. Active Traction Control automatically controls the engine output – so driving wheels are prevented from spinning. Sensing loss of traction in independent wheels it then applies braking force to that particular wheel and sends extra power and torque to other wheels with traction, to keep the vehicle moving and in control.



Hill Start Assist

Steep city streets or congested shopping mall ramps are no longer a problem with Mitsubishi's Hill Start Assist technology. It prevents the car from rolling backwards by maintaining braking force to give you time to move your foot from brake to accelerator.



Rear View Camera and Parking Sensors^{*}

Mitsubishi's Rear View Camera and Parking Sensors assist when parking in tight spots. Sensors detect and warn you if you're getting too close to objects behind you when reversing into a parking space.



Electronic Brakeforce Distribution

Mitsubishi's Electronic Brakeforce Distribution works hand-in-hand with your car's Anti-lock Braking Systems computer to assess load and distribute braking force between the front and rear wheels. When you have a load in the rear, it helps you stop in a shorter distance than standard brakes.



Anti-lock Braking System

Mitsubishi's Anti-lock Braking System allows the driver to maintain steering control of the vehicle and manoeuvre around obstructions in heavy braking situations.




Auto Dusk Sensing Headlights[#]

Mitsubishi's Dusk Sensing Headlights automatically illuminate in fading light or when travelling through a tunnel, allowing you to keep your hands on the wheel and your focus on the road ahead.



Auto Rain Sensing Wipers[#]

Mitsubishi's Rain sensing Wipers activate automatically when moisture is detected on the windscreen, allowing you to keep your hands on the wheel and your focus on the road ahead.



Auto High Beam[#]

Mitsubishi's Auto High Beam detects both the headlights of oncoming vehicles and the tail lights of vehicles ahead, automatically switching between high or low beams.

[#]Please drive safely and never rely solely on these systems while driving. Drivers are fully responsible for their own safe driving. [#]ES ADAS, LS, GSR and Exceed models only. ¹The detection and control capabilities of BSW and LCA are supplementary only and do not warn you of vehicles in blind spot in every situation. BSW and LCA may not activate in some situations. ^{*}Excludes ES models. ²Do not rely solely on this system, which may not detect all moving vehicles in certain conditions. ³The detection and control capabilities of FCM are supplementary only and do not prevent collisions in every situation. Please read the operation manual carefully and be aware of these limitations.

KEY SPECIFICATIONS

KEY	■	Standard
	–	Not available

	ES 2WD PETROL MANUAL	ES 2WD PETROL AUTO	MR 2WD PETROL AUTO	ES ADAS 2WD PETROL AUTO	LS 2WD PETROL AUTO	GSR 2WD PETROL AUTO	EXCEED 2WD PETROL AUTO
	Type	2.0L 4B11 (MIVEC) MPI Petrol					2.4L 4B12 (MIVEC) MPI Petrol
Size (L)	2.0					2.4	
Compression ratio	10.0:1					10.5:1	
Displacement (cc)	1998					2360	
Bore x Stroke (mm)	86.0 x 86.0					88.0 x 97.0	
Maximum Power (kW@rpm)	110 @ 6000					123 @ 6000	
Maximum Torque (NM@rpm)	197 @ 4200					222 @ 4100	
Fuel Type	Unleaded (minimum 91 RON recommended)						
Fuel consumption (ADR 81/02 per 100km)*	7.7	7.6				7.9	
CO2 Emissions - g/km	179	176				186	
Fuel tank capacity (L)	63						
Type	Manual	CVT Automatic					
Number of speeds	5	1					
Paddle shift	–	–	–	–	–	■	–
Preset ratios	2.631-0.378						
Gear ratio 1st	3.833	–					
2nd	1.913	–					
3rd	1.333	–					
4th	1.028	–					
5th	0.820	–					
Final drive ratio	4.235	6.026					
Reverse	3.583	–					
Front brakes	Ventilated Disc						
Rear brakes	Disc						
Front suspension	Macpherson strut, coil spring & stabiliser bar						
Rear suspension	Multi-link with stabiliser bar						
Wheel type	Alloy	Alloy (black finish)	Alloy	Alloy (black finish)	Alloy (two tone)		
Wheel size (inches)	18 x 70J						
Tyre size	225/55R18 98H						
Spare wheel type	Space saver						

MECHANICAL

SAFETY, SECURITY AND DRIVER ASSISTANCE

	ES 2WD PETROL MANUAL	ES 2WD PETROL AUTO	MR 2WD PETROL AUTO	ES ADAS 2WD PETROL AUTO	LS 2WD PETROL AUTO	GSR 2WD PETROL AUTO	EXCEED 2WD PETROL AUTO
Forward Collision Mitigation system (FCM)	■	■	■	■	■	■	■
Lane Departure Warning (LDW)	–	–	–	■	■	■	■
Blind Spot Warning (BSW)	–	–	–	■	■	■	■
Lane Change Assist (LCA)	–	–	–	■	■	■	■
Rear Cross Traffic Alert (RCTA)	–	–	–	■	■	■	■
Automatic High Beam (AHB)	–	–	–	■	■	■	■
Emergency Stop Signal function (ESS)	■	■	■	■	■	■	■
Emergency Brake Assist system (EBA)	■	■	■	■	■	■	■
Hill Start Assist (HSA)	■	■	■	■	■	■	■
Active Stability Control (ASC)	■	■	■	■	■	■	■
Active Traction Control (ATC)	■	■	■	■	■	■	■
Anti-lock Braking System (ABS)	■	■	■	■	■	■	■
Electronic Brakeforce Distribution (EBD)	■	■	■	■	■	■	■
Brake Override System (BOS)	■	■	■	■	■	■	■
Driver & front passenger SRS airbags	■	■	■	■	■	■	■
Driver & front passenger side SRS airbags	■	■	■	■	■	■	■
Curtain SRS airbags	■	■	■	■	■	■	■
Driver knee airbag	■	■	■	■	■	■	■
Front seat belt pretensioners	■	■	■	■	■	■	■
Auto Locking Retractor (ALR) seatbelts on outboard 2nd row seats	■	■	■	■	■	■	■
ISO-Fix child seat anchorage				2			
Child restraint top tether				3			
Child proof rear door locks	■	■	■	■	■	■	■
Power window lock driver control - passenger windows	■	■	■	■	■	■	■
Cruise control	■	■	■	■	■	■	■
Electrochromatic rear view mirror	■	■	■	■	■	■	■
Speed limit display	–	–	–	–	–	–	■
Automatic dusk sensing headlights	–	–	–	■	■	■	■
Speed sensitive intermittent windscreen wipers	■	■	■	–	–	–	–
Automatic rain sensing wipers	–	–	–	■	■	■	■
Intermittent rear wiper and washer	■	■	■	■	■	■	■
Rear view camera	■	■	■	■	■	■	■
Rear parking sensors	–	–	■	■	■	■	■
Auto door lock	■	■	■	■	■	■	■
Theft protection alarm	■	■	■	■	■	■	■
Encrypted engine immobiliser	■	■	■	■	■	■	■

*Australian Standard ADR 81/02. Figures to be used for comparison across vehicles. Driving conditions will affect actual results.

	ES 2WD PETROL MANUAL	ES 2WD PETROL AUTO	MR 2WD PETROL AUTO	ES ADAS 2WD PETROL AUTO	LS 2WD PETROL AUTO	GSR 2WD PETROL AUTO	EXCEED 2WD PETROL AUTO	
AUDIO AND MULTIMEDIA	Smartphone link Display Audio (SDA) with touch screen	■	■	■	■	■	■	
	Screen size (inches)	8						
	Android Auto	■	■	■	■	■	■	
	Apple CarPlay	■	■	■	■	■	■	
	Satellite navigation	-	-	-	-	-	■	
	Premium audio	-	-	-	-	-	■	
	Speakers	4				6	9	
	Subwoofer	-	-	-	-	-	■	
	Bluetooth connectivity with voice control & audio streaming	■	■	■	■	■	■	
	Digital Audio Broadcast (DAB) radio	■	■	■	■	■	■	
	AM/FM radio	■	■	■	■	■	■	
	USB input	2						
EXTERIOR	Door handle finish	Body Colour						
	Privacy glass	-	-	■	-	■	■	
	Roof rails	-	-	-	-	■	■	
	Roof finish	Body Colour						
	Rear spoiler	Body Colour				Black	Body Colour	
	Wheel arch moulding	Material Black						
	Headlights low beam	LED						
	Headlights high beam	LED						
	Headlight levelling function	Manual					Automatic	
	Daytime Running Lights (DRL)	LED						
	Fog lights (front)	-	-	LED				
	Brake lights	LED						
	Door mirror - Electric adjustment	■	■	■	■	■	■	
	Door mirror - Electric fold control	■	■	■	■	■	■	
	Door mirror - Integrated turn indicator	-	-	-	■	■	■	
	Door mirror - Finish	Body Colour		Black	Body Colour		Black	Body Colour
	INTERIOR	Leather bound steering wheel	■	■	■	■	■	■
		Leather bound gearshift	■	■	■	■	■	■
		Leather bound park brake	-	-	■	-	-	■
		Accent stitching	-	-	■	-	-	■
Carpet floor covering		■	■	■	■	■	■	
Leather appointed seats		-	-	-	-	-	■	
Microsuede seat trim with synthetic leather bolster		-	-	-	-	-	■	
Fabric seat trim		■	■	■	■	■	-	
Heated front seats		-	-	-	-	-	■	
Driver's seat power adjustment		-	-	-	-	-	■	
Driver's seat manual adjustment		■	■	■	■	■	-	
Front passenger's seat manual adjustment		■	■	■	■	■	■	
2nd row centre armrest with cupholders		■	■	■	■	■	■	
2nd row split folding function		60 : 40						
Centre console with storage box and lid		■	■	■	■	■	■	
Cup holders		4						
Bottle holders		2						
Door pockets - front		■	■	■	■	■	■	
Seat back pocket - passenger	■	■	■	■	■	■		

	ES 2WD PETROL MANUAL	ES 2WD PETROL AUTO	MR 2WD PETROL AUTO	ES ADAS 2WD PETROL AUTO	LS 2WD PETROL AUTO	GSR 2WD PETROL AUTO	EXCEED 2WD PETROL AUTO	
COMFORT & CONVENIENCE	Smart key	-	-	■	-	■	■	
	One touch start system	-	-	■	-	■	■	
	Keyless entry with central door locking	■	■	■	■	■	■	
	Multifunction steering wheel controls	■	■	■	■	■	■	
	Tilt & telescopic steering column	■	■	■	■	■	■	
	Auto up/down driver control - driver side window	■	■	■	■	■	■	
	Side and rear window demisters	■	■	■	■	■	■	
	Panoramic roof	-	-	-	-	-	■	
	Cargo cover	Rigid						
	Accessory socket (12V)	2						
	Climate control (No of zones)	1						
	Dust and pollen filter	■	■	■	■	■	■	
DIMENSIONS AND WEIGHTS	Overall length (mm)	4365						
	Overall width (mm)	1810						
	Overall height (mm)	1640						
	Wheelbase (mm)	2670						
	Turning circle, kerb to kerb (m)	10.6						
	Approach angle (degrees)	20.1						
	Departure angle (degrees)	31.4						
	Ground clearance (mm) - minimum, unladen	205						
	Front head room (mm)	1000				988		
	Front leg room (mm)	1056						
	Front shoulder room (mm)	1428						
	2nd row head room (mm)	963				934		
	2nd row leg room (mm)	921						
	2nd row shoulder room (mm)	1410						
	Kerb mass (kg)	1350	1380			1390		
	Gross vehicle mass (GVM) - (kg)	1970						
	Gross combination mass (GCM) - (kg)	3270						
	Maximum payload (kg)	620	590			580		
	Maximum front axle load (kg)	1030						
	Maximum rear axle load (kg)	1000						
	Towing capacity - braked (kg)	1300						
	Towing capacity - unbraked (kg)	750						
	Towing capacity - maximum towball load (kg)	130						
	Maximum roof load (kg)	80						
Capacity (L) - VDA (max. capacity to roof - 2nd row seats folded)	1193				1143			
Cargo room length (mm) - all seats up	735							
Cargo room length (mm) - with 2nd row seats folded	1475							
Cargo room width (mm)	1355							
Cargo room height (mm)	750							
Width between wheel arches (mm)	1000							

MODEL FEATURES



ES 2WD

FEATURES:

- 2.0L MIVEC Petrol Engine
- 18" Alloy Wheel - Mono-tone
- 7.7L/100km Fuel Efficiency*
- 5 Speed Manual Transmission
- Optional CVT Auto
- Turning Circle - 10.6m (Kerb to Kerb)
- LED Headlights
- LED Daytime Running Lights (DRL)
- Rear Spoiler
- Climate Control Air Conditioning
- Cruise Control
- Door Mirrors with Power Fold Control
- Fabric Seat Trim
- Seating Capacity - 5
- 60:40 Rear Seat Split Folding Function
- Smartphone link Display Audio with 8" Touch Screen
- Android Auto™
- Apple CarPlay
- Bluetooth® Phone Connectivity and Audio Streaming with Voice Control
- USB Media Control (MP3/WMA/AAC/FLAC/Vorbis/WAV)
- 2 x USB Input
- 4 Speakers
- 7 Airbags - 5 Star ANCAP Safety Rating
- Rear View Camera
- Electrochromatic Rear View Mirror

MITEC Mitsubishi Motors Intuitive Technology

- Forward Collision Mitigation
- Active Stability Control
- Active Traction Control
- Hill Start Assist

ES 2WD ADAS

INCLUDES ALL ES 2WD FEATURES PLUS:

- CVT Auto
- Door Mirrors with Integrated Turn Indicator
- Fog Lights
- Rear Parking Sensors

MITEC Mitsubishi Motors Intuitive Technology

- Lane Departure Warning
- Auto High Beam
- Blind Spot Warning
- Rear Cross Traffic Alert
- Automatic Rain Sensing Wipers
- Automatic Dusk Sensing Headlights
- Lane Change Assist

LS 2WD

INCLUDES ALL ES 2WD ADAS FEATURES PLUS:

- Privacy Glass
- Smart Key
- One Touch Start System
- Roof Rails - Black
- Chrome Inside Door Handles

GSR 2WD

INCLUDES ALL LS 2WD FEATURES PLUS:

- 2.4L MIVEC Petrol Engine
- 18" Alloy Wheels - Black Finish
- Black Exterior Door Mirrors
- Black Radiator Grille
- Aluminium Brake and Accelerator Pedals
- Red Stitching on Leather Wrapped Steering Wheel, Gearshift, Park Brake and Knee Pad
- Microsuede/Synthetic Leather Seat Trim with Red Stitching
- 6 Speakers (including 2 Tweeters)
- Paddle Shifters
- Black Interior Headlining
- Black Rear Spoiler



EXCEED 2WD

INCLUDES ALL LS 2WD FEATURES PLUS:

- 2.4L MIVEC Petrol Engine
- 18" Alloy Wheels (two-tone)
- Panoramic Roof with Electric Retractable Sunshade and LED Mood Lighting
- Rockford Fosgate Premium Sound System with 9 Speakers (including 2 Tweeters)
- Integrated Satellite Navigation
- Power Driver Seat
- Heated Front Seats
- Leather Appointed Seats*
- Automatic Headlight Levelling Function

MR

FEATURES:

- 18" Alloy Wheels - Black Finish
- Black Exterior Door Mirrors
- Black Radiator Grille
- Privacy Glass
- Aluminium Brake and Accelerator Pedals
- Smart Key
- One Touch Start System
- Red Stitching on Leather Wrapped Steering Wheel, Gear Shift, Park Brake and Knee Pad
- Rear Parking Sensors
- Rear View Camera
- Fog Lights

MR Model shown.

Available 18 December 2019.



IMAGINE THE POSSIBILITIES

We may have city-sized the SUV, but our range of ASX accessories are bigger than ever. Ask your Mitsubishi dealer to show you what we've got to help you customise your ASX to your exact requirements. Mitsubishi Genuine Accessories go through an extensive program of design, development and stringent testing to ensure they meet all applicable government standards as well as Mitsubishi's own rigorous engineering specifications and performance targets. By using Mitsubishi Genuine Accessories, you get the best quality accessories that are both as durable and reliable as your sleek new ASX.

If it's not genuine, don't risk it.



Sports Spoiler

Roof Rail Cross Bars

Rear Mud Guard

Tailgate Protector - Chrome

Bumper Plate Protector



Headlight Protector

Bonnet Protector (Tinted)

Nudge Bar

Weathershields

Mirror Cover Set - Chrome



Front Skid Plate



Rear Skid Plate



Sports Spoiler



Nudge Bar



Roof Rails Cross Bar



Tow Bar Kit



Weathershield



Bonnet Protector



Headlight Protector



Mirror Cover Set - Chrome



Alloy Fuel Lid



Tailgate Protector - Chrome



Bumper Plate Protector



Chrome Door Handles



Chrome Door Handles - Keyless



Neoprene Seat Covers - Front



Neoprene Seat Covers - Rear



Boot Flap Scuff Guard



One Touch Sun Shade



Rubber Mats



Carpet Mats



Cargo Liner - Full Size



Cargo Mat



Cargo Area Protector

MITSUBISHI DIAMOND ADVANTAGE GENUINE ACCESSORIES

**NOT GENUINE?
DON'T RISK IT.**

Mitsubishi Genuine Accessories have been designed to maintain the integrity of your vehicle and work with all driving systems. Please ensure if fitting non-genuine accessories that they do not interfere with any of the vehicle safety sensors as this may lead to system malfunction and /or false activation. Some accessories are not offered by Mitsubishi on certain models as they interfere with vehicle safety sensors. GENUINE ACCESSORY WARRANTY Mitsubishi Motors Australia Limited warrants that Genuine Accessories will be free from defects in material under conditions of normal use and service within Australia. When Genuine Accessories are fitted prior to the owner taking delivery of the vehicle, Genuine Accessories are covered by a 36 months or 100,000km Warranty. When Genuine Accessories are fitted after the owner has taken delivery of the new vehicle, Genuine Accessories are warranted for whichever is the greater of the following • The balance of 36 months or 100,000km (whichever occurs first) from date of vehicle delivery; or • 12 months or 20,000km (whichever occurs first) from date of fitment. Pictures shown for illustration purpose and may not be product specific. Please check with you Mitsubishi dealer for specific model application.

COLOUR



White (S)



Starlight (P)



Sterling Silver (M)



Titanium (M)



Black (P)



Lightning Blue (P)



Red Diamond (X)



Sunshine Orange# (M)

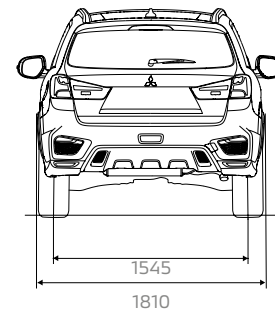
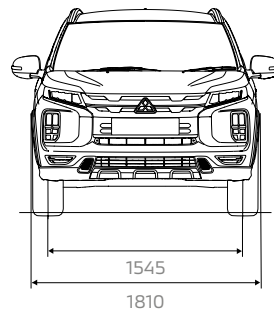
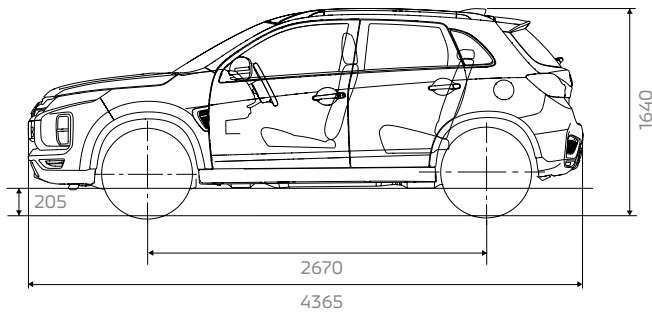
(M) Metallic

(P) Pearlescent

(X) Prestige

*Available on Exceed, GSR and MR only.

EXTERIOR DIMENSIONS (MM)



UPHOLSTERY




ES/LS
Black Cloth Fabric



MR
Black Cloth Fabric
with Red Stitching



GSR
Microsuede with
leatherette bolsters



Exceed
Black high grade
leather appointed#

MITSUBISHI DIAMOND ADVANTAGE

All Mitsubishi Motors vehicles come with the Mitsubishi Diamond Advantage[^] – Warranty, Capped Priced Servicing and Roadside Assistance so that no matter where the road takes you, we will be there with you. Ask your Dealer or visit mitsubishi-motors.com.au to find out more.

#Leather appointed seats are a combination of genuine and artificial leather, but are not wholly leather. [^]Conditions apply. Excludes Government, Rental and National Fleet customers. See mitsubishi-motors.com.au for further information. Always consult your authorised Mitsubishi Dealer for the latest details on specifications, options, prices, availability and conditions on New Vehicle Warranty. All product illustrations and specifications referred to herein are believed to be correct at the time of publication approval. Subject to any applicable Federal, State or Territory Laws or ordinance, which may apply from time to time, Mitsubishi Motors Australia Limited reserves the right, without notice, or obligation, to discontinue or make changes to designs, specifications, colours and materials of the options and products referred to herein at any time without incurring any liability to any purchaser thereof. Mitsubishi Motors Australia Limited. ABN 53 007 870 395 ASX1019 MMA1342