



COLT
COLT



MITSUBISHI
MOTORS
love that car



STREET PRESENCE

COLT'S REVOLUTIONARY RANGE

Colt is more than just a legendary name. It's a fresh attitude to motoring, which considers drivers' differing needs, and offers exciting, satisfying solutions to your quest for the right car.

Today, more than ever, Colt has something outstanding for everyone. A breadth of choice that's made possible by innovative design and breakthrough styling in our studios, as well as valuable experience and feedback gained during competition in the World Rally Championship.

Because of this revolutionary, no-compromise approach, we now offer not just one, but three variations on the Colt theme: the affordable, yet fashionable Colt hatch; the stylish and fun Colt Cabriolet; and the sporty Colt Ralliart.



COLT

Look bold and feel great in the dynamic Colt hatch. Its distinctive and contemporary European styling gives you the confidence to go anywhere.

With everything you look for on the outside and all the comforts you need on the inside, Colt is packed full of features, all for your added reassurance and driving pleasure.



COLT CABRIOLET

Designed and built in Italy by the famous design house, Pininfarina, Colt Cabriolet is definitely the car in which to be seen. Its European chic sets the standard for Australian motor vehicle styling.

Powered by a naturally-aspirated 1.5L DOHC MIVEC engine, or the more powerful turbo DOHC MIVEC version, the Cabriolet ushers in a whole sense of style.



COLT RALLIART TURBO

Developed by enthusiasts for enthusiasts, this exciting Colt is a revolution in dynamic performance and precision handling; all of which has been derived from the rallying heritage of the Lancer Evolution.

Its responsive power is delivered through a 1.5L turbo-charged and intercooled MIVEC engine, driving every one of the five GETRAG manual gears flawlessly, while the brakes, wheels and tyres have all been extensively developed to handle whatever you throw at it.

DYNAMIC COLT

When it comes to a small car with big features, Mitsubishi's latest Colt is streets ahead. For a start, many features which are expensive options with other makes and models come standard in the Colt.

We don't believe that you should have to fork out extra for air-conditioning, tinted side and rear windows, speed-sensing variable wipers, ABS or body-coloured bumpers. In this day and age, they're what you should and can expect.

The same goes for the engine: there's no need to settle for a basic unit when you can go straight to an all-alloy, MIVEC powerplant, designed to deliver maximum power with

optimum fuel efficiency; especially since Mitsubishi have mated this brilliant engine with the latest driving technology - offering you the choice of a CVT (Continuously Variable Transmission) automatic, or a sporty European-designed 5-speed manual gearbox.

In fact, Colt is now recognised as setting new standards in small car performance, styling and equipment levels.

The value packed Colt ES and VRX models give you the option of either manual or automatic.

The latest Colts also benefit from Mitsubishi Motors' advanced passive safety system. Our Reinforced Impact Safety Evolution (or RISE, for short), means that you and your passengers are protected by world-leading, energy-absorbing chassis design and technology.

ADVANCED TECHNOLOGY

SUPERIOR ENGINE PERFORMANCE

At Mitsubishi, we engineer every car to perform. That's why we've developed an innovative, all-alloy engine for the Colt. One which not only delivers on lightness and compactness, but also meets demands for high power, low fuel consumption and low exhaust emissions.

MIVEC

Our MIVEC (Mitsubishi Innovative Valve timing Electronic Control) technology uses an ingenious, lightweight timing mechanism to match engine performance to driving conditions.

Much as an athlete varies his pace and breathing, the MIVEC engine alters its intake of fuel and expulsion of exhaust gases to suit the car's requirements. As a result, your Colt achieves exceptional fuel economy as well as superb acceleration and improved handling.

Another benefit of the MIVEC engine is its higher torque (or pulling power) at low speeds; along with sustained power up into the higher revs. In other words, because the MIVEC engine reads your car's speed and adjusts its output accordingly, you'll always find the power you need to achieve tasks such as overtaking or managing steep hills.

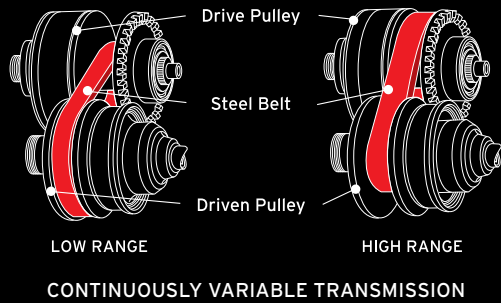


ADVANCED TECHNOLOGY TRANSMISSIONS

SUPERIOR TRANSMISSION

A first for Mitsubishi in Australia, the Colt has Continuously Variable Transmission (CVT) electronically integrated with the MIVEC engine to ensure the vehicle is operated in the best gear ratio. INVECS III provides optimum torque control for uphill driving and optimum engine brake control for downhill driving.

The CVT offers infinitely variable ratios that allow the engine to always operate at optimum rpm, irrespective of the vehicle's speed. It is also free of the jolts that conventional automatic transmissions experience when changing gears.



5-SPEED MANUAL TRANSMISSION

The European designed 5-speed manual transmission produces a crisp and sporty feel, by being perfectly matched to the MIVEC engine. The gear ratios have been designed to maximise the engine's power and torque so you can enjoy smooth and economical driving.



FRONT SUSPENSION

REAR SUSPENSION

ULTIMATE RIDE AND COMFORT

To ensure a more comfortable ride, a MacPherson Strut design suspends the front wheels of the Colt. The rear wheels are suspended by a torsion beam arrangement that optimises interior space efficiency.

Particular attention has been paid to the tuning of springs, shock absorbers and rubber bushings. This has resulted in suspension rigidity and maximum tyre grip for improved ride comfort, optimum handling, stability and high-speed cornering control.

E-COLT ENVIRONMENT

Rest assured that the Colt you drive is working hard to conserve our precious environment. Globally Mitsubishi Motors recognise that the protection of the environment is a top priority so continue to build increasingly eco-friendly cars. Our focus is on reducing carbon dioxide (CO₂) emissions from vehicles by raising powertrain efficiencies, improving petrol engines and reducing the weight of our vehicles.

In fact, the latest all-alloy engine in Colt is 36mm smaller in length, approximately 30kg lighter, and has approximately 20% fewer parts. More of its components than ever are recyclable, adding to the many reasons why Colt has been given a competitive star rating from the Australian Government Green Guide.

We will continue to protect the environment by forecasting and assessing the environmental impact of our products at all stages in their life cycle.

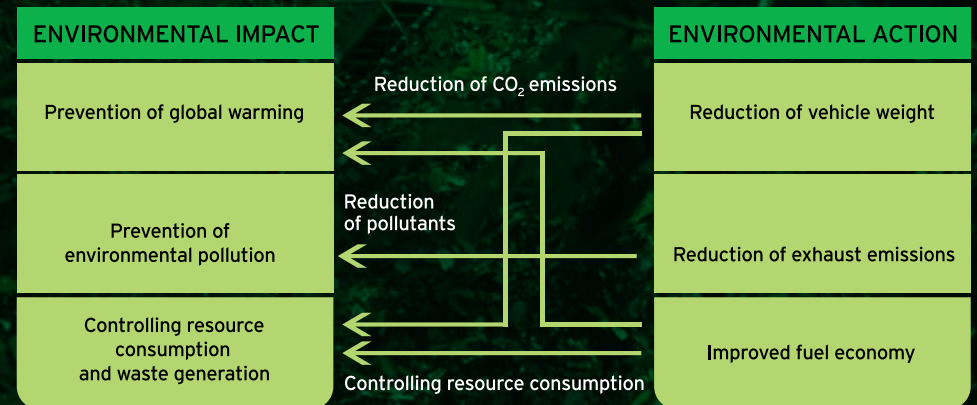


Most importantly we look at:

1. Preventing global warming by reducing emissions of greenhouse gases
2. Preventing pollution by restricting emissions of substances harmful to the environment
3. Reducing waste and maximising the efficient use of resources by promoting conservation of resources and recycling.

Measures for reducing environmental impact include:

- Reducing the numbers of harmful chemical substances in our cars
- Using more efficient and environmentally friendly components
- Using recyclable materials
- Improving fuel efficiency and reducing emissions through MIVEC engines and CVT
- Using lightweight components to improve fuel efficiency
- Managing the production process to reduce waste, reduce air pollution, reduce noise and vibrations.



DRIVER CONFIDENCE

TECHNOLOGY DESIGNED TO SAVE LIVES

You and your passengers will enjoy every journey taken in the Colt, and you will have the peace of mind knowing that Colt is built with the safety of its occupants as a top priority.

The Colt is tough, and has all the latest safety features. You always feel in control, making it one of Australia's safest compact cars.

RISE BODY TECHNOLOGY

Mitsubishi's RISE (Reinforced Impact Safety Evolution) system combines a unique straight frame rail with an octagonal cross-section structure and strategically located pillar reinforcements to protect you and your passengers.

In the event of a collision, crushable zones teamed with a straight frame chassis and octagonal section frames are designed to absorb and dissipate energy away from the passenger compartment. Adding to this, curved floor panels are included to reduce vibration and further add to body strength keeping you and your passengers cocooned and protected in the event of an accident.

CRUSHABLE ZONES

In the event of a collision, crushable zones will absorb and dissipate energy away from the passenger compartment.


STRAIGHT FRAME CHASSIS

Advanced energy absorption is designed to dissipate collision energy.

FOAM FILLED FOR IMPROVED RIGIDITY AND REDUCED NOISE.

CURVED FLOOR PANELS

Designed to reduce vibration and increase body rigidity.



ANTI-LOCK BRAKING SYSTEM (ABS)

The reason this breakthrough technology is so important is that up until it was invented, any time you put the brakes on in a hurry they were likely to "lock up" and make your car uncontrollable. With the Colt's ABS you can retain complete control, while braking to avoid a tricky situation.

ELECTRONIC BRAKEFORCE DISTRIBUTION (EBD)

As the name suggests, it works hand-in-hand with your Colt's ABS computer to assess load and distribute braking force between the front and rear wheels. As such, it enables you to stop in a shorter distance than with standard brakes.

STOPPING DISTANCE WITHOUT EBD OR BRAKE ASSIST

BRAKE ASSIST

Your Colt also includes a third aid to stopping effectively. Brake Assist is a device which recognises emergency stopping situations within milliseconds, releasing pressurised brake fluid as soon as you depress the pedal, enabling greater, more accurate stopping power.



REINFORCED SAFETY

Your safety is important. That's why Colt is designed with both driver and passenger safety front of mind.

ANTI-INTRUSION BRAKE PEDAL

In the event of a front-on collision the brake pedal automatically moves away from the driver to reduce possible leg injuries.

AIRBAGS AND SEATBELT PRE-TENSIONERS

Driver and passenger SRS airbags and seatbelt pre-tensioners with force limiters give more effective crash protection. On impact the pre-tensioner instantly tightens the seatbelt to effectively restrain the passenger, while the force limiter allows some forward movement of the occupant to release pressure on the torso.

For added safety, side and curtain airbags are optional.

COLLAPSIBLE STEERING WHEEL

To protect the driver from chest injury the steering column collapses in the event of a collision.

CHILD PROTECTION

Colt features childproof rear door locks, two tether points for attaching child restraints and power window locks.

HIGH MOUNT REAR LAMPS

Clearly visible stop lamps, turn indicators and tail lamps are mounted high on the rear of the Colt to notify trailing vehicles of the driver's intention, reducing the possibility of a collision from the rear.

STRONG DOORS WITH SIDE IMPACT BARS

A highly rigid pressed door structure and reinforcements, together with side door impact bars, significantly improve crash protection within the cabin.



VRX MODEL SHOWN



STATE OF THE ART INTERIOR

The Colt's revolutionary good looks extend from its bold exterior, to its streamlined interior with a beautifully-appointed cabin.

Colt comes with an extensive range of standard features that are usually expensive extras in other makes and models, such as an MP3 compatible audio system, power windows, air conditioning, remote door locking and flexible seating.



CENTRE CONSOLE SYSTEM

A feature that's as attractive as it is practical. A custom-made console which nestles neatly between the front seats, providing storage and security for those myriad items you can't help but take along.

FLEXIBLE SEATING POSITIONS

COLT VRX

Check out the sporty, high-tech features and contemporary styling of the Colt VRX. Here you'll find everything you need to feel totally in command of your drive and at home on the road.

You'll find it hard to go past the sporty VRX, available in both automatic and manual transmissions. The VRX offers distinctive sports styling and dynamic lines, a fresh front mesh grille and European influenced body shape, plus loads more.

Exterior features that enhance the already stylish shape include side airdams, 15" alloy wheels, fog lamps, rear spoiler, a chrome exhaust tip and for added security, privacy glass. The colour-coded mirrors are door mounted to improve forward visibility, and electronically controlled to add to your comfort.



SPORTS SEATS

As any experienced driver will tell you, well-designed, wrap-around seats will enable you to feel not only less fatigued over long distances, but also more confident and in control of your car.



LEATHER-WRAPPED
STEERING WHEEL



ALLOY SPORTS PEDALS



FOG LAMPS



CHROME EXHAUST TIP



15" ALLOY WHEELS







COLT ES

The dynamic styling of the Colt ES will stir your senses and deliver performance, safety and outstanding comfort, all in the one dynamic package.

Colt is easy to drive with exceptional road handling. Its compact body combined with the variable-assist electric power steering is lighter at low speed to make parking easier, and heavier at high speeds to give superior road feel. With innovative design features such as the column mounted gearshift and foot operated parking brake (CVT only), Colt cleverly creates a feeling of open space. In fact, all of the design features are arranged to create a spacious cabin.

When it comes to standard features the Colt ES offers you the entire package. The ES features air conditioning, power windows, electric retractable mirrors, remote keyless entry, single CD/MP3 compatible player and 14" alloy wheels.



POWER WINDOWS



AIR CONDITIONING



STYLISH DASHBOARD

The dashboard features centrally positioned dials with non-reflective glass and clean white backgrounds for fast and easy reading.



ELECTRIC RETRACTABLE MIRRORS

Keep mirrors out of harms way while your vehicle is parked.

AUSTRALIA'S BEST

MITSUBISHI DIAMOND ADVANTAGE

DIAMOND ADVANTAGE

AUSTRALIA'S BEST
NEW CAR WARRANTY AND
CUSTOMER CARE

Mitsubishi's rally credentials are second to none. You don't win the world's most notorious rallies time after time without breakthrough, advanced engine technology and superior technological innovations.

Every Mitsubishi rally driver starts a race knowing they have a support system to back them up through every torturous, testing kilometre. It's a level of commitment every Mitsubishi driver can expect, and it's why we've created a comprehensive, efficient and sophisticated support system.

DIAMOND warranty 5/10 YR ADVANTAGE

Mitsubishi Motors Australia Limited offers a 5 year/130,000km (whichever comes first) New Vehicle Warranty, a 10 year/160,000km (whichever comes first) non-transferable Powertrain Warranty and a 5 year Perforation Corrosion Warranty on all Mitsubishi cars and light commercial vehicles. Service conditions apply. See your dealer for details.

DIAMOND CUSTOMER ASSIST 24/7 ADVANTAGE

We're here to help, 24 hours a day, seven days a week. So just call Mitsubishi Motors Australia Customer Assistance Centre on 1300 13 12 11 if you have any questions, or for the location of your nearest Mitsubishi Dealer.

DIAMOND 200+ DEALER NETWORK ADVANTAGE

With a network of more than 200 dealers, Mitsubishi is never too far away.



DIAMOND 5 YR ROADSIDE ASSIST ADVANTAGE

Peace of mind is guaranteed anywhere in Australia with our free 5 year/130,000km (whichever comes first) Roadside Assist, 24 hours a day, 365 days a year. Our fast, comprehensive roadside service offers assistance, repairs, towing and storage. Our Premium Roadside Assist clients also enjoy the added benefits of accommodation, medical and transport facilities. Service conditions apply.

DIAMOND GENUINE PARTS ADVANTAGE

Your Mitsubishi will be serviced regularly by skilled Mitsubishi-trained technicians. Only genuine Mitsubishi parts are fitted to your car during scheduled servicing - parts that have been fully tested and meet Mitsubishi's stringent quality control. All these parts carry the Mitsubishi Genuine Parts 12 months/20,000km guarantee (whichever comes first).

DIAMOND finance ADVANTAGE

Take the burden out of financing your new Mitsubishi vehicle with our competitive range of finance products, developed by Mitsubishi Motors Australia Limited and St. George Motor Finance Limited.

DIAMOND LEASING ADVANTAGE

Our tailored fleet leasing services offer innovative, highly competitive features such as card purchasing, roadside assistance, specialist maintenance services, accident and claims management, optional insurance and more.

DIAMOND insurance ADVANTAGE

With the sound backing of Swann Insurance and Mitsubishi Motors Australia Limited, Mitsubishi owners can choose between vehicle and personal protection solutions including motor vehicle, gap cover and loan protection insurance as well as a range of tailored warranty policies.

DIAMOND GENUINE SERVICE ADVANTAGE

Mitsubishi offers one of Australia's best service intervals of 15,000km or 6 months. Regular scheduled servicing ensures the long-term reliability and safety of your Mitsubishi and our Scheduled Service Program also helps protect your car's resale value.

COLOURS AND TRIMS

STYLE YOUR COLT

Colt's range of fashionable exterior colours allow you to personalise your Colt.



BLACK (P)



DEEP BLUE (P)



RED (M)



COOL SILVER (M)



MYSTIC BLUE (M)



WHITE

	ES	VRX
COOL SILVER (M)	✓	✓
BLACK (P)	✓	✓
RED (M)	✓	✓
WHITE	✓	✓
DEEP BLUE	✓	✓
MYSTIC BLUE	✓	✓

Metallic (M) and pearlescent (P) paints are optional extra.



ES AND VRX SEAT TRIM

COLT SPECIFICATIONS

ENGINE		
1.5 LITRE DOHC 16-VALVE MPI MIVEC ALLOY ENGINE WITH ELECTRONIC IGNITION		
BORE x STROKE	75.0 x 84.8mm	
CAPACITY	1499cc	
COMPRESSION RATIO	10.0:1	
FUEL SYSTEM	ELECTRONICALLY CONTROLLED MULTI-POINT INJECTION	
PERFORMANCE		
POWER	77kW @ 6000rpm	
TORQUE	141Nm @ 4000rpm	
FUEL TANK CAPACITY		
45 LITRES		
FUEL CONSUMPTION		
ADR 81/01 (LITRES PER 100kms)	5-SPEED MANUAL	CVT AUTO
ES AND VRX	5.9	5.6
These figures are obtained from controlled laboratory tests conducted by Mitsubishi Motors Australia Limited to Australian Standard ADR 81/01 and are provided to assist you in comparing the fuel consumption of Colt with other vehicles. The actual fuel consumption you achieve will depend, however, on many factors, including your driving habits, the prevailing conditions and your vehicle's equipment, condition and use.		
ELECTRICAL SYSTEM		
BATTERY	12V	
ALTERNATOR	85A	
TRANSMISSION		
5-SPEED MANUAL TRANSMISSION	ES, VRX	
INVECS-III CONTINUOUSLY VARIABLE TRANSMISSION (CVT)	ES, VRX	
GEAR RATIOS		
RATIO	5-SPEED MANUAL	CVT AUTO
1ST	3.308	2.319 - 0.445
2ND	1.913	
3RD	1.256	
4TH	0.943	
5TH	0.763	
REVERSE	3.231	2.588
FINAL DRIVE	4.158	5.219
BRAKES		
ANTI-LOCK BRAKING SYSTEM (ABS) WITH ELECTRONIC BRAKEFORCE DISTRIBUTION (EBD)		
9-INCH VARIABLE BRAKE BOOSTER WITH BRAKE ASSIST FUNCTION		
FRONT-VENTILATED DISC		
REAR-DRUM		
SUSPENSION		
FRONT - INDEPENDENT MACPHERSON STRUT WITH COIL SPRINGS, GAS-FILLED HYDRAULIC DOUBLE-ACTING SHOCK ABSORBERS AND STABILISER BAR		
REAR - H-SHAPED TORSION BEAM WITH COIL SPRINGS, HYDRAULIC CYLINDRICAL DOUBLE-ACTING SHOCK ABSORBERS		
STEERING		
ELECTRIC POWER ASSISTED RACK AND PINION		
TURNING CIRCLE (m)		
ES	9.4	
VRX	9.8	

EXTERIOR DIMENSIONS (mm)		
OVERALL LENGTH	3885	
OVERALL WIDTH	1680	
OVERALL HEIGHT	1550	
WHEELBASE	2500	
TRACK - FRONT	1460	
- REAR	1445	
GROUND CLEARANCE	150	
INTERIOR DIMENSIONS (mm)		
HEAD ROOM (FRONT)	920	
HEAD ROOM (REAR)	860	
LEG ROOM (FRONT)	900	
LEG ROOM (REAR)	805	
BOOT CAPACITY (L)		
2ND ROW SEAT IN REARMOST POSITION	225	
2ND ROW SEAT IN FOREMOST POSITION	317	
2ND ROW SEAT IN FOREMOST POSITION AND TUMBLED FORWARD	594	
KERB MASS (kg)		
	ES	VRX
	1050	1074
WHEELS		
14" x 5.5" ALLOY WHEELS, 175/65R 14" TYRES	S	-
15" x 6.0" ALLOY WHEELS, 185/55R 15" TYRES	-	S
SPACE SAVER SPARE WHEEL	S	S
EXTERIOR STYLING		
BODY-COLOURED BUMPERS	S	S
HALOGEN COMPLEX SURFACE REFLECTOR HEADLAMP	S	S
PARABOLA TYPE FRONT FOG LAMPS	-	S
LOWER RADIATOR GRILLE	S	S
BODY-COLOURED ELECTRIC DOOR MIRRORS	S	S
BODY-COLOURED DOOR HANDLES	S	S
BODY-COLOURED SIDE AIRDAM	A	S
BODY-COLOURED REAR SPOILER	S	S
BODY-COLOURED FRONT AIRDAM	A	A
BODY-COLOURED REAR AIRDAM	A	A
HIGH MOUNT STOP LAMP	S	S
CHROME EXHAUST TIP	A	S
BONNET PROTECTOR	A	A
HEADLAMP PROTECTOR	A	A
WEATHERSHIELDS	A	A
INTERIOR STYLING		
ALLOY SPORTS PEDALS	A	S
BLACK INTERIOR TRIM	S	S
LEATHER STEERING WHEEL	-	S
FRONT AND REAR CLOTH DOOR TRIM INSERT	S	S
TRUNK ROOM CARPET TRIM	S	S
CARPET MAT SET - FRONT AND REAR	A	A

AUDIO	ES	VRX
SECURITY CODED AM/FM RADIO/SINGLE CD/MP3 COMPATIBLE	S	-
SECURITY CODED AM/FM RADIO/6-DISC CD/MP3/WMA COMPATIBLE	-	S
NUMBER OF SPEAKERS	4	4
FRONT CENTRE ROOF ANTENNA	S	S
SAFETY		
DRIVER SRS AIRBAG	S	S
FRONT PASSENGER SRS AIRBAG	S	S
SIDE AND CURTAIN AIRBAGS	O	O
ABS WITH EBD	S	S
9-INCH VARIABLE BRAKE BOOSTER WITH BRAKE ASSIST FUNCTION	S	S
DRIVER AND FRONT PASSENGER SEATBELTS		
- 3-POINT ELR	S	S
- FORCE LIMITERS	S	S
- PRE-TENSIONERS	S	S
- ADJUSTABLE SHOULDER ANCHOR	S	S
REAR SEATBELTS		
- 3-POINT ELR/ALR	S	S
- 2-POINT CENTRE LAP BELT	S	S
SEATBELT WARNING LAMP (DRIVER ONLY)	S	S
CHILD PROOF REAR DOOR LOCKS	S	S
CHILD RESTRAINT ANCHOR POINTS x 2	S	S
TINTED LAMINATED WINDSHIELD	S	S
INTRUSION MINIMISING BRAKE PEDAL	S	S
FOOT PARKING BRAKE PEDAL (CVT ONLY)	S	S
HAND OPERATED PARKING BRAKE (MANUAL ONLY)	S	S
REAR REVERSING MIRROR	A	A
REAR PARKING ASSISTANCE SENSORS	A	A
SEATING		
SEAT TRIM - FULL CLOTH	S	S
DRIVER AND FRONT PASSENGER BUCKET SEATS	S	-
DRIVER AND FRONT PASSENGER SPORTS SEATS	-	S
HEIGHT ADJUSTABLE HEAD RESTS	S	S
SLIDE AND RECLINE ADJUST (FRONT SEATS)	S	S
DRIVER'S SEAT HEIGHT ADJUSTMENT	S	S
REAR BENCH SEAT	S	S
- 50/50 SPLIT FOLD SEAT BACK WITH TUMBLE, RECLINING AND SLIDE FUNCTION	S	S
- HEIGHT ADJUSTABLE HEAD RESTS	S	S
SEATING CAPACITY - 5 ADULTS	S	S
COMFORT		
AIR CONDITIONING	S	S
AIR FILTER	S	S
POWER WINDOWS FRONT AND REAR	S	S
ELECTRIC GLASS SUNROOF	-	O
TINTED SIDE AND REAR GLASS	S	S
PRIVACY GLASS	-	S
ASSIST GRIP	1*	3*
DEODORISING HEADLINING	-	S

* Vehicles with side and curtain airbags as an option have 4 assist grips.

CONVENIENCE	ES	VRX
SPEED SENSING VARIABLE INTERMITTENT WIPERS	S	S
INTERMITTENT REAR WIPER AND WASHER	S	S
REAR WINDOW DEMISTER	S	S
ELECTRIC DOOR MIRRORS WITH FOLD CONTROL	S	S
TRIP METER - TWIN DIGITAL	S	S
TACHOMETER	S	S
HIGH CONTRAST INSTRUMENT METER (CVT ONLY)	-	S
DIGITAL CLOCK (IN INSTRUMENT CLUSTER)	S	S
TILT ADJUSTABLE STEERING COLUMN	S	S
ROOM LAMP	S	S
MAP LAMPS	S	S
INTERIOR LIGHT ACTIVATION ON KEY REMOVAL	S	S
HEADLIGHT WARNING BUZZER	S	S
IGNITION KEY CYLINDER ILLUMINATION WITH DELAY TIMER	S	S
DRIVER AND FRONT PASSENGER SUNVISOR WITH VANITY MIRROR, LID AND TICKET HOLDER	S	S
DAY/NIGHT REAR VIEW MIRROR	S	S
DRIVER FOOT REST	S	S
ACCESSORY SOCKET	S	S
CONVENIENCE HOOK ON PASSENGER SEAT BACK	S	-
REMOTE FUEL FILLER DOOR RELEASE	S	S
TAILGATE INSIDE GRIP	S	S
CARGO ROOM BELT LINE HOOK x 2	S	S
JACK AND TOOL SET	S	S
BOOT FLAP SCUFF GUARD	A	A
BOOT GRIP	A	A
REAR CARGO LINER	A	A
REAR CARGO PROTECTOR	A	A
REAR CARGO TONNEAU COVER	A	A
SECURITY		
REMOTE CENTRAL DOOR LOCKING INCLUDING TAILGATE CONTROL AND AUTOMATIC RELOCKING WHEN DOORS NOT OPENED	S	S
ANTI-THEFT ENCRYPTED IMMOBILISATION	S	S
CABIN ILLUMINATION FOR SAFE ENTRY	S	S
FLASHING LAMP IN SECURITY CODED RADIO	S	S
STORAGE		
FRONT DOOR POCKETS	S	S
CUP HOLDERS x 2	S	S
BOTTLE HOLDERS x 2	S	S
CENTRE CONSOLE SYSTEM WITH CUP HOLDERS x 2 (CVT ONLY)	-	S
GLOVE BOX	S	S
STEERING COLUMN UNDER TRAY	S	S
CENTRE CONSOLE SYSTEM - SEVERAL STORAGE BOXES AVAILABLE (CVT ONLY)	A	A

S: STANDARD O: OPTIONAL A: DEALER FITTED ACCESSORY -: NOT AVAILABLE

Always consult your authorised Mitsubishi Dealer for the latest details on specifications, options, prices, availability and conditions on New Vehicle Warranty. All product illustrations and specifications referred to herein are correct at the time of publication approval. Subject to any applicable Federal, State or Territory Laws or ordinances, which may apply from time to time, Mitsubishi Motors Australia Limited reserves the right, without notice, or obligation, to discontinue or make changes to designs, specifications, colours and materials of the options and products referred to herein at any time without incurring any liability to any purchaser thereof. © Mitsubishi Motors Australia Limited. ABN 53 007 870 395. COLT0108

ACCESSORIES

COLT ACCESSORIES



- | | |
|---------------------------------------------------------------------------------|----------------------------------|
| 1 WEATHERSHIELD | 6 REAR AIRDAM |
| 2 FUEL FILLER DOOR GARNISH | 7 CHROME TAILGATE GARNISH |
| 3 REAR ROOF SPOILER | 8 CHROME EXHAUST TIP |
| 4 SIDE AIRDAM | 9 HEADLAMP PROTECTORS |
| 5 GALAXY 'PLATINUM' 14" ALLOY WHEELS (OTHER ALLOY WHEELS ALSO AVAILABLE) | 10 BONNET PROTECTOR |
| | 11 FRONT AIRDAM |

ACCESSORIES

PERSONALISE YOUR COLT

How can you improve on such a beautifully-designed car as the new Mitsubishi Colt? The answer lies with our catalogue of purpose-built accessories. We have scores of items to protect your beautiful new car; gadgets to enhance the driving experience; plus a range of unique extras to say "this Colt is mine".

ACCESSORIES WARRANTY

Mitsubishi Genuine Accessories go through an extensive program of design, development and testing to ensure they meet all applicable Government standards as well as Mitsubishi's own rigorous engineering specifications and performance targets. Using Mitsubishi Genuine Accessories will ensure you get the best quality accessories that are both as durable and reliable as you should expect.

When Genuine Mitsubishi Accessories are fitted to your new Colt at time of delivery, they are covered by the Mitsubishi 3 year/130,000km (whichever comes first) Warranty. When they are fitted after purchase of your new vehicle they are covered for the remainder of the warranty or for 12 months/20,000km (whichever comes first).



REAR CARGO PROTECTOR



REVOLUTION 14" ALLOYS



ALLOY SPORTS PEDALS



REAR CARGO TONNEAU COVER



REAR CARGO LINER (REAR BUMPER PROTECTION FOIL)



SUN BLIND SET



CARPET MAT SET



REAR PARKING ASSISTANCE SENSORS



DOOR STEP GARNISH



MUD FLAPS



EXTERIOR REAR VIEW MIRROR



ROUND STORAGE CONSOLE AND SMALL RECTANGULAR STORAGE CONSOLE (AVAILABLE SEPARATELY*)



LARGE RECTANGULAR STORAGE CONSOLE*



CENTRE CONSOLE WITH LID†



CENTRE CONSOLE CUSHION WITH STORAGE POCKETS*



AUXILIARY INPUT CABLE



BLUETOOTH® PHONE CONNECTIVITY

* Requires centre console floor mounting available separately (with two bonus cupholders). † Not compatible with VRX.



PARTNER
2008-2012



MITSUBISHI
MOTORS
love that car