

COLT



love that car



COLT IS MORE THAN JUST A **LEGENDARY NAME.**

The Mitsubishi Colt really is designed with you in mind. With great manoeuvrability so its easy to park, and with its advanced engine technology it has plenty of power, yet remains highly fuel efficient. Exterior features that enhance the already stylish shape include side airdams, 15" alloy wheels, fog lamps, rear spoiler, a chrome exhaust tip and for added security, privacy glass on the rear windows. The colour-coded mirrors are door mounted to improve forward visibility, and electronically controlled for convenience in tight spaces.

The Colt's revolutionary good looks extend from its bold exterior, to its streamlined interior with a beautifully-appointed cabin. Colt comes with an extensive range of standard features, such as an MP3 compatible audio system with Bluetooth® 2.0 phone connectivity, sports seats, power windows, air conditioning, remote door locking and flexible seating.



Leather-wrapped
Steering Wheel



Audio with MP3 &
Bluetooth® 2.0



Fog Lamps



Chrome Exhaust Tip



15" alloy wheels

MITSUBISHI COLT – KEY FEATURES BY MODEL



Colt

Mechanical

1.5L 4cyl DOHC 16 valve MIVEC engine
5 speed manual transmission
Continually Variable Transmission (CVT) with 6-step Sports Mode (optional)
Electric power steering

Exterior

15" Alloy wheels
Body colour bumpers
Body colour door handles
Body colour mirrors
Rear spoiler with high-mount stop lamp
Body colour side airdam
Fog lamps
Chrome exhaust tip

Interior

Alloy sports pedals
Black interior trim
Leather steering wheel
Front and rear cloth door trim insert
Boot room carpet trim

Comfort

Air conditioning
Power windows – front and rear with auto up and down for driver
Privacy glass
Assist grips (3)

Convenience

Central door locking with keyless entry
Power door mirrors with power fold control
Speed sensitive variable intermittent windscreen wipers – front and rear
Accessory power socket
Room lamp
Front map lamps
Interior lamp with time delay
Ignition key cylinder illumination
Sunvisor with ticket holder and vanity mirror – driver and passenger
High contrast instrument meter (CVT only)
Trip meter
Headlamps on warning
Door ajar warning
Low fuel warning

Storage

Glovebox
Floor console with tray
Door pockets – front
Cup holders
Bottle holders
Cargo room hook

Seating

Cloth seat trim
Sports bucket seats
Driver seat slide, recline and height adjust
Front and rear passenger slide and recline adjust
50/50 split fold rear seats
Rear seat recline and tumble fold up function
Height adjustable front and rear head-restraints

Audio & Media

AM/FM/radio/CD/MP3/WMA player
4 speakers
Audio input jack
USB input
Bluetooth® 2.0 phone connectivity

Safety

Driver & front passenger SRS airbags
Anti-lock Braking System (ABS)
Electronic Brakeforce Distribution (EBD)
Power brake booster with emergency brake assist system
Reinforced Safety Evolution (RISE) body
Side door impact beams
Intrusion minimising brake pedal
Front seatbelt pretensioners and force limiters
Front seatbelt height adjustable shoulder anchorages
Seatbelt warning lamp – driver
Child proof rear door locks
Child restraint anchorage points

Security

Anti-theft encrypted engine immobiliser
Auto relock function for central door locking
Steering lock
Diamond Advantage Roadside Assistance – 5 years

Optional

Side & curtain SRS airbags

COLT SPECIFICATIONS

Engine	
Type	1.5L 4cyl DOHC 16 valve MIVEC
Bore x Stroke	75.0 x 84.8
Capacity	1.5L
Compression Ratio	10.0:1
Maximum Power	77kW @ 6000rpm
Maximum Torque	141Nm @ 4000rpm

Fuel System	
Type	Electronically controlled multi-point injection
Fuel tank capacity (L)	45L
Fuel type	Regular unleaded

Fuel Consumption	Manual	CVT Auto
Fuel consumption (ADR 81/01 litres per 100 km)	5.9L	5.6L

Engine Electrical	
Battery	12V
Alternator	85A

Transmission	Manual	CVT Auto
Gear ratio		
First	3.308	2.319
Second	1.913	1.700
Third	1.256	1.300
Fourth	0.943	0.950
Fifth	0.763	0.650
Sixth		0.445
Reverse	3.231	2.588
Final drive	4.158	5.219
CVT Range		2.319 - 0.445

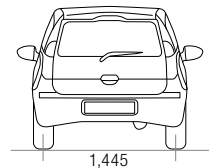
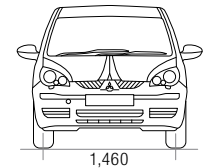
Brakes	
Front	Ventilated disc
Rear	Drum

Steering	
Type	Electric Power Assisted Rack and Pinion
Turning Circle	9.8

Suspension	
Front	Independent McPherson strut with coil springs, gas filled hydraulic double-acting shock absorbers and stabiliser bar
Rear	H-shaped torsion beam with coil springs and hydraulic cylindrical double-acting shock absorbers

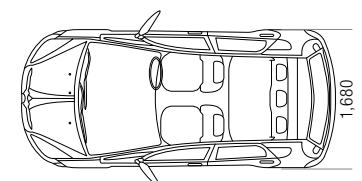
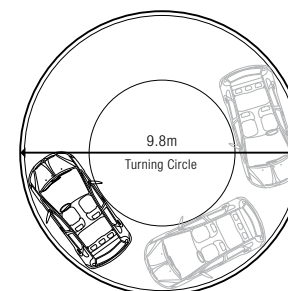
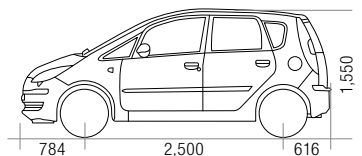
Capacities	5 Speed Manual	CVT Auto
Gross vehicle mass (kg)	1460	1490
Kerb mass (kg)	1035	1065
Maximum front axle mass (kg)	780	810
Maximum rear axle mass (kg)	700	700

Dimensions	
Exterior	
Overall height (mm)	1550
Overall length (mm)	3900
Overall width (mm)	1680
Track – front (mm)	1460
Track – rear (mm)	1445
Wheelbase (mm)	2500
Ground clearance (mm)	150



Interior	
Front leg room	900
Front head room (mm)	920
2nd row head room (mm)	860
Seating capacity – total	5
Seating capacity – front row	2
Seating capacity – 2nd row	3

Cargo Area	
Capacity (L)	317
Capacity with 2nd row seats folded down (L)	594





SAFETY

Colt offers loads of safety with ABS brakes, Electronic Brakeforce Distribution (EBD), and Brake Assist to keep you and your occupants safe at all times. Driver and passenger SRS airbags and seatbelt pre-tensioners with force limiters give more effective crash protection and for added safety, side and curtain airbags are optional.



RISE BODY

Mitsubishi's RISE (Reinforced Impact Safety Evolution) system combines a unique straight frame rail with an octagonal cross-section structure and strategically located pillar reinforcements to protect you and your passengers.

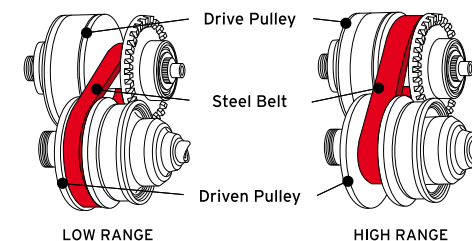


FUEL EFFICIENT MIVEC ENGINE

Our MIVEC (Mitsubishi Innovative Valve timing Electronic Control) engine technology uses an ingenious, lightweight timing mechanism to match engine performance to driving conditions. As a result, your Colt achieves superb acceleration as well as exceptional fuel economy.

CONTINUOUSLY VARIABLE TRANSMISSION (CVT)

Choose between a 5-speed manual or Continuously Variable Transmission (CVT) with INVECS III. The CVT enables the engine to always operate at optimum rpm, irrespective of the vehicle's speed while INVECS III provides optimum torque for uphill driving and optimum engine brake control for downhill driving.



STYLE YOUR COLT

Colt's range of fashionable exterior colours allow you to personalise your Colt.



BLACK (P)



RED (M)



COOL SILVER (M)



WHITE



KINGFISHER BLUE (M)



SEAT TRIM

METALLIC (M) AND PEARLESCENT (P) PAINTS ARE OPTIONAL EXTRAS

10 **MITSUBISHI**
DIAMOND
ADVANTAGE **5**
YEAR AUSTRALIA'S BEST NEW CAR WARRANTY: CAPPED PRICE SERVICING AND CUSTOMER CARE YEAR

NOW INCLUDING CAPPED PRICE SERVICING*
WARRANTY 10/5[†] YEAR ♦ **5 YEAR ROADSIDE ASSIST[†]** ♦ **CUSTOMER ASSIST 24/7** ♦ **200+ DEALER NETWORK**
♦ **GENUINE SERVICE** ♦ **GENUINE PARTS** ♦ **INSURANCE** ♦ **FINANCE** ♦ **PRE-OWNED VEHICLES**

[†]10 year or 160,000km Powertrain Warranty (whichever comes first) (non transferable). [†]5 year or 130,000km New Vehicle Warranty (whichever comes first). ^{*}5 year or 130,000km Roadside Assist (whichever occurs first). Service conditions apply. [†]4 year or 60,000km Capped Price Servicing (whichever comes first) Covers all items specified under the standard 'Maintenance for Normal Operating Conditions' schedule detailed in the Service and Warranty Booklet. Additional service/repair items (if required) are at additional cost. Excludes Government and Rental Fleet Customers. See your Dealer for full details.

