

MIRAGE



love that car





The legendary Mirage is back and better than ever, with exceptional fuel efficiency and incredibly low CO² emissions.

LS Interior shown

Mirage is available in three models – the 'ES', 'Sport', and top of the line 'LS'. All feature a lightweight 1.2 litre MIVEC petrol engine that gives Mirage effortless acceleration from standstill and just as importantly, when overtaking. So whether you are driving around town or on the expressway, Mirage gives drivers nimble and responsive performance.

You can choose either a standard **5 speed manual transmission** or an optional new generation **Continuously Variable Transmission (CVT)** with INVECS III Smart Logic.


CVT offers infinitely variable gear ratios that allow the engine to operate at optimum RPM, irrespective of the vehicle's speed. This maximises power and economy helping to ensure a smooth, stable ride with seamless gear changes.

Smart Key gives you complete keyless operation. Mirage recognises the key within a 70cm radius, so you can lock and unlock the doors, open the tailgate and even start the engine with the touch of a button - all with the smart key safely tucked in your pocket or bag. Available on LS only.

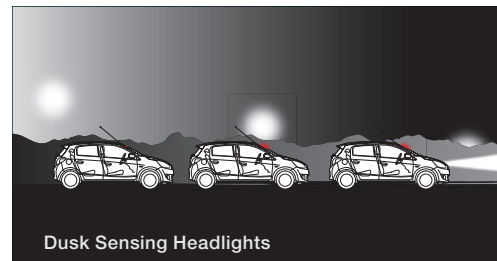
Mirage LS also features rain sensing wipers which automatically detect moisture on the windscreen and activate the wipers at a speed appropriate to the amount of rain falling. The same sensor automatically switches on the headlights when it gets dark or when travelling through a tunnel. That's fewer things to distract you from the road ahead.



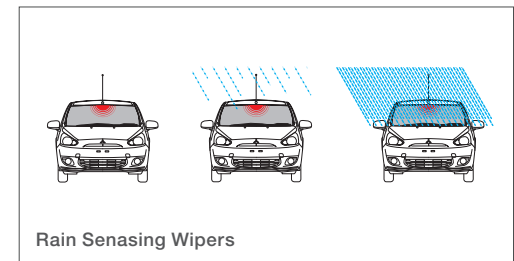
Smart Key



One Touch Start System



Dusk Sensing Headlights



Rain Sensing Wipers

The moment you sit in the new Mitsubishi Mirage, you'll be surprised by the spacious interior with generous room for 5 adults. The rear seats are engineered to provide a 60:40 configuration for maximum cargo storage.

Mirage is designed with both driver and passenger safety in mind with six airbags as standard. Hill Start Control (HSC - CVT only), Active Stability Control (ASC), Anti lock Braking System (ABS) and Electronic Brakeforce Distribution (EBD) make driving the new Mirage a safe and highly enjoyable experience.

A host of features are standard to ensure greater comfort for both driver and passengers – including Bluetooth® with audio streaming and steering wheel controls, power windows, an integrated audio system (with single CD, USB and AUX input), remote door locking, and an abundance of storage areas. Climate control air conditioning in LS ensures a cool cabin, maintaining just the right temperature at all times.



Smooth Aerodynamic Design

Mirage's clean and stylish exterior design, presents an inviting and friendly appearance while reducing weight. This smooth, aerodynamic design means optimum fuel economy and low CO² emissions that rate as one of the best in its class.



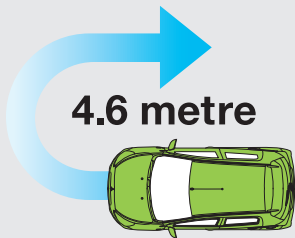
Rise Body

Mitsubishi's Reinforced Impact Safety Evolution (RISE) body system is a highly rigid, one-piece shell. RISE integrates a rigid frame and side impact bars with collision absorbing joints. This super strength cabin cocoons you and your passengers with outstanding protection in the event of an accident.

For more information on the Mirage range scan the QR code or visit mitsubishi-motors.com.au

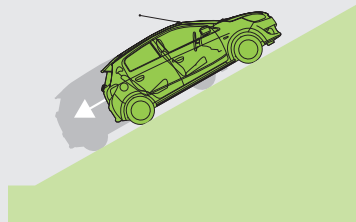


Tight Turning Circle



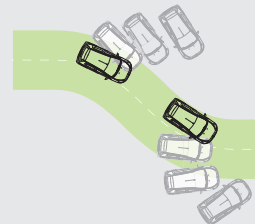
4.6 metre
Mirage has an impressive 4.6m minimum turning radius allowing for easy manoeuvring even in the tightest city parking.

HSC



Hill Start Control (HSC - CVT only)
This technology makes it easier to drive up steep hills from a standing start by preventing the vehicle rolling backwards. It maintains the braking force for two seconds giving you time to move your foot from the brake to the accelerator.

ASC



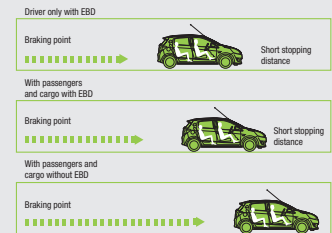
Active Stability Control (ASC)
ASC maintains stability and control when cornering by automatically recognising under-steer or over-steer. It then applies brake pressure to the appropriate wheels to keep you online through corners.

ABS



Anti Lock Braking System (ABS)
With ABS Mirage is ready to expect the unexpected. ABS helps maintain steering control and avoid hazards by adjusting the braking pressure to prevent wheel lock under hard braking or during an emergency stop.

EBD



Electronic Brakeforce Distribution (EBD)
This technology reduces stopping distances by detecting passengers, or heavier loads, and then automatically increasing the rear-braking force to deliver predictable and consistent stopping performance.



ES (Key Features)

Mechanical

1.2L 3 cyl DOHC MIVEC engine
5 speed manual transmission
Continuously Variable Transmission (CVT) with INVECS III Smart Logic (optional)
Electric power steering

Exterior

14" Steel wheels
Body colour door handles
Body colour door mirrors
Body colour front and rear bumpers
High mount stop lamp on tailgate

Interior

Leather steering wheel
Carpet floor covering
Cargo room trim
Inner scuff plates

Comfort

Air conditioning with air filter
Driver foot rest
Front and side window demister

Convenience

Central door locking with keyless entry with 2 transmitters
Rear door child proof locks
Power windows front and rear (driver auto up and down)
Variable intermittent wipers - front
Intermittent speed wipers and washer - rear
Sunvisors
Drivers sunvisor with vanity mirror with lid and ticket holder
Room lamp with time delay
Combination meter cluster
LCD trip meter with fuel consumption and trip computer
Tachometer

Storage

Glovebox
Instrument panel tray
Front console with cup holder
Front moulded door pockets
Rear shelf

Seating

Driver seat with manual slide, recline & height adjustment
Passenger seat with manual slide and recline adjustment
Passenger seat with convenience hook
60/40 split fold rear bench seat
Height adjustable head rests
Rear headrests x 3

Audio & Media

AM/FM, CD Player
2 speakers
USB and AUX input
Roof antenna
Accessory socket in instrument panel
Bluetooth® with audio streaming
Steering wheel mounted phone and audio controls

Safety

Side and curtain SRS airbags
Driver and front passenger SRS airbags
Anti-lock Braking System (ABS)
Electronic Brakeforce Distribution (EBD)
Brake Assist System
Active Stability Control (ASC)
3 point Emergency Locking Retractor (ELR) seatbelts
Front seatbelts with pretensioners
Adjustable seatbelt anchorage point (Front only)
Day/night rear view mirror
2 x ISO-Fix rear seat child restraints
3 x tether anchor rear seat child restraints
Hill Start Control (HSC) CVT only

Security

Immobiliser



SPORT (Features additional to ES)

14" Alloy wheels
Body colour rear spoiler with high mount stop lamp
4 speakers
Door sash blackout



LS (Features additional to Sport)

Exterior

15" Alloy wheels
Front fog lamps with fog lamp indicator

Interior

Shift indicator panel with paint (CVT)
Chrome inner door handles
Instrument panel with silver accent
Meter cluster with silver garnish
Leather transmission gearshift knob
High grade seat fabric

Comfort

Climate control air conditioning

Convenience

Automatic dusk sensing headlamps
Automatic rain sensing wipers
Smart Key
One Touch Start System

To see our full range of Mirage accessories visit mitsubishi-motors.com.au



Front Fog Lamps



Rear Parking Assist Sensors



Front Parking Assist Sensors



Sports Rear Spoiler



Chrome Door Edge Moulding



Carpet Mats

PERSONALISE YOUR MIRAGE

How can you improve on such a stylish car as the Mitsubishi Mirage? The answer lies with our range of purpose-built accessories. We have accessories to protect your new car; gadgets to enhance your driving experience or a range of unique extras that say, "this Mirage is mine".

Mitsubishi Genuine Accessories go through an extensive program of design, development and stringent testing to ensure they meet all applicable government standards as well as Mitsubishi's own rigorous engineering and specifications and performance targets. Using Mitsubishi Genuine Accessories will ensure you get the best quality accessories that are both as durable and reliable as the Mitsubishi you drive.



Headlamp Garnish - Chrome



Fog Lamp Chrome Bezel



Mud Flaps



Tailgate Protector - Chrome



Tail Light Garnish - Chrome



Front Grille Surround - Chrome



Rear Corner Extension



Side Protection Mouldings



Alloy Wheel - Black



Alloy Wheel



Chrome Exhaust Tip



Centre Console Arm Rest and Storage



Control Panel Accent Garnish - Silver



Outer Scuff Plates - Stainless Steel



Cargo Mat



Weathershields



Cargo Liner - Hard Plastic



Cargo Organiser



Floor Illumination - Blue

Pictures shown for illustration purpose and may not be product specific. Please check with your Mitsubishi dealer for specific model applications.

COLOUR YOUR MIRAGE



COOL SILVER (M)



WHITE (S)



RED PLANET (M)



BLACK (P)[†]



MULBERRY (M)



CYBER BLUE (M)[†]

METALLIC (M) AND PEARLESCENT (P) PAINTS ARE OPTIONAL EXTRA

[†]AVAILABLE ON SPORT & LS ONLY

Transmission



5-Speed manual



CVT Auto

Wheels




14" Alloy Wheels



15" Alloy Wheels

Interiors

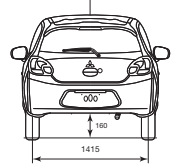
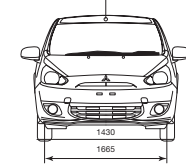
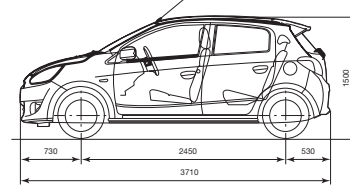


ES / SPORT



LS

Exterior Dimensions (mm)



Key Specifications

	1.2L MIVEC petrol	
Engine		
Maximum power	57kW@6000rpm	
Maximum torque	100Nm@4000rpm	
Fuel Consumption¹ - ADR81/02 (Litres per 100kms) combined	ES & SPORT	LS
Manual Transmission	4.6	4.8
Continuously Variable Transmission (CVT)	4.6	4.9
Fuel Tank Capacity (L)	35	35
Kerb Mass (kg)		
Manual Transmission	865	
Continuously Variable Transmission (CVT)	890	
Dimensions		
Turning Radius (m)	4.6	
Front Leg Room (mm)	901	
Rear Leg Room (mm)	750	
Front Head Room (mm)	890	
Rear Head Room (mm)	845	
Cargo Capacity (L)	235	

¹ These figures are obtained from controlled tests conducted by Mitsubishi Motors Australia to Australian Design Rule ADR81/02 and are provided to assist you in comparing the fuel consumption of Mirage with other vehicles.



MITSUBISHI DIAMOND ADVANTAGE

**[†]5 YEAR NEW VEHICLE WARRANTY [^]5 YEAR ROADSIDE ASSIST
*CAPPED PRICE SERVICING [◇]CUSTOMER ASSIST [◇]200+ DEALER NETWORK
GENUINE SERVICE [◇]GENUINE PARTS [◇]INSURANCE [◇]FINANCE [◇]PRE-OWNED VEHICLES**

[†]5 year or 130,000km New Vehicle Warranty (whichever comes first). Service conditions apply. ^{*}4 years or 60,000km Capped Price Servicing (whichever occurs first). Covers all items specified under the standard "Maintenance for normal operating conditions" scheduled detailed in the service and warranty booklet. Additional service/repair items (if required) are at additional cost. [^]1 year Roadside Assist (Service conditions apply). For purchases of new Mitsubishi vehicles after 1st October 2012, your initial 12 month roadside assist will be extended for a period of 12 months from the date of the most recent eligible Capped Price Service for that vehicle performed at an authorised Mitsubishi dealer. Roadside assist, if extended in accordance with these items, is available for a maximum of up to 5 years. Conditions apply. Offer subject to change without notice. Excludes Government, Rental and National Fleet customers.

Always consult your authorised Mitsubishi Dealer for the latest details on specifications, options, prices, availability and conditions on New Vehicle warranty. All product illustrations and specifications referred to herein are believed to be correct at the time of publication approval. Subject to any applicable Federal, State or Territory Laws or ordinances, which may apply from time to time, Mitsubishi Motors Australia Limited reserves the right, without notice, or obligation, to discontinue or make changes to designs, specifications, colours and materials of the options and products referred to herein at any time without incurring any liability to any purchaser thereof. © Mitsubishi Motors Australia Limited. ABN 53 007 870 395 MIR0113 MIT4552