

# OUTLANDER PHEV



MITSUBISHI  
MOTORS

Drive your Ambition



# THE ULTIMATE IN INTELLIGENT MOTION

Since 1917 Mitsubishi Motors has been at the forefront of technological innovations, having launched the innovative Super-Select 4WD system, Australia's first mass-produced electric vehicle and the world's first Plug-in hybrid electric SUV. Our vehicles have been tested and triumphed in some of the most gruelling and toughest terrain on earth including the Dakar rally. These engineering milestones and our commitment to reliability and ingenuity set us apart from the competition. As we continue to move forward, pushing the boundaries of innovation, you can rest assured your Mitsubishi has been built for the time of your life.

**Outlander PHEV, from Mitsubishi's ever-reliable SUV range.**



ASX

Eclipse Cross

Outlander PHEV

Outlander

Pajero Sport

Pajero

Triton

The world's first AWD Plug-In Hybrid SUV, the Outlander PHEV (Plug-in Hybrid Electric Vehicle) is a ground breaking vehicle that brings together the superior environmental performance and quietness of an EV, the stability and handling performance of an AWD and the everyday practicalities and safety of an SUV. The clean, green power of electricity combined with a petrol engine provides incredible efficiency and a smooth, quiet ride without compromising comfort, size, performance or convenience. Sophisticated yet practical, the Outlander PHEV is the ultimate in intelligent motion and represents the next generation of hybrid and electric vehicles.



Front cover and above image: Exceed model shown.



# THERE'S MORE BEYOND DRIVING

Exceed model shown.

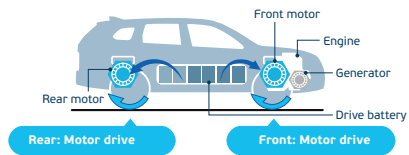
The innovative Plug-in Hybrid Electric Vehicle (PHEV) is seriously eco-efficient. It uses Series Parallel Hybrid technology but remains an electric vehicle at heart. PHEV's motion comes from its two powerful electric motors, enabling it to travel faster and work harder while still using green electric power.

When driving in the all electric EV mode, the PHEV's innovative design allows it to run as an electric vehicle which differentiates it from other hybrid models. You'll experience zero fuel consumption and zero CO<sub>2</sub> emissions, while enjoying a serene, quiet ride without loss of performance. This is all thanks to the high-output motors separately mounted at the front and rear axles that instantly supply torque on demand for incredible responsive yet smooth AWD performance.

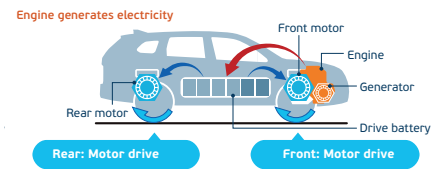
When more power is needed or when the battery charge falls, the Series Hybrid mode will start with the internal combustion engine acting as a generator. The powerful, highly efficient 2.0 litre engine minimises CO<sub>2</sub> emissions while the high-performance generator transforms engine power into electricity to recharge the drive battery to power the electric motors.

Parallel Hybrid mode kicks in for high speed driving. All these transitions are seamless and you won't even know they are happening. The PHEV will automatically select the optimum mode to suit your driving style. However, you do have the option to save or extend your battery usage with the easy press of a button.

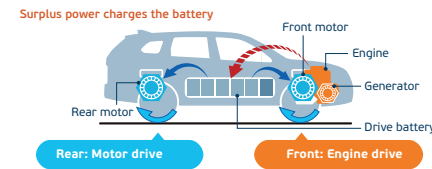
EV mode



Series Hybrid mode



Parallel Hybrid mode



### Front Motor PDU & Rear EMCU

These intelligent control units contribute to heightened energy efficiency and optimal motor control with instant maximum torque that outperforms a 3.0-litre petrol engine.

### 2.0-litre engine

The powerful, highly efficient engine minimises CO<sub>2</sub> emissions.

### Drive Battery

The battery is stored under the floor to maximise interior space and lower the centre of gravity for improved safety and handling.

### Generator

The high-performance generator transforms engine power into electricity to recharge the drive battery and assist the motors when needed.

### Twin Motor AWD and S-AWC

Separately mounted motors at the front and rear axles deliver incredible responsive AWD performance with S-AWC (Super All Wheel Control) ensuring excellent driving stability and intuitive, linear handling.





# TOMORROW'S EFFICIENCY TODAY

## **Charge or Save**

You can choose how and when the battery is used with the touch of a button. When the engine is engaged, the Battery Charge mode continuously charges the battery. In Battery Save mode, the engine will maintain the charge you have, allowing you to save the battery charge for later.

## **EV Priority Switch**

The EV priority switch allows you to manually select all-electric driving, so the petrol engine will only start automatically if the battery's charge drops to an excessively low level or very high power output demands are made.

## **Regenerative Braking**

Kinetic energy which is generated whilst braking is also used to recharge the drive battery. As soon as the accelerator pedal is released the motors function as power generators, this feels similar to engine braking in a petrol or diesel-powered car. Six\* levels of regenerative braking can be selected via paddles mounted within fingertip reach of the steering wheel.

## **Charging your PHEV at home**

You can charge your PHEV at home in about 6.5 hours<sup>~</sup> with PHEV's on-board charging and charging cable. Or, you can use a public charge point located in most capital cities, some fast charging points can even charge the battery in as little as 25 minutes (up to 80% capacity). Charging status is conveniently displayed in the comprehensive instrument panel and you can even set timers or use your smartphone<sup>^</sup> to remotely control the charging, to make the most of cheaper tariffs that may be available to you.

\* Except when Adaptive Cruise Control (ACC) is active. ~ With 240V/10A electric power supply. ^ EV Remote smartphone app is available on Exceed only. Exceed model shown.



### Remotely Innovative

A free app for your Smartphone (Android or Apple)<sup>®</sup> lets you remotely control your Outlander PHEV Exceed from the comfort of your home. You can monitor the remaining charge time, control the charging timer settings, check the alarm, turn on/off the parking and headlights, and even turn on the heater or air conditioning or set it for later, all from the comfort of your living room.

### Electric Heater\*

Since the engine doesn't operate during EV driving it generates no heat, instead the electric heater uses the electric water pump to circulate hot water and warm the cabin. You can pre-set both the heater and the air conditioning to run before you start your journey.

### S-AWC (Super All Wheel Control)

This integrated control system delivers incredible traction, solid stability and intuitive linear handling. By optimally managing Active Yaw Control (AYC), Anti-lock Braking System (ABS) and Active Stability Control (ASC) with Traction Control (TCL) — it brings out the full potential of Twin Motor 4WD without compromising safety, comfort or fuel efficiency.

### AWD Lock

For improved traction and stability, you can press the 4WD LOCK button to simulate locking of the centre differential, equally distributing torque to all four wheels for improved traction and stability on slippery surfaces.



\*Exceed model only. The vehicle and Smartphone need to be interconnected within a Wi-Fi area. Some Smartphones may not be supported.



# FIRST CLASS AMBIENCE

Sink into your soft comfortable seat, stretch out those legs and breathe it all in. Stunning interior. Remarkably quiet. Effortless. Relaxed and virtually silent. Luxury never felt so good.





- + Smartphone Link Display Audio (SDA)<sup>^</sup> is a true extension of your smartphone via Android Auto or Apple CarPlay. Connected to a 7" touchscreen, you can access your phone's compatible apps and get directions, make calls, send and receive messages and listen to music from any source including DAB+ radio. With a Smartphone storage tray and USB connectors in the centre console, everything is taken care of. To ensure safety while you drive, the primary call and music streaming functions can be controlled by voice command or steering wheel controls, so your eyes stay focused on the road ahead.
- + Multi-information Display – Essential driver information is displayed on the Multi-information Display conveniently positioned between the main dials. It displays unique PHEV information for the electric and hybrid functions; energy flow, driving range and energy usage. The ECO Score also tells you the eco-friendliness of your driving. The more green leaves indicated, the better. The Eco mode control lets you opt for a more energy-efficient use of the electric motors, engine, air conditioning and AWD. So, if you're jumping back in the

car for the fourth time that day you can reduce your carbon footprint simply with the press of a button.

- + Technology at your fingertips – the premium leather four-spoke steering wheel features paddle shifts and phone, audio, cruise control switches and a speed limiter. Forward Collision Mitigation and Camera switches are also on hand in Exceed models.
- + Outlander PHEV's roomy interior gives you plenty of space for any trip, near or far. The Outlander's PHEV battery is stored under the floor to maximise interior space and lower the centre of gravity for better safety and handling. The seats can be folded down to make extra room for whatever you need. While a storage space beneath the cargo area floor is ideal for conveniently storing the charging cable.
- + Dual zone climate control means you can regulate temperature for the driver and front passenger.
- + The electric park brake is an easy-to-use stylish switch providing you with a clear, open cabin area. While you're

stopped at the lights, Brake Auto Hold keeps the vehicle stationary even if you release your foot from the brake pedal. When you're ready to go pressing the accelerator releases the brakes. Just another feature to keep you safe while you're dashing from A to B.

- + Smart Key lets you lock and unlock doors, open the tailgate and even start the engine with the touch of a button all while your Smart key is tucked safely in your bag or pocket.
- + Outlander PHEV Exceed's electric sunroof gives your passengers a whole new outlook on life, filling the interior with light and a feeling of space.
- + The auto dimming rear view mirror automatically reduces glare from headlights of cars behind you to maintain a clear view and support safer driving.

Exceed model shown. \*Exceed model only. <sup>^</sup>Smartphone Link Display Audio (SDA) supports Android™ 5.0 or higher/iOS 8.0 or higher for use with Android Auto™ / Apple CarPlay. Smartphone Link Display Audio will not operate in areas with no service signal and may not operate in supported areas where the signal is weak. Users are responsible for all charges incurred using smartphones and iPhones to connect to Android Auto™ and CarPlay respectively. Some functions may not be available for use depending on the user's location. Only compatible Apps can be used. 1. Android™ and Android Auto™ are trademarks of Google Inc. 2. Apple CarPlay and iPhone, are trademarks of Apple Inc., registered in the U.S. and other countries.



# INNOVATION THAT TURNS HEADS

Outlander PHEV is a hybrid of sleek, streamlined style and bold design.



- + Built for busy hands, the electric tailgate on Exceed models can be opened and closed automatically from a switch located near the driver's seat or from the Smart Key.
- + 18" alloy wheels, silver roof rails, LED daytime running lamps and LED headlamps\* with auto levelling and rear combination lamps will catch people's eyes whether you're heading to the beach or a meeting in the city. In addition, LED fog lamps\* with fog lamp indicator guide you through the mist when needed and the outside rear view mirror feature hot wire demisting\* and auto fold control\* for additional style and convenience.
- + Dusk sensing headlamps automatically illuminate in fading light or when you're travelling through a tunnel. Rain sensing wipers also activate automatically when moisture is detected on the windscreen so you don't have to take your hands off the wheel.
- + The Outlander PHEV Exceed features automatic high-beam† for added safety, comfort and driving ease at night. It detects both the headlights of oncoming vehicles and the tail lights of vehicles ahead, automatically switching between high and low beams.
- + Privacy glass on the back and rear windows help keep your interior safe and protects you and your passengers against UV rays.

\*Exceed model only. † Exceed and ES ADAS models only. Exceed model shown.

# GUIDE. PROTECT. CONNECT.

# MiTEC

Mitsubishi Motors Intuitive Technology or MiTEC, is an integrated system^ of brilliant innovations in action, working in unison to guide and protect, alert and connect, even entertain. It thinks like you, reacts like you, before you even know it. MiTEC delivers unsurpassed safety and next generation features to the modern-day driver.

These significant safety features coupled with Mitsubishi's Reinforced Impact Safety Evolution (RISE) body have earned Outlander PHEV the maximum ANCAP safety rating of 5 stars so you can rest assured you're driving one of the safest cars on the road.



TESTED 2014 ★★★★★



#### Rear Cross Traffic Alert\*\*1

Mitsubishi's Rear Cross Traffic Alert system helps detect a moving vehicle when reversing. It alerts you via a buzzer sound, and an indicator light appearing in the combination meter and blinking light in the side door mirror.



#### Blind Spot Warning\*\*2 & Lane Change Assist\*\*2

Mitsubishi's Blind Spot Warning and Lane Change Assist helps you change lanes with confidence. The Lane Change Assist system sounds an audible alert and displays a blinking warning in the door mirror when the system detects a high collision probability with a vehicle coming from behind moving to the same direction within 3.5m from your vehicle's side or 70m from its rear bumper.



#### Lane Departure Warning†

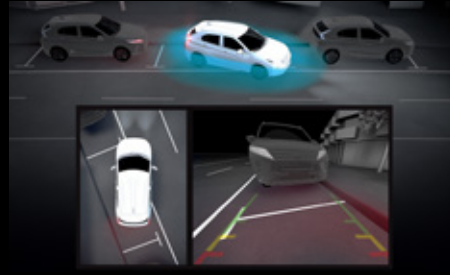
Mitsubishi's Lane Departure Warning uses a camera to issue an audible alert and shows a warning on the multifunction display if your vehicle drifts from its lane while the turn signals are not operating.

^Please drive safely and never rely solely on these systems while driving. Drivers are fully responsible for their own safe driving.\*Exceed models only. †ES ADAS and Exceed models only. 1. Do not rely solely on this system, which may not detect all moving vehicles in certain conditions. 2. The detection and control capabilities of BSW and LCA are supplementary only and do not warn you of vehicles in blind spot every situation. BSW and LCA may not activate in some situations.



#### Forward Collision Mitigation<sup>†3</sup>

Mitsubishi's Forward Collision Mitigation system detects obstructions ahead and issues a visual and audio alert when there is a danger of collision, automatically applying the brakes to avoid collision or reduce impact.




#### Multi Around Monitor\*

Mitsubishi's Multi Around Monitor provides a 360° birds-eye view of your car. The view from cameras mounted on the front, rear and sides of the vehicle (including birds-eye view) can be displayed in various combinations to reveal what is in blind spots and help you park more safely.



#### Ultrasonic misacceleration Mitigation System\*<sup>4</sup>

Mitsubishi's Ultrasonic misacceleration Mitigation System reduces the chance and severity of hitting obstacles 4m in front or behind when a driver mistakenly presses the accelerator when stationary or at speeds up to 10km/h.



#### Adaptive Cruise Control<sup>†</sup>

Mitsubishi's Adaptive Cruise Control uses radar technology to detect any cars in the lane ahead and adjusts the speed of your car accordingly while maintaining a safe distance set by you.



#### Active Stability Control

Mitsubishi's Active Stability Control intuitively recognises when you over-steer or under-steer and applies the brake force to appropriate wheels to keep you stable through corners.



#### Active Traction Control

Mitsubishi's Active Traction Control helps maintain traction on most slippery or rugged surfaces. Active Traction Control automatically controls the engine output – so driving wheels are prevented from spinning. Sensing loss of traction in independent wheels it then applies braking force to that particular wheel and sends extra power and torque to other wheels with traction, to keep the vehicle moving and in control.



#### Hill Start Assist

Steep city streets or congested shopping mall ramps are no longer a problem with Mitsubishi's Hill Start Assist technology. It prevents the car from rolling backwards by maintaining braking force to give you time to move your foot from brake to accelerator.



#### Electronic Brakeforce Distribution

Mitsubishi's Electronic Brakeforce Distribution works hand-in-hand with your car's Anti-lock Braking Systems computer to assess load and distribute braking force between the front and rear wheels. When you have a load in the rear, it helps you stop in a shorter distance than standard brakes.



#### Anti-lock Braking System

Mitsubishi's Anti-lock Braking System allows the driver to maintain steering control of the vehicle and manoeuvre around obstructions in heavy braking situations.



#### Auto Dusk Sensing Headlamps

Mitsubishi's Dusk Sensing Headlamps automatically illuminate in fading light or when travelling through a tunnel, allowing you to keep your hands on the wheel and your focus on the road ahead.



#### Auto Rain Sensing Wipers

Mitsubishi's Rain Sensing Wipers activate automatically when moisture is detected on the windscreen, allowing you to keep your hands on the wheel and your focus on the road ahead.



#### Auto High Beam<sup>†</sup>

Mitsubishi's Auto High Beam detects both the headlights of oncoming vehicles and the tail lights of vehicles ahead, automatically switching between high or low beams.

\*Exceed models only. †ES ADAS, LS and Exceed models only. 3. The detection and control capabilities of FCM are supplementary only and do not prevent collisions in every situation. Please read the operation manual carefully and be aware of these limitations. 4. Ultrasonic misacceleration Mitigation System (UMS) may not activate in some conditions. The engine output control activates when driving; 01-10km/h (not in N or P Position); obstacle/vehicle is within approx. 4m range; accelerator pedal is pushed hard or abruptly; driver is not turning to avoid obstacle/vehicle. The detection and control capabilities of UMS are supplementary only and do not prevent misacceleration in every situation.

# KEY SPECIFICATIONS



	PHEV ES	PHEV ES ADAS	PHEV Exceed	
<b>MECHANICAL</b>	Drive system	AWD with 3 Drive Modes		
	Engine	2.0L 4cyl DOHC 16 valve MIVEC petrol engine		
	Displacement (cc)	1998		
	Bore x Stroke (mm)	86 x 86		
	Maximum Power (kW@rpm)	87kW@4500rpm		
	Maximum Torque (NM@rpm)	186Nm@4500rpm		
	Front and Rear Electric Motor (Max. Output kW)	60kW		
	Generator Max Output	70kW		
	Recommended Fuel type	Regular unleaded (Minimum 91RON)		
	Fuel tank capacity (L)	45		
	Fuel consumption (ADR 81/02per 100km)*	1.7		
	CO2 Emissions (grams per kilometre)	41g/km		
	Battery	S46B24L(S)		
	Wheels and Tyres	18" x 7.0 J alloy wheels		
	Tyre size	225/55R18 98H		
	Suspension - front / rear	Macpherson strut with coil spring & stabiliser / Multi link with stabiliser		
Brakes - front / rear	Ventilated disc / Solid disc			
Turning circle - kerb to kerb (m)	10.6			
<b>ELECTRIC MOTOR</b>	Drivetrain	Twin Motor AWD		
	Type	Synchronous motor / permanent magnet		
	Total maximum power	120kW (combined motors)		
	Total maximum torque	332Nm (combined motors)		
	Battery type	Lithium-ion		
	Battery capacity	12kW / 40Ah		
Charging (AC 240V/10A)	6.5 Hours			
<b>DIMENSIONS CARGO AREA</b>	Length (mm)	832		
	Width (mm)	1363		
	Width between wheel arches (mm)	1005		
	Height (mm)	855		
	Capacity (L)	463		
	Length with 2nd row seats folded down (mm)	1721		
	Capacity with 2nd row seats folded down (L)	1602		
	Gross vehicle mass (kg)	2370		
<b>WEIGHTS</b>	Kerb mass (kg)	1860		
	Gross combination mass (kg)	3870		
	Maximum payload (kg)	510	510	
	Maximum front axle mass (kg)	1160		
	Maximum rear axle mass (kg)	1255		
	Maximum towing capacity with trailer brakes (kg)	1500		
	Maximum towing capacity without trailer brakes (kg)	750		
	Maximum towball download (kg)	150		
Tare weight (kg)	1830			

\* Fuel consumption (ADR 81/02 litres per 100km). Figures to be used for comparison across vehicles. Driving conditions will affect actual results.

# FEATURES

KEY	Standard	Not available
■	Standard	Not available
—	Not available	Not available

	PHEV ES	PHEV ES ADAS	PHEV Exceed
<b>ENGINE/ TRANSMISSION</b>	Electric Twin Motors & 2.0L 4cyl DOHC 16 valve MIVEC petrol engine	■	■
	1 speed fixed gear	■	■
	Regenerative Braking System (RBS)	■	■
	Super All Wheel Control AWD (S-AWC)	■	■
	Active Yaw Control (AYC)	■	■
	Electric Power Steering	■	■
	Lithium-ion battery	■	■
	18" alloy wheels	■	■
	LED Daytime Running Lamps (DRL)	■	■
	Headlamps with auto leveling function	—	—
<b>EXTERIOR</b>	LED tail lamps	■	■
	LED fog lamps (front)	—	—
	Halogen fog lamps (front)	■	■
	Fog lamps (rear)	■	■
	High mount stop lamp	■	■
	Chrome grille	■	■
	Privacy glass	■	■
	Soundproof windscreen glass	■	■
	Shark fin antenna	■	■
	Roof rails (silver)	■	■
<b>INTERIOR</b>	Door mirrors with integrated turn indicator	■	■
	Silver garnish on front and rear bumper	■	■
	Headlamp washers	■	■
	Body colour & chrome rear garnish	■	■
	Chrome door handles	—	—
	Chrome side window garnish	—	—
	Two tone colour bumper	■	■
	Black door sash	■	■
	Rear Spoiler	■	■
	Leather bound steering wheel	■	■
<b>COMFORT</b>	Joystick Drive Mode Selector	■	■
	Electric Park Brake	■	■
	Piano black door trim accent panel	■	■
	Carbon print door trim accent panel	—	—
	Piano black centre panel	■	■
	Chrome interior door handles	■	■
	Door trim leather look insert	■	■
	Chrome accented HVAC control switches	■	■
	Chrome accented instrument cluster	■	■
	Chrome accented Drive Mode control switch	■	■
<b>CONVENIENCE</b>	Carpet floor covering	■	■
	Climate control dual zone air conditioning	■	■
	Rear air conditioning outlets	■	■
	Pollen filter	■	■
	Side and rear window demisters	■	■
	Driver foot rest	■	■
	Driver and passenger assist grips	■	■
	Tilt and telescopic steering column	■	■
Electric sunroof with slide and tilt	—	—	
<b>CONVENIENCE</b>	Automatic rain sensing wipers	■	■
	Automatic dusk sensing headlamps	■	■
	Smart Key	■	■
	One touch start system	■	■
	Central door locking with keyless entry	■	■
	One touch start system	■	■
Central door locking with keyless entry	■	■	

	PHEV ES	PHEV ES ADAS	PHEV Exceed
Cruise control	■	■	■
Power windows front and rear (auto up & down)	■	■	■
Power door mirrors	■	■	■
Steering wheel phone controls	■	■	■
Steering wheel audio controls	■	■	■
Steering wheel cruise control switches	■	■	■
High contrast instrument meter	■	■	■
Charge-Cable with CCID for Australia	■	■	■
Direct Current Fast Charging Connector	■	■	■
On-board charging system	■	■	■
Variable intermittent windscreen wipers	■	■	■
Intermittent rear wiper and washer	■	■	■
Front map, room, cargo area lamps	■	■	■
Interior lamp with time delay	■	■	■
Accessory power socket	■	■	■
Coat hook	■	■	■
Sunvisor with illuminated mirrors and ticket holders	■	■	■
Trip meter	■	■	■
Remote fuel filler release	■	■	■
Remote boot release	■	■	—
Power tailgate	—	—	■
Day/night rear view mirror	■	■	■
Synchronised windscreen washers	■	■	■
Welcome light	■	■	■
Coming home light	■	■	■
ECO Drive Support System	■	■	■
ECO Mode Switch	■	■	■
ECO Drive Assist Indicator	■	■	■
ECO Score Indicator	■	■	■
Power meter gauge	■	■	■
EV switch	■	■	■
Acoustic Vehicle Alert System (AVAS)	■	■	■
Battery charge status indicator	■	■	■
Fuel Remaining Bar	■	■	■
Battery Drive Mode Range	■	■	■
Total Driving Range	■	■	■
EV Driving Ratio	■	■	■
Estimated Plug-In Charge Time Remaining	■	■	■
EV Remote Smartphone App	■	■	■
App available from the iTunes Store & Google Android App Store	—	—	■
Set Recharge Schedule	—	—	■
Activate Climate Control System	—	—	■
Control Headlamp & Parker Lamp	—	—	■
Monitor Your PHEV Statistics	—	—	■
Floor console with storage box and lid	■	■	■
Door pockets - front and rear	■	■	■
Cup and bottle holders	■	■	■
Sunglasses storage	■	■	■
Seat back pocket - passenger	■	■	—
Seat back pocket - driver and passenger	—	—	■
Fully trimmed cargo area	■	■	■
Cargo room hook	■	■	■
Seating capacity	5	5	5
Leatherette bolster with microsuede seat trim	■	■	—
Leather seat facings	—	—	■
Front Seats	■	■	■
Bucket seats	■	■	■
Slide and recline adjustment	■	■	■
Driver height adjustment	■	■	■
Height adjustable headrests	■	■	■

CONVENIENCE (CONTINUED)

STORAGE

SEATING

	PHEV ES	PHEV ES ADAS	PHEV Exceed
Heated front seats	—	—	■
Power seat - driver	■	■	■
Second row seats	■	■	■
60:40 split folding/recline function	■	■	■
Centre armrest with cupholders	■	■	■
Height adjustable headrests	3	3	3
Smartphone Link Display Audio with 7" touch screen	■	■	■
Android Auto™	■	■	■
Apple CarPlay	■	■	■
Digital Audio Broadcast (DAB+) radio	■	■	■
6 speakers (2 tweeter)	■	■	■
USB Media Control (MP3/WMA/AAC/FLAC/Vorbis/WAV)	■	■	■
USB Input	2	2	2
Bluetooth® phone connectivity & audio streaming with voice control	■	■	■
Multi information display - includes trip computer, outside temperature, average fuel consumption, altimeter, barometer, date, time	■	■	■
Driver & front passenger SRS airbags	■	■	■
Driver & front passenger side SRS airbags	■	■	■
Curtain SRS airbags	■	■	■
Driver knee airbag	■	■	■
Reverse camera	■	■	■
Reverse parking sensors	■	■	■
Electronic Brakeforce Distribution (EBD)	■	■	■
Emergency Brake Assist System (EBA)	■	■	■
Emergency Stop Signal Function (ESS)	■	■	■
Intrusion minimising brake pedal	■	■	■
Anti-lock Braking System (ABS)	■	■	■
Active Stability Control (ASC)	■	■	■
Active Traction Control (ATC)	■	■	■
Reinforced Impact Safety Evolution (RISE) body	■	■	■
3 point Emergency Locking Retractor (ELR) seatbelts (all seating positions).	■	■	■
Auto Locking Retractor (ALR) seatbelts on outboard 2nd row seats	■	■	■
Front seatbelt height adjustable shoulder anchorages	■	■	■
Front seatbelt pretensioners & force limiters	■	■	■
Seatbelt warning lamp - driver & front passenger	■	■	■
Child proof rear door locks	■	■	■
Child restraint anchorage points	■	■	■
ISO-Fix child seat mountings	■	■	■
Heated exterior door mirrors	—	—	■
Electrochromatic rear view mirror	■	■	■
Illuminated hazard switch	■	■	■
Ultrasonic misacceleration Mitigation System (UMS)	—	—	■
Blind Spot Warning (BSW)	—	—	■
Lane Change Assist (LCA)	—	—	■
Rear Cross Traffic Alert (RCTA)	—	—	■
Lane Departure Warning (LDW)	—	■	■
Front parking sensors	—	—	■
Multi Around Monitor	—	—	■
Steering Wheel Camera Switch	—	—	■
Forward Collision Mitigation System (FCM)	—	■	■
Adaptive Cruise Control (ACC)	—	■	■
Hill Start Assist (HSA)	■	■	■
Automatic High Beam (AHB)	—	■	■
Anti-theft encrypted engine immobiliser	■	■	■
Theft protection alarm	■	■	■
Auto re-lock function for central door locking	■	■	■
Cargo blind	—	—	■

SEATING (CONTINUED)

AUDIO & MEDIA

SAFETY

MITSUBISHI INTUITIVE TECHNOLOGY

SECURITY

# ACCESSORISE YOUR OUTLANDER PHEV

Put your Outlander PHEV through its paces yet keep it in showroom-perfect condition with Genuine Accessories. Mitsubishi Genuine Accessories go through an extensive program of design, development and stringent testing to ensure they meet all applicable government standards as well as Mitsubishi's own rigorous engineering specifications and performance targets.

Using Mitsubishi Genuine Accessories will ensure you get the best quality accessories that are both as durable and reliable as the Mitsubishi you drive. If it's not genuine, don't risk it.







Enginehood Emblem



Towbar Package



Chrome Door Edge Mouldings




Sports Rear Spoiler



Tailgate Protector



Front Parking Assist Sensors



Roof Racks



Thule Motion Luggage Pod



Thule Touring Luggage Pod



Thule Luggage Carrier



Thule Water Craft Carrier



Rear Bumper Protection Plate



Thule Tie Down Straps



Thule Luggage Net



Thule Bike Carrier



Thule Ski Carrier



Outer Scuff Plates



Dashboard Accent Panel  
- Silver and Piano Black



Floor Mats - Available in  
Carpet and Rubber



Neoprene Seat Covers  
- Front and Rear



Cargo Liner - Hard Plastic



Cargo Blind



Cargo Barrier - Forward  
Position Displayed

**MITSUBISHI**  
**DIAMOND**  
**ADVANTAGE**  
GENUINE ACCESSORIES

**NOT GENUINE?  
DON'T RISK IT.**

GENUINE ACCESSORY WARRANTY Mitsubishi Motors Australia Limited warrants that Genuine Accessories will be free from defects in materials under conditions of normal use and service within Australia. When Genuine Accessories are fitted prior to the owner taking delivery of the Vehicle, Genuine Accessories are covered by a 36 months or 100,000km Warranty. When Genuine Accessories are fitted after the owner has taken delivery of the new Vehicle, Genuine Accessories are warranted for whichever is the greater of the following • The balance of 36 months or 100,000km (whichever occurs first) from date of vehicle delivery; or • 12 months or 20,000km (whichever occurs first) from date of fitment.

# COLOUR



Red (M)



Ruby Black (X)



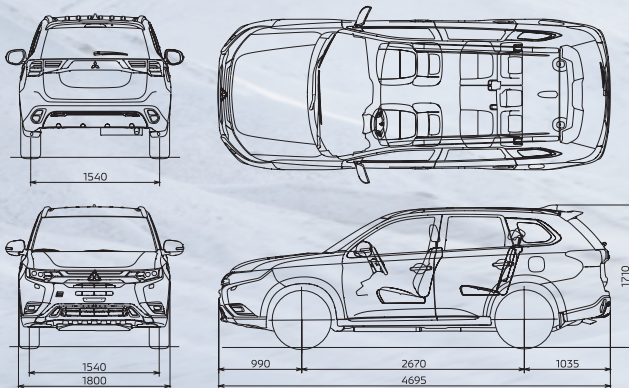
Starlight (P)




Titanium (M)

(M) Metallic  
(P) Pearlescent  
(X) Premium Paint


## EXTERIOR DIMENSIONS (mm)



## UPHOLSTERY



Exceed – Black Leather  
seat facings



ES – Leatherette micro  
suede  
ES ADAS

**MITSUBISHI**  
**DIAMOND**  
**ADVANTAGE**

All Mitsubishi Motors vehicles come with the Mitsubishi Diamond Advantage<sup>^</sup> – Warranty, Capped Priced Servicing and Roadside Assistance so that no matter where the road takes you, we will be there with you. Ask your Dealer or visit [mitsubishi-motors.com.au](http://mitsubishi-motors.com.au) to find out more.

\*Conditions apply. Excludes Government, Rental and National Fleet customers. See [mitsubishi-motors.com.au](http://mitsubishi-motors.com.au) for further information. Always consult your authorised Mitsubishi Dealer for the latest details on specifications, options, prices, availability and conditions on New Vehicle warranty. All product illustrations and specifications referred to herein are believed to be correct at the time of publication approval. Subject to any applicable Federal, State or Territory Laws or ordinances, which may apply from time to time, Mitsubishi Motors Australia Limited reserves the right, without notice, or obligation, to discontinue or make changes to designs, specifications, colours and materials of the options and products referred to herein at any time without incurring any liability to any purchaser thereof. © Mitsubishi Motors Australia Limited. ABN 53 007 870 395 PHEV0317 MY17 MMA0868