

Outlander PHEV AWD



Outlander PHEV ASPIRE AWD (additional to PHEV AWD)



Mechanical

2.0L 4cyl DOHC 16 valve MIVEC engine
1 speed fixed gear
HEV & PHEV engine – motor
Generator
Super All-Wheel Control 4WD (S-AWC)
Regenerative Brake System (RBS)
Electric power steering (EPS)
Lithium ion battery – 80 cell

Exterior

18" painted and machined face alloy wheels
Body colour door handles
Privacy glass
Body colour door mirrors with integrated turn indicator
Black door sash
High Intensity Discharge (HID) headlamps
Headlamp washers
Front fog lamps with chrome bezel
LED tail lamps
Chrome grille
High mount stop lamp
Roof rails – silver
Two tone colour bumper
Black wheel arch garnish
Silver skid plate on front bumper
Silver highlight on rear bumper

Interior

Leather bound steering wheel
Chrome interior door handles

Door trim leather look insert
Inner scuff plates
Carpet floor covering
Chrome accented HVAC control switches
Chrome accented instrument cluster
Chrome accented All Wheel Control switch
Silver accented centre panel
Pearl white accent panel
Piano black centre panel

Comfort

Climate control dual zone air conditioning
Rear air conditioning ducts
Rear seat heater ducts
Pollen filter
Side and rear window demisters
Driver foot rest
Passenger assist grips
Driver assist grip
Tilt and reach adjustable steering column

Convenience

Cruise control
Steering wheel cruise control switches
Steering wheel audio controls
Steering wheel phone controls
Central door locking with keyless entry
Smart Key
One touch start system
Power door mirrors
Variable intermittent windscreen wipers
Automatic rain sensing wipers

Intermittent rear wiper and washer
Automatic dusk sensing headlamps
Accessory power socket
Room lamp
Front map lamps
Cargo area lamp
Interior lamp with time delay
Door courtesy lamps
Ashtray
Sunvisor with illuminated mirrors
Sunvisor with ticket holders
High contrast instrument meter
Trip meter
Headlamps on warning
Door ajar warning
Low fuel warning
Remote fuel filler release
Remote boot release
Day/night rear view mirror
Jack and tool set
4WD indicator lamp
Power windows front and rear (driver auto up & down)
Welcome light/Coming home light
ECO Drive Support System
ECO Mode Switch
ECO Drive Assist Indicator
ECO Score Indicator

Storage

Floor console with storage box and lid

Door pockets – front and rear
Cup holders
Bottle holders
Seat back pocket – passenger
Fully trimmed cargo area
Glovebox – illuminated

Seating

Sports cloth seat trim with leather look bolster
Front seats
- Bucket seats
- Slide and recline adjustments
- Driver height adjustment
- Height adjustable headrests
Second row seats
- Recline and tumble fold up function
- Centre armrest with cupholders
- Height adjustable headrests x 3
- 60:40 split folding/recline function

Audio & Media

Electronic tune AM/FM radio/CD/MP3 player
6 speakers (including 2 tweeters)
Roof mounted antenna
Multi-information display – includes trip computer, outside temperature, average fuel consumption
USB Input
Bluetooth® 2.0 phone connectivity & audio streaming with voice control
Mitsubishi Multi Communication System (MMCS) featuring 7-inch WVGA touch screen display with 3D navigation mapping and SD

Card input

Safety

Driver & front passenger SRS airbags
Driver & front passenger side SRS airbags
Curtain SRS airbags
Driver knee airbag
Anti-lock Braking System (ABS)
Electronic Brakeforce Distribution (EBD)
Active Stability Control (ASC)
Active Traction Control (ATC)
Reinforced Impact Safety Evolution (RISE) body
Intrusion minimizing brake pedal
Reverse parking sensors
Reverse camera
3 point Emergency Locking Retractor (ALR) seatbelts (all seating positions)
Auto Locking Retractor (ALR) seatbelts on outbound 2nd row seats
Front seatbelt pretensioners & force limiters
Front seatbelt height adjustable shoulder anchorages
Seatbelt warning lamp – driver & front passenger
Child proof rear door locks
Child restraint anchorage points
Illuminated hazard switch
Hill Start Assist (HSA)
Power brake booster with emergency brake assist system
ISO-Fix child seat mountings

Security

Anti-theft encrypted engine immobilizer
Theft protection alarm
Cargo blind
Auto relock function for central door locking
Diamond Advantage Roadside Assist

Outlander PHEV ASPIRE AWD (additional to PHEV AWD)

Exterior

Chrome door handles
Chrome side window garnish

Interior

Decorative outer scuff plate

Comfort

Electric sunroof with slide and tilt

Storage

Seat back pocket – driver and passenger
Power tailgate

Seating

Leather seat facings
Power driver seat
Heater front seats

Safety

Forward Collision Mitigation (FCM)
Adaptive Cruise Control (ACC)

EV Remote System

Smartphone app

COLOUR YOUR OUTLANDER PHEV

(M) Metallic (P) Pearlescent (S) Solid



White (S)

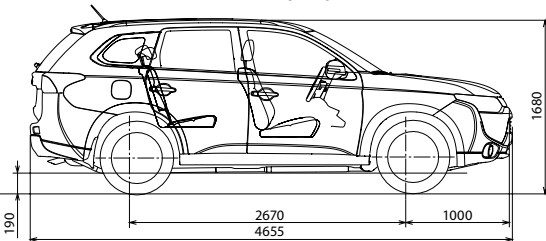


Starlight (P)



Black (P)

Outlander PHEV Dimensions (mm)



Interiors



PHEV ASPIRE –
Black leather



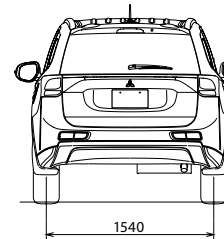
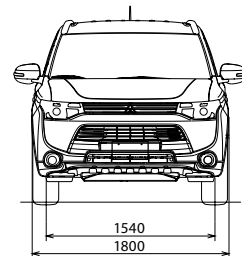
PHEV –
Black fabric & combination
leather-look material



Titanium (M)



Arctic Silver (M)



Key Specifications

Engine	2.0L MIVEC	
Maximum power	87kW@4500rpm	
Maximum torque	186Nm@4500rpm	

Battery & Motors		
Battery	Type	Lithium-ion
	Total Voltage Capacity	300v 12kWh

Front Motor	Max Output Torque	60kW 137Nm
-------------	-------------------	---------------

Rear Motor	Max Output Torque	60kW 195Nm
------------	-------------------	---------------

Charging Time	Regular	5 hours
---------------	---------	---------

Performance	
Fuel Consumption ² ADR81/02 (Litres per 100kms) combined	1.9
CO2 (g/km)	44
Electricity consumption (Wh/km)	134
Electricity driving range (km/charge)	52

Maximum Towing Capacity ¹	
With trailer brakes (kg)	1,500
Without trailer brakes (kg)	750

Cargo Area	
Width (mm)	1,306
Width between wheel arches (mm)	974
Height (mm)	852
Length with rear seats folded (mm)	1,741
Capacity with rear seats folded (L)	888

Loads	
Gross Vehicle Mass (kg)	2,310
Kerb Mass (kg)	1,810

1. Subject to state regulations and towbar design. A Weight Distribution Hitch (WDH) is recommended for towbar downloads exceeding 135kg. For further information, please refer to the Outlander PHEV owners manual.

2. These figures are obtained from controlled tests conducted by Mitsubishi Motors Australia to Australian Design Rule ADR81/02 and are provided to assist you in comparing the fuel consumption of Outlander PHEV with other vehicles.

†5 year or 100,000km New Vehicle Warranty (whichever comes first). Service conditions apply. *4 years or 60,000km Capped Price Servicing (whichever occurs first). Covers all items specified under the standard "Maintenance for normal operating conditions" scheduled detailed in the service and warranty booklet.

Additional service/repair items (if required) are at additional cost. ^1 year Roadside Assist (Service conditions apply). For purchases of new Mitsubishi vehicles after 1st October 2012, your initial 12 month roadside assist will be extended for a period of 12 months from the date of the most recent eligible Capped Price Service for that vehicle performed at an authorised Mitsubishi PHEV dealer. Roadside assist, if extended in accordance with these items, is available for a maximum of up to 5 years. Conditions apply. Offer subject to change without notice. Excludes Government, Rental and National Fleet customers.

Always consult your authorised Mitsubishi Dealer for the latest details on specifications, options, prices, availability and conditions on New Vehicle warranty. All product illustrations and specifications referred to herein are believed to be correct at the time of publication approval. Subject to any applicable Federal, State or Territory Laws or ordinances, which may apply from time to time, Mitsubishi Motors Australia Limited reserves the right, without notice, or obligation, to discontinue or make changes to designs, specifications, colours and materials of the options and products referred to herein at any time without incurring any liability to any purchaser thereof.

© Mitsubishi Motors Australia Limited. ABN 53 007 870 395 PHEV0414 MIT0320 14.5MY April 2014

LOVE THAT CAR