

OUTLANDER



OUTLANDER

BUILT FOR GROWING FAMILIES

Life is busy so let the family-friendly, feature-packed SUV that can handle the pace join your family.

Elegant and powerful, luxurious and technologically advanced, Outlander is where capability meets versatility. Packed with family sized cabin and luggage space plus a choice of five or seven seats. Outlander's advanced technology keeps you entertained as it does connected.

Comfort is also knowing you're keeping your family safe with highly advanced safety features. So, wherever you're going and whoever you're taking, Outlander is built for the time of your life.

OUTLANDER, BUILT FOR THE TIME OF YOUR LIFE.

Since 1917 Mitsubishi Motors has been at the forefront of technological innovation. Having launched the inventive Super-Select 4WD system and the world's first Plug-in hybrid electric SUV, our vehicles have been tested, trialled and triumphant in some of the earth's toughest terrain including the Dakar rally. These engineering milestones, together with our commitment to reliability and ingenuity sets us apart. As we continue to move forward, pushing the boundaries of innovation, you can rest assured your Mitsubishi has been built for the time of your life.

Outlander, from Mitsubishi's ever reliable Mitsubishi SUV range.



ASX

Eclipse Cross

Outlander

Pajero Sport

Pajero

Triton





OUTLANDER

BUILT FOR YOUR EVERYDAY GETAWAY

What's on this weekend? From camping trips to a day at the beach, the kids' footy finals or loading up for that big weekend project, Outlander's versatility has every mission covered.

OUTLANDER INTERIOR

The luxurious interior has been designed so that everything is within arm's reach, while still creating a feeling of open space and comfort.

Sink back and be surrounded by interior indulgence. Premium finishes that include leather seat facings*, heated front seats#, a sleek piano black instrument panel and a silver stitched leather bound steering wheel with phone, audio and cruise control switches. A camera switch is also on hand in Exceed models.

AN OUTLANDISH NUMBER OF FEATURES

- + Time to connect. Smartphone Link Display Audio (SDA)^ is a true extension of your smartphone via Android Auto™¹ or Apple CarPlay². Connected to a 7" touchscreen, you can access your phone's compatible Apps and get directions, make calls, send and receive messages and listen to music from any source including DAB+ radio. With a smartphone storage tray and USB connectors in the centre console, everything is taken care of. To ensure safety while you drive, the primary call and music streaming functions can be controlled by voice command or by steering wheel controls, so your eyes stay focused on the road ahead.
- + Outlander's roomy interior gives your family generous head and legroom as well as plenty of in-cabin storage space including a handy 12V socket in the rear cargo area.
- + Both the second row and third row seats (7 seat models) can be easily re-arranged and with reclining seatbacks, make for a comfortable ride. You can even fold down all rear seats to create a large, flat luggage area for that weekend away.
- + Built for busy hands, the Exceed's power tailgate* conveniently opens and closes with the touch of your Smart Key#.
- + Dual zone climate control means you can regulate temperature for the driver and front passenger.
- + Ensure a comfortable ride using tilt and telescopic steering to find your optimum driving position.
- + For added convenience, AWD models feature a Brake Auto Hold switch that allows the vehicle to be held stationary without the need to keep your foot on the brake, along with a convenient push button electric park brake.

*Exceed model only. #LS and Exceed models. ^Smartphone Link Display Audio (SDA) supports Android™ 5.0 or higher / iOS 8.0 or higher for use with Android Auto™ / Apple CarPlay. Smartphone Link Display Audio will not operate in areas with no service signal and may not operate in supported areas where the signal is weak. Users are responsible for all charges incurred using smartphones and iPhones to connect to Android Auto™ and CarPlay respectively. Some functions may not be available for use depending on the user's location. Only compatible Apps can be used. 1. Android™ and Android Auto™ are trademarks of Google Inc. 2. Apple CarPlay and iPhone, are trademarks of Apple Inc., registered in the U.S. and other countries.

OUTLANDER



Exceed model shown



OUTLANDER

**OUT AND
OUT STYLE**



Exceed model shown

OUTLANDER



Outlander's distinctive lines and bold presence make a statement on the road. Stylish and sophisticated its contemporary dynamic shield grille and streamlined shark fin antenna will turn heads. Every where you look at it, thoughtful design and innovation is on display.

- + 18" alloy wheels and LED Daytime Running Lamps and tail lights reflect Outlander's cool, distinctive style.
- + Sun-day drivers will love Outlander Exceed's sunroof* which gives your passengers a whole new perspective, filling the interior with light and a feeling of space.
- + Exceed and LS' handy Smart Key† lets you lock and unlock doors, open the tailgate and even start the engine with the touch of a button, all while your Smart Key is tucked safely in your bag or pocket.

+ ES ADAS, LS and Exceed models are equipped with front wipers that activate automatically when moisture is detected on the windscreen, allowing you to keep your hands on the wheel and your focus on the road aheadˆ.

+ Dusk sensing headlampsˆ automatically illuminate in fading light or when travelling through a tunnel.

+ See what a difference the automatic high beam systemˆ on ES ADAS, LS and Exceed models makes at night. It detects both the headlights of oncoming vehicles and the tail lights of vehicles ahead, automatically switching between high and low beams.

+ Privacy glass† on the back and rear windows help keep your interior hidden from prying eyes, while protecting your passengers against UV rays.

OUTLANDER

BUILT FOR THE ROAD AHEAD

Whether you're a petrol or diesel fan, the Mitsubishi Outlander has you covered. Choose the 2WD with its zippy 2.0L petrol engine, or the 2WD or AWD with the punchy 2.4L petrol option. Either way, you won't be disappointed.

The power from the 2.0L is delivered through a 5 speed manual transmission. The 2.4L comes standard with the CVT auto which has infinitely variable gear ratios to allow the engine to always operate at the optimum RPM, irrespective of the vehicle's speed. This maximises power and economy, ensuring a smooth, stable ride with seamless gear changes.

If fuel economy is king, Outlander AWD has the option of a 2.2L Direct Injection Diesel, which uses an exceptionally low 6.2 litres per 100km[^]. While at the same time producing a powerful 110kW and a huge 360Nm of torque. Channelling this through a smooth 6 speed auto transmission results in an effortless driving experience in all situations.

ELECTRONIC CONTROL AWD[†]

Outlander performs no matter what surface you're on. The Electronic Control AWD uses a variety of intuitive sensors to maximise driver control to improve acceleration and stability performance. Highly advanced, this system has evolved so your intention as the driver is conveyed through all four wheels.

THREE DRIVING MODES

To balance fuel economy and driving performance.

4WD ECO – Fuel efficient mode

Designed for economical driving. The usual driving mode is 2WD for economy but AWD will engage depending on wheel slip.

4WD AUTO – Normal mode

This mode automatically controls the distribution of driving torque to all four wheels according to the driving conditions.

4WD LOCK – High ground covering ability

This mode is for driving in slippery conditions such as snow covered roads or sand.

The large amount of driving torque that is applied to the rear tyres increases traction and powerful driving is possible across all ranges.

A SMOOTHER ROAD AHEAD

Outlander is equipped with superior stability, handling and ride comfort for smoother all-round driving. A wide track and long wheelbase provides a sturdy foundation while the MacPherson strut front and multi link rear suspension glides you over road bumps and uneven off-road conditions. Outlander's shock absorbers and stabilisers are precision tuned for sporty performance, ensuring superior cornering and sure footed stability.

ECO DRIVE SUPPORT SYSTEM

With Outlander, it's easy being green. The ECO Drive Support System lets you review driving information for each time period you designate. The Outlander even displays a gauge that gives you a rating on a scale of 5 stars to show your car's performance[~].



OUTLANDER



Exceed model shown

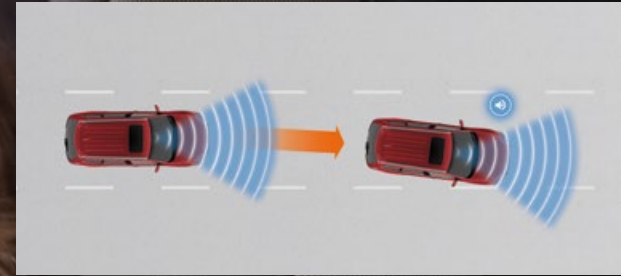
OUTLANDER

BUILT FOR PEACE OF MIND

There's nothing more important to us than the safety of you and your family. Significant safety features coupled with Mitsubishi's Reinforced Impact Safety Evolution (RISE) body have earned Outlander the maximum ANCAP safety rating of 5 stars so you can rest assured you're driving one of the safest cars on the road.



TESTED
2014 ★ ★ ★ ★ ★



Lane Departure Warning (LDW)*

Lane Departure Warning uses a camera to issue an audible alert and shows a warning on the multifunction display if your vehicle drifts from its lane while the turn signals are not operating.



Rear Cross Traffic Alert (RCTA)*¹

Outlander Exceed's Rear Cross Traffic Alert system helps detect a moving vehicle when reversing. It alerts you via a buzzer sound, and an indicator light appearing in the combination meter and a blinking light in the side door mirror.



Ultrasonic misacceleration Mitigation System (UMS)*²

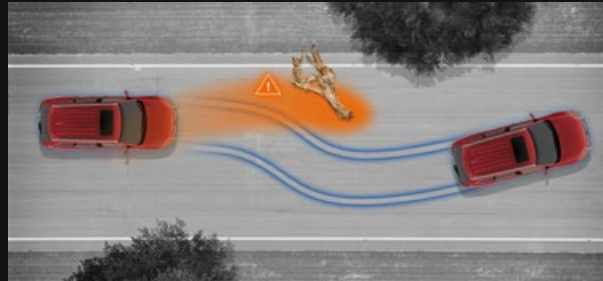
The Outlander Exceed's Ultrasonic misacceleration Mitigation System reduces the chance and severity of hitting obstacles 4m in front or behind a vehicle when a driver mistakenly presses the accelerator when stationary or at speeds of up to 10km/h.

#ES ADAS, LS & Exceed models. *Exceed model only. Please drive safely and never rely solely on these systems while driving. 1. Do not rely solely on this system, which may not detect all moving vehicles in certain conditions. Drivers are fully responsible for their own safe driving. 2. Ultrasonic misacceleration Mitigation System (UMS) may not activate in some situations. The engine output control activates when driving; 0-10km/h (not in N or P Position); obstacle/vehicle is within approx. 4m range; accelerator pedal is pushed hard or abruptly; driver is not turning to avoid obstacle/vehicle. The detection and control capabilities of UMS are supplementary only and do not prevent misacceleration in every situation.



Active Traction Control (ATC)

Active Traction Control (ATC) helps the Outlander maintain traction on the most slippery or rugged surfaces. ATC automatically controls the engine's output – so driving wheels are prevented from spinning. Sensing loss of traction in independent wheels, ATC applies braking force to that particular wheel and sends extra power and torque to other wheels with traction, to keep the vehicle moving and in control.



Anti-lock Braking System (ABS)

Outlander is equipped with an Anti-lock Braking System (ABS) which allows the driver to maintain steering control of the vehicle and manoeuvre around obstructions in heavy braking conditions.



Multi Around Monitor*

Mitsubishi Outlander Exceed's Multi Around Monitor provides a 360° bird's-eye view of your car. The views from cameras mounted on the front, rear and sides of the vehicle (including bird's-eye view) can be displayed in various combinations to reveal what is in blind spots and help you park more safely.



Active Stability Control (ASC)

Active Stability Control (ASC) intuitively recognises when you over-steer or under-steer and applies brake force to appropriate wheels to keep you stable through corners.



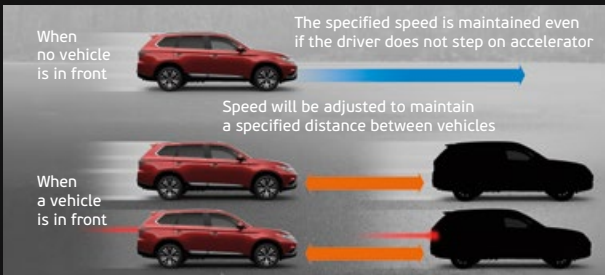
Blind Spot Warning (BSW)³ and Lane Change Assist (LCA)**³**

Change lanes with confidence with the Outlander Exceed's Blind Spot Warning system. In addition, the Lane Change Assist system sounds an audible alert and displays a blinking warning in the door mirror when the system detects a high collision probability with a vehicle coming from behind moving to the same direction within 3.5m from Outlander's side or 70m from its rear bumper.



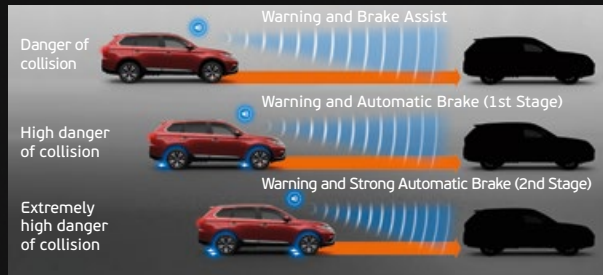
Hill Start Assist (HSA)

Steep city streets or congested shopping mall ramps are no longer a problem with Outlander's Hill Start Assist (HSA) technology. It prevents the car from rolling backwards by maintaining braking force to give you time to move your foot from brake to accelerator.



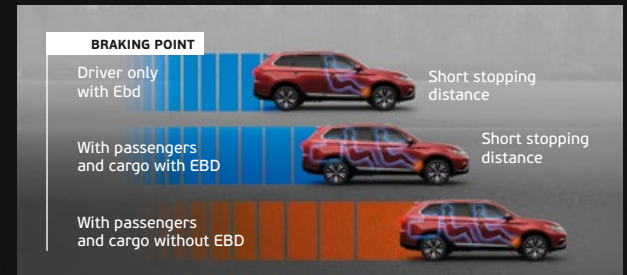
Adaptive Cruise Control (ACC)*

Your Mitsubishi Outlander has intuitive technology to help guide you on the road. Adaptive Cruise Control (ACC) uses radar technology to detect any cars in the lane ahead and adjusts the speed of your car accordingly while maintaining a safe distance set by you.



Forward Collision Mitigation (FCM)⁴**

Mitsubishi Outlanders fitted with the Forward Collision Mitigation system, offer extra peace of mind. It detects obstructions ahead and issues a visual and audio alert when there is danger of collision, automatically applying the brakes to avoid collision or reduce impact.



Electronic Brakeforce Distribution (EBD)

Electronic Brakeforce Distribution (EBD) works hand-in-hand with Outlander's ABS computer to assess load and distribute braking force between the front and rear wheels. When you have a load in the rear, it helps you stop in a shorter distance than with standard brakes.

#ES ADAS, LS & Exceed models. *Exceed model only. Please drive safely and never rely solely on these systems while driving. 3. The detection and control capabilities of BSW and LCA are supplementary only and do not warn you of vehicles in blind spots in every situation. BSW and LCA may not activate in some situations. 4. The detection and control capabilities of FCM are supplementary only and do not prevent collisions in every situation. Please read the operation manual carefully and be aware of these limitations.

	2WD Petrol				AWD Petrol				AWD Diesel	
	ES 5 SEAT MAN	ES 7 SEAT CVT	ES ADAS 5 SEAT CVT	LS 7 SEAT CVT	ES 7 SEAT CVT	ES ADAS 5 SEAT CVT	LS 7 SEAT CVT	EXCEED 7 SEAT CVT	LS 7 SEAT AUTO	EXCEED 7 SEAT AUTO
Cruise control	■	■	■	■	■	■	■	■	■	■
Central door locking with keyless entry	■	■	■	■	■	■	■	■	■	■
Smart Key	—	—	—	—	—	—	■	■	■	■
One touch start system	—	—	—	■	—	—	■	■	■	■
Power windows front and rear (auto up & down)	■	■	■	■	■	■	■	■	■	■
Power door mirrors	■	■	■	■	■	■	■	■	■	■
Steering wheel audio controls	■	■	■	■	■	■	■	■	■	■
Steering wheel cruise control switches	■	■	■	■	■	■	■	■	■	■
Steering wheel phone controls	■	■	■	■	■	■	■	■	■	■
Steering wheel camera switch	—	—	—	—	—	—	■	—	■	■
Automatic dusk sensing headlamps	—	—	■	■	—	—	■	■	■	■
Automatic rain sensing wipers	—	—	■	■	—	—	■	■	■	■
Variable intermittent windscreen wipers	■	■	■	■	■	■	■	■	■	■
Intermittent rear wiper and washer	■	■	■	■	■	■	■	■	■	■
Front map lamps	■	■	■	■	■	■	■	■	■	■
Interior lamps with time delay	■	■	■	■	■	■	■	■	■	■
Cargo area lamps	■	■	■	■	■	■	■	■	■	■
Coat hook	■	■	■	■	■	■	■	■	■	■
Sunvisor with illuminated mirrors and ticket holders	■	■	■	■	■	■	■	■	■	■
Accessory power socket	■	■	■	■	■	■	■	■	■	■
Tachometer	■	■	■	■	■	■	■	■	■	■
ECO Drive Support System	■	■	■	■	■	■	■	■	■	■
ECO Mode Switch	■	■	■	■	■	■	■	■	■	■
ECO Drive Assist Indicator	■	■	■	■	■	■	■	■	■	■
ECO Score Indicator	—	■	■	■	■	■	■	■	■	■
Remote fuel filler release	■	■	■	■	■	■	■	■	■	■
Remote boot release	■	■	■	■	■	■	■	■	■	■
Welcome light	■	■	■	■	■	■	■	■	■	■
Coming home light	■	■	■	■	■	■	■	■	■	■
Floor console with storage box and lid	■	■	■	■	■	■	■	■	■	■
Door pockets — front and rear	■	■	■	■	■	■	■	■	■	■
Cup and bottle holders	■	■	■	■	■	■	■	■	■	■
Sunglasses storage	■	■	■	■	■	■	■	■	■	■
Seat back pocket — driver	—	—	—	—	—	—	—	—	—	■
Seat back pocket — passenger	■	■	■	■	■	■	■	■	■	■
Fully trimmed cargo area	■	■	■	■	■	■	■	■	■	■
Power tailgate	—	—	—	—	—	—	—	■	—	■
Cargo blind	—	—	—	■	—	—	—	■	—	■
Seating capacity	5	7	5	7	7	5	7	7	7	7
Cloth seat trim	■	■	■	—	■	■	—	—	—	—
Microsuede with leatherette bolsters	—	—	—	■	—	—	—	—	■	—
Leather seat facing	—	—	—	—	—	—	—	■	—	■
Front Seats										
Bucket seats	■	■	■	■	■	■	■	■	■	■
Slide and recline adjustment	■	■	■	■	■	■	■	■	■	■
Power driver seat	—	—	—	■	—	—	—	■	—	■
Heated front seats	—	—	—	■	—	—	—	■	—	■
Driver seat height adjustment	■	■	■	■	■	■	■	■	■	■
Height adjustable headrests	■	■	■	■	■	■	■	■	■	■
Second row seats										
Recline and tumble fold function	■	■	■	■	■	■	■	■	■	■
Centre armrest with cupholders	■	■	■	■	■	■	■	■	■	■
Height adjustable headrests	3	3	3	3	3	3	3	3	3	3
60:40 split folding function/recline function	■	■	■	■	■	■	■	■	■	■
Third row seats										
50:50 split with recline adjustment	—	■	—	■	■	—	■	■	■	■

CONVENIENCE

STORAGE

SEATING

	2WD Petrol				AWD Petrol				AWD Diesel	
	ES 5 SEAT MAN	ES 7 SEAT CVT	ES ADAS 5 SEAT CVT	LS 7 SEAT CVT	ES 7 SEAT CVT	ES ADAS 5 SEAT CVT	LS 7 SEAT CVT	EXCEED 7 SEAT CVT	LS 7 SEAT AUTO	EXCEED 7 SEAT AUTO
Smartphone Link Display Audio with 7" touch screen	■	■	■	■	■	■	■	■	■	■
Android Auto™	■	■	■	■	■	■	■	■	■	■
Apple CarPlay	■	■	■	■	■	■	■	■	■	■
Digital Audio Broadcast (DAB+) radio	■	■	■	■	■	■	■	■	■	■
AM/FM radio	■	■	■	■	■	■	■	■	■	■
USB Media Control (MP3/WMA/AAC/FLAC/Vorbis/WAV)	■	■	■	■	■	■	■	■	■	■
2xUSB Input	■	■	■	■	■	■	■	■	■	■
6 speakers (includes 2 tweeters)	■	■	■	■	■	■	■	■	■	■
Bluetooth® phone connectivity & audio streaming with voice control	■	■	■	■	■	■	■	■	■	■
Multi information display — includes trip computer, outside temperature, average fuel consumption, altimeter, barometer, date, time	■	■	■	■	■	■	■	■	■	■
Driver & front passenger SRS airbags	■	■	■	■	■	■	■	■	■	■
Driver & front passenger side SRS airbags	■	■	■	■	■	■	■	■	■	■
Curtain SRS airbags	■	■	■	■	■	■	■	■	■	■
Driver knee airbag	■	■	■	■	■	■	■	■	■	■
Electronic Brakeforce Distribution (EBD)	■	■	■	■	■	■	■	■	■	■
Emergency Brake Assist System (EBA)	■	■	■	■	■	■	■	■	■	■
Smart Brake	■	■	■	■	■	■	■	■	■	■
Reinforced Impact Safety Evolution (RISE) body	■	■	■	■	■	■	■	■	■	■
Reverse camera	■	■	■	■	■	■	■	■	■	■
Reverse parking sensors	—	—	■	■	—	■	■	■	■	■
3 point Emergency Locking Retractor (ELR) seatbelts (all seating positions)	■	■	■	■	■	■	■	■	■	■
Front seatbelt pretensioners & force limiters	■	■	■	■	■	■	■	■	■	■
Front seatbelt height adjustable shoulder anchorages	■	■	■	■	■	■	■	■	■	■
Child proof rear door locks	■	■	■	■	■	■	■	■	■	■
Child restraint anchorage points	3	3	3	3	3	3	3	3	3	3
ISO—Fix child seat mountings	2	2	2	2	2	2	2	2	2	2
Adjustable speed limitation function with steering wheel control	■	■	■	■	■	■	■	■	■	■
Day/night rear view mirror	■	■	—	—	■	—	—	—	—	—
Electrochromatic rear view mirror	—	—	■	■	—	■	■	■	■	■
Shift lock with key interlock	■	■	■	■	■	■	■	■	■	■
Active Stability Control (ASC)	■	■	■	■	■	■	■	■	■	■
Active Traction Control (ATC)	■	■	■	■	■	■	■	■	■	■
Hill Start Assist (HSA)	■	■	■	■	■	■	■	■	■	■
Forward Collision Mitigation (FCM)	—	—	■	■	—	■	■	■	■	■
Adaptive Cruise Control (ACC)	—	—	■	■	—	■	■	■	■	■
Lane Departure Warning (LDW)	—	—	■	■	—	■	■	■	■	■
Ultrasonic misacceleration Mitigation System (UMS)	—	—	—	—	—	—	—	■	—	■
Auto High Beam (AHB)	—	—	■	■	—	■	■	■	■	■
Blind Spot Warning System (BSW)	—	—	—	—	—	—	—	■	—	■
Multi Around Monitor	—	—	—	—	—	—	—	■	—	■
Lane Change Assist (LCA)	—	—	—	—	—	—	—	■	—	■
Rear Cross Traffic Alert (RCTA)	—	—	—	—	—	—	—	■	—	■
Anti—theft encrypted engine immobiliser	■	■	■	■	■	■	■	■	■	■
Theft protection alarm	■	■	■	■	■	■	■	■	■	■
Steering lock	■	■	■	■	■	■	■	■	■	■
Auto relock function for central door locking	■	■	■	■	■	■	■	■	■	■

AUDIO AND MEDIA

SAFETY

MITSUBISHI INTUITIVE TECHNOLOGY

SECURITY

PERSONALISE YOUR OUTLANDER

Make your Mitsubishi Outlander truly your own – an expression of your active lifestyle with Genuine Accessories. Mitsubishi Genuine Accessories go through an extensive program of design, development and stringent testing to ensure they meet all applicable government standards as well as Mitsubishi's own rigorous engineering specifications and performance targets. Using Mitsubishi Genuine Accessories will ensure you get the best quality accessories that are both as durable and reliable as the Mitsubishi you drive. If it's not genuine, don't risk it.





Front Airdam



Side Airdam



Rear Airdam



Towbar Package



Front Parking Assist Sensors



Enginehood Emblem



Chrome Door Edge Mouldings



Sports Rear Spoiler




Chrome Door Handle Covers



Tailgate Protector



Rear Bumper Protection Plate



Roof Racks



Thule Bike Carrier



Thule Ski Carrier



Nudge bar with integrated LED light bar



Thule Luggage Pod



Outer Scuff Plates



Outer Scuff Plates Illuminated



Dashboard Accent Panel - Silver



Floor Mats - Available in Carpet and Rubber



Neoprene Seat Covers - Front, Rear and Third Row Seats



Cargo Liner 7 Seat - Hard Plastic



Cargo Liner 5 Seat - Hard Plastic



Cargo Blind



Cargo Barrier - Forward Position Displayed

**MITSUBISHI
DIAMOND
ADVANTAGE
GENUINE ACCESSORIES**

**NOT GENUINE?
DON'T RISK IT.**

Mitsubishi genuine accessories have been designed to maintain the integrity of your vehicle and work with all driving systems. Please ensure if fitting non-genuine accessories that they do not interfere with any of the vehicle safety sensors as this may lead to system malfunction and/or false activation. Some accessories are not offered by Mitsubishi on certain models as they interfere with vehicle safety sensors. GENUINE ACCESSORY WARRANTY Mitsubishi Motors Australia Limited warrants that Genuine Accessories will be free from defects in materials under conditions of normal use and service within Australia. When Genuine Accessories are fitted prior to the owner taking delivery of the Vehicle, Genuine Accessories are covered by a 36 months or 100,000km Warranty. When Genuine Accessories are fitted after the owner has taken delivery of the new Vehicle, Genuine Accessories are warranted for whichever is the greater of the following • The balance of 36 months or 100,000km (whichever occurs first) from date of vehicle delivery; or • 12 months or 20,000km (whichever occurs first) from date of fitment. Pictures shown for illustration purpose and may not be product specific. Please check with your Mitsubishi dealer for specific model applications.

COLOUR



White



Starlight (P)



Red (M)



Black (P)



Sterling Silver (M)



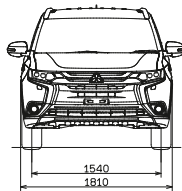
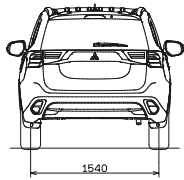
Ironbark (M)



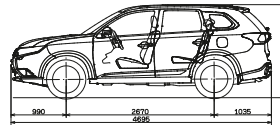
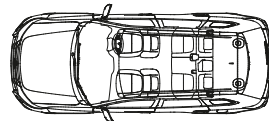
Titanium (M)

(M) Metallic
(P) Pearlescent
Optional extras

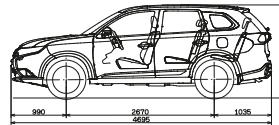
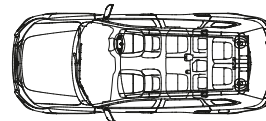
EXTERIOR DIMENSIONS (MM)



5 Seats



7 Seats



Book a
test drive




Build
& Price


UPHOLSTERY



Exceed
– Black high grade leather seat facings



LS
– Microsuede with leatherette bolsters



ES, ES ADAS
– Black Cloth

**MITSUBISHI
DIAMOND
ADVANTAGE**

All Mitsubishi Motors vehicles come with the Mitsubishi Diamond Advantage[^] – Warranty, Capped Priced Servicing and Roadside Assistance so that no matter where the road takes you, we will be there with you. Ask your Dealer or visit mitsubishi-motors.com.au to find out more.

[^]Conditions apply. Excludes Government, Rental and National Fleet customers. See mitsubishi-motors.com.au for further information. Always consult your authorised Mitsubishi Dealer for the latest details on specifications, options, prices, availability and conditions on New Vehicle warranty. All product illustrations and specifications referred to herein are believed to be correct at the time of publication approval. Subject to any applicable Federal, State or Territory Laws or ordinances, which may apply from time to time, Mitsubishi Motors Australia Limited reserves the right, without notice, or obligation, to discontinue or make changes to designs, specifications, colours and materials of the options and products referred to herein at any time without incurring any liability to any purchaser thereof © Mitsubishi Motors Australia Limited. ABN 53 007 870 395 OUT0718 19MY MMA0757