

# PAJERO



MITSUBISHI  
MOTORS

Drive your Ambition



# BUILT FOR ADVENTURE

Mitsubishi Pajero's high quality features, ultimate performance and revolutionary technology have made it a legend since 1983. With all the elegance and luxury you desire, its unstoppable nature has been tested to triumph over and over in the most gruelling conditions in the Dakar Rally. Whatever you put in front of Pajero, it will prevail. Comfortable and inviting, tough and reliable, Pajero will give you the confidence to go anywhere your heart and spirit desires. This is not just an SUV, it's a way of life.

## PAJERO, BUILT FOR THE TIME OF YOUR LIFE

Since 1917 Mitsubishi Motors has been at the forefront of technological innovation, having launched the innovative Super-Select 4WD system and the world's first Plug-in hybrid electric SUV our vehicles have been tested and triumphed in some of the most gruelling and toughest terrain on earth including the Dakar rally. These engineering milestones and our commitment to reliability and ingenuity set us apart from the competition. As we continue to move forward, pushing the boundaries of innovation, you can rest assured your Mitsubishi has been built for the time of your life.

**Pajero, is part of the all-thrilling, ever reliable Mitsubishi SUV range.**



ASX

Eclipse Cross

Outlander

Pajero Sport

Pajero

Triton









# TO BE ACTIVE, YOU NEED PLENTY OF ROOM

- + Smartphone Link Display Audio (SDA)<sup>#</sup> - Pajero's Smartphone Link Display Audio (SDA) technology is a true extension of your smartphone via Android Auto<sup>TM1</sup> or Apple CarPlay<sup>2</sup>. Connected to Pajero's 7" touchscreen, you can access your phone's compatible apps and get directions, make calls, send and receive messages and listen to music. To ensure safety while you drive, the primary call and music streaming functions can be controlled by voice command or by steering wheel controls, so your eyes stay focused on the road ahead.
- + Pajero Exceed's Rockford Acoustic Design<sup>TM</sup> premium sound system\* will turn your cabin into a concert hall. This system delivers an impressive 860 watts, with 12 surround-sound speakers and an integrated 10-inch subwoofer. It has HDMI and two USB inputs along with AM/FM/DAB radio to really amplify your driving experience.





- + Pajero offers generous head and leg room for up to seven occupants with versatile seating arrangements to match your carrying needs. Third row seats are easily stowed under the cargo floor to create a wide, flat storage space or removed completely to give you a convenient underfloor compartment. Second row seats can also be folded to provide space for nearly anything you want to bring along for the ride.
- + Exceed's soft leather seat facings are ergonomically designed. Heated power front seats offer that extra piece of indulgence.\*

- + The silver and leather gearshift knob, meter detailing, soft dash panel, door trims and rich materials add elements of prestige.
- + The leather four-spoke steering wheel with cruise control, phone and audio controls provide effortless freedom for smoother driving.
- + The Multi-Information Display keeps you in touch with essential information including outside temperature, trip computer, average fuel consumption, altimeter, barometer, date and time.

- + Automatic climate control with rear seat controls allow passengers from the second row seats to set both air flow speed and temperature for the rear section, providing a more comfortable ride for everyone.
- + Electric sunroof with slide and tilt on Exceed models makes the sky the limit, inviting in the light, space and awe of the great outdoors.\*



\*Exceed model only. #Smartphone Link Display Audio (SDA) supports Android 5.0 or higher/iOS 8.0 or higher for use with Android Auto / Apple CarPlay. Smartphone Link Display Audio will not operate in areas with no service signal and may not operate in supported areas where the signal is weak. Users are responsible for all charges incurred using smartphones and iPhones to connect to Android Auto and CarPlay respectively. Some functions may not be available for use depending on the user's location. Only compatible Apps can be used. Exceed model shown 1. Android and Android Auto are trademarks of Google Inc. 2. Apple CarPlay and iPhone, are trademarks of Apple Inc., registered in the U.S. and other countries.



# STYLE, PERFORMANCE AND ATTITUDE







Pajero is king of the road with its striking exterior featuring a chrome radiator grille, 18" alloy wheels, side steps, a bold bumper, while integrated fog lamps and LED Daytime Running Lamps are intelligent companions in the most difficult terrain. This is a vehicle that looks as tough as the environment it rules, with style of its own that is at home anywhere.

- + LED Daytime Running Lamps, two front fog lamps, a rear fog lamp and HID headlamps with auto levelling\* help keep you visible and light the way ahead.
- + 18" alloy wheels add to the appeal of Pajero's bold exterior.
- + Stylish and practical, side steps give you a welcome lift.
- + Chrome heated door mirrors will clear fog, and approach lights and side turn-indicators clearly highlight your every move.
- + Pajero's keyless entry system makes it easier to lock and unlock the doors and tailgate and can even fold and unfold the door mirrors.



# POWER TO MEET ANY CHALLENGE ANYWHERE



45°


Incline Angle (Degrees)

Fording Depth (mm)



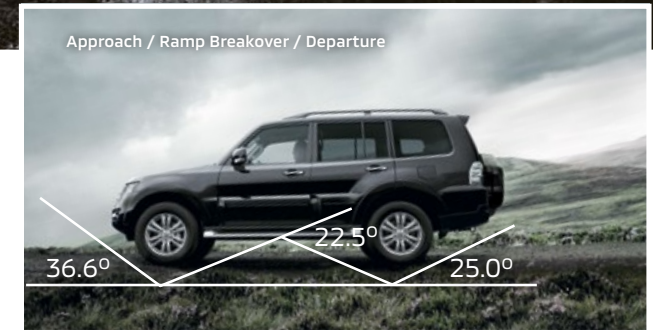
700mm

Climbing Angle (Degrees)



35°

Approach / Ramp Breakover / Departure



36.6°

22.5°

25.0°

## Powerful fuel efficient common rail turbo diesel engine

As a Pajero driver you expect a responsive, reliable engine with enough strength and muscle to conquer the most punishing terrain. The advanced 3.2 litre Common Rail Direct Injection Diesel (DiD) engine gives you the power, in the most fuel-efficient way, to go anywhere quickly, smoothly and quietly delivering 141kW of power and 441Nm of torque.

## Monocoque body with built-in ladder frame

There are many benefits of owning a Pajero, not least the unprecedented combination of all-terrain control and luxury sedan comfort that the intelligent combination of a lightweight and highly rigid monocoque body with built in ladder frame delivers.

## INVECS II with Sports Mode

The intelligent and Innovative Vehicle Electronic Control System (INVECS II) is Pajero's smooth, smart-thinking five speed automatic gearbox. When Sports Mode is engaged the transmission delivers the excitement of a manual shift with responsive, sporty and dynamic performance offering superior acceleration and overtaking with the touch of the shifter.





### Independent rear suspension

Pajero's rally-proven front double wishbone and multi-link rear suspensions use coil springs and stabiliser bars to ensure each wheel moves independently of its pair on the opposite side of the axle. The result is impressive road handling and great stability even over the toughest off-road conditions.

### 3 tonne towing

Towing your boat, caravan or trailer is a breeze with Pajero's impressive power and torque providing a comfortable 3,000kg<sup>^</sup> towing capacity.

## 4WD CAPABILITY



**2H (2WD High Range)**  
For normal road conditions.\*



**4H (Full Time 4WD)**  
For rough roads and hazardous conditions.\*



**4HLC (4WD High Range with locked centre differential)**  
For rugged terrain with low-grip surfaces.\*



**4LLC (4WD Low Range with locked centre differential)**  
For steep hills, sand, deep snow, etc.

## SUPER SELECT II 4WD



With its Super Select II 4WD system, staying in control is second nature to Pajero. Delivering performance under the most challenging driving conditions and rugged terrains, this advanced

technology provides the option of four driving modes: 2WD High Range, Full Time 4WD and High and Low Range 4WD with locked centre differential.

### Rear differential lock

For extreme and low traction surfaces including sand, thick mud, snow-covered or rocky ground, Pajero's rear differential lock delivers the traction and handling needed to prevent wheel slip and navigate treacherous situations.

\*Subject to state regulations and towbar designs. A Weight Distribution Hitch (WDH) is recommended for towball downloads exceeding 135kg. For further information please refer to the Pajero Owner's manual.

\*Pajero's advanced SS4 II lets you shift between 2H, 4H and 4HLC modes at speeds of up to 100kph. 4WD operation requires special driving skills. Please read the owner's manual and drive safely.



**GUIDE. PROTECT. CONNECT.**


# MiTEC

Mitsubishi Motors Intuitive Technology or MiTEC, is an integrated system^ of brilliant innovations in action, working in unison to guide and protect, alert and connect, even entertain. It thinks like you, reacts like you, before you even know it. MiTEC delivers unsurpassed safety and next generation features to the modern-day driver.

These significant safety features coupled with Mitsubishi's Reinforced Impact Safety Evolution (RISE) body have earned Pajero the maximum ANCAP safety rating of 5 stars so you can rest assured you're driving one of the safest cars on the road.







**Active Stability Control**

Mitsubishi's Active Stability Control intuitively recognises when you over-steer or under-steer and applies brake force to appropriate wheels to keep you stable through corners.



**Active Traction Control**

Mitsubishi's Active Traction Control helps maintain traction on most slippery or rugged surfaces. Active Traction Control automatically controls the engine output – so driving wheels are prevented from spinning. Sensing loss of traction in independent wheels it then applies braking force to that particular wheel and sends extra power and torque to other wheels with traction, to keep the vehicle moving and in control.



**Auto High Beam\***

Mitsubishi's Auto High Beam detects both the headlights of oncoming vehicles and the tail lights of vehicles ahead, automatically switching between high or low beams.




**Auto Dusk Sensing Headlamps\***

Mitsubishi's Dusk Sensing Headlamps automatically illuminate in fading light or when travelling through a tunnel, allowing you to keep your hands on the wheel and your focus on the road ahead.



**Auto Rain Sensing Wipers\***

Mitsubishi's Rain Sensing Wipers activate automatically when moisture is detected on the windscreen, allowing you to keep your hands on the wheel and your focus on the road ahead.



**Multi-mode ABS with EBD and EBA**

Pajero's Anti-lock Braking System is fitted with Electronic Brakeforce Distribution and Emergency Brake Assist ensuring even, efficient distribution of braking power to each wheel, regardless of cargo or passenger load and road surface. It's all about maximising braking power and driving stability for your care.



**Reverse Camera & Sensors\***

Mitsubishi's Reverse Camera and Parking sensors assist when parking in tight spots. Sensors detect and warn you if you're getting too close to objects behind you when reversing into a parking space.



#Exceed model only. \*GLS and Exceed models only.



# KEY SPECIFICATIONS AND FEATURES

KEY	Standard
■	Standard
–	Not available

MECHANICAL			
	GLX	GLS	EXCEED
	AUTO	AUTO	AUTO
<b>Engine</b>			
Type	3.2L 4M41 DID Turbo Diesel		
Size (L)	3.2		
Compression ratio	16.0:1		
Displacement (cc)	3200		
Bore x Stroke (mm)	98.5 x 105.0		
Maximum Power (kW@rpm)	141 @ 3800		
Maximum Torque (Nm@rpm)	441 @ 2000		
Fuel Type	Diesel		
Fuel consumption (ADR 81/02per 100km)*	9.1		
CO2 - g/km	240		
Fuel tank capacity (L)	88		
<b>Transmission</b>			
Type	Auto		
Number of speeds	5		
Manual shift mode	■		
Gear ratio 1st	3.520		
2nd	2.042		
3rd	1.400		
4th	1.000		
5th	0.716		
Reverse	3.224		
Rear axle ratio	3.692		
4WD transfer box - High / Low ratio	1.000 / 1.900		
Super Select II 4WD	■	■	■
Rear differential lock	■	■	■
<b>Chassis</b>			
Front brakes	Ventilated disc		
Rear brakes	Ventilated disc		
Front suspension	Double wishbone, coil spring & stabiliser bar		
Rear suspension	Multi-link, coil spring & stabiliser bar		
<b>Wheels and Tyres</b>			
Wheel type	Alloy		
Wheel size (inches)	18 x 7.5J		
Tyre size	265/60R18 110H		
Spare wheel type	Full size - Alloy		

	GLX	GLS	EXCEED
	AUTO	AUTO	AUTO
<b>Exterior Dimensions</b>			
Overall length (mm)	4900		
Overall width (mm)	1875		
Overall height (mm)	1900		
Wheelbase (mm)	2780		
Turning circle, kerb to kerb (m)	11.4		
Approach angle (degrees)	36.6		
Departure angle (degrees)	25.0		
Ramp breakover angle (degrees)	22.5		
Ground clearance (mm)	225		235
Fording depth (mm)	700		
<b>Interior Dimensions</b>			
Front head room (mm)	1056		
Front leg room (mm)	1049		
Front shoulder room (mm)	1482		
2nd row head room (mm)	1017		956
2nd row leg room (mm)	907		
2nd row shoulder room (mm)	1415		
3rd row head room (mm)	961		
3rd row leg room (mm)	615		
3rd row shoulder room (mm)	1372		
<b>Weights and Capacities</b>			
Kerb mass (kg)	2265	2265	2345
Gross vehicle mass (GVM) - (kg)	3030		
Gross combination mass (GCM) - (kg)	6030		
Maximum payload (kg)	765		685
Maximum front axle load (kg)	1330		
Maximum rear axle load (kg)	1780		
Towing capacity - braked (kg)	3000		
Towing capacity - unbraked (kg)	750		
Towing capacity - maximum towball load (kg)	180		
Maximum roof load (kg)	100		
<b>Cargo</b>			
Capacity (L) - VDA (to top of 2nd row seat back)	1069		1038
Capacity (L) - VDA (max. capacity to roof - 2nd & 3rd row seats folded)	1789		1758
Cargo room length (mm) - all seats up	170		
Cargo room length (mm) - with 2nd row seats folded	-		
Cargo room length (mm) - with 2nd & 3rd row seats folded	1429		
Cargo room length (mm) - with 3rd row seats folded	846		
Cargo room width (mm)	1396		
Cargo room height (mm)	1111		
Width between wheel arches (mm)	1028		
<b>Active Safety</b>			
Emergency Brake Assist system (EBA)	■	■	■
Active Stability Control (ASC)	■	■	■
Active Traction Control (ATC)	■	■	■
Anti-lock Braking System (ABS)	■	■	■
Electronic Brakeforce Distribution (EBD)	■	■	■
Brake Override System (BOS)	■	■	■

DIMENSIONS AND WEIGHTS

SAFETY, SECURITY AND DRIVER ASSISTANCE

	GLX	GLS	EXCEED	
	AUTO	AUTO	AUTO	
<b>SAFETY, SECURITY AND DRIVER ASSISTANCE</b>	<b>Airbags</b>			
	Driver & front passenger SRS airbags	■	■	■
	Driver & front passenger side SRS airbags	■	■	■
	Curtain SRS airbags	■	■	■
	<b>Seat Belts</b>			
	Front seat belt pretensioners	■	■	■
	Auto Locking Retractor (ALR) seatbelts on outboard 2nd row seats	■	■	■
	<b>Child Safety</b>			
	ISO-Fix child seat anchorage		2	
	Child restraint top tether		3	
	Child proof rear door locks	■	■	■
	Power window lock driver control - passenger windows	■	■	■
	<b>Driver Assistance</b>			
	Cruise control	■	■	■
	Electrochromatic rear view mirror	■	■	■
	Automatic dusk sensing headlights	-	■	■
	Automatic rain sensing wipers	-	■	■
	Speed sensitive intermittent windscreen wipers	■	■	■
	Intermittent rear wiper and washer	■	■	■
	<b>Parking Assistance</b>			
Rear view camera	■	■	■	
Rear parking sensors	■	■	■	
<b>Security</b>				
Theft protection alarm	■	■	■	
Encrypted engine immobiliser	■	■	■	
<b>AUDIO &amp; MULTIMEDIA</b>	Smartphone link Display Audio (SDA) with touch screen	■	■	■
	Touch screen size (inches)		7.0	
	Android Auto	■	■	■
	Apple CarPlay	■	■	■
	Premium audio	-	-	■
	Speakers	6	6	12
	Subwoofer	-	-	■
	Bluetooth connectivity with voice control & audio streaming	■	■	■
	Digital Audio Broadcast (DAB) radio	■	■	■
	AM/FM radio	■	■	■
	USB input		2	
	HDMI input		1	
	<b>COMFORT &amp; CONVENIENCE</b>	Keyless entry with central door locking	■	■
Multifunction steering wheel controls		■	■	■
Tilt adjustable steering column		■	■	■
Auto up/down driver control - driver side window		■	■	■
Side and rear window demisters		■	■	■
Accessory socket (12V)			3	
Climate control (No of zones)			1	
Rear zone air conditioning control		■	■	■
Rear air conditioner		■	■	■
Rear air conditioning vents		■	■	■
Dust and pollen filter		■	■	■

	GLX	GLS	EXCEED		
	AUTO	AUTO	AUTO		
<b>EXTERIOR</b>	Door handles	Chrome			
	Privacy glass	■	■	■	
	Roof rails	■	■	■	
	Rear spoiler	■	■	■	
	Side steps	■	■	■	
	Wheel arch moulding	Body Colour			
	Headlights low beam	Halogen	HID		
	Headlights high beam	Halogen	HID		
	Headlight levelling function	-	Auto		
	Headlight washers	-	■		
	Daytime Running Lights (DRL)	LED			
	Fog lights (front)	Halogen			
	Fog lights (rear)	Halogen			
	Brake lights	Halogen			
	Electric adjustment	■	■	■	
	Electric fold control	■	■	■	
	Heating function	■	■	■	
	Integrated turn indicator	■	■	■	
	<b>INTERIOR</b>	Leather bound steering wheel	■	■	-
		Wood and leather steering wheel	-	-	■
Leather bound gearshift		■	■	■	
Leather bound park brake		■	■	■	
Carpet floor covering		■	■	■	
Leather seat facings		-	-	■	
Fabric seat trim with synthetic leather bolster		-	■	-	
Fabric seat trim		■	-	-	
Heated front seats		-	■	■	
Driver's seat power adjustment		-	■	■	
Driver's seat manual adjustment		■	-	-	
Driver's seat lumbar adjustment		-	■	■	
Front passenger's seat power adjustment		-	■	■	
Front passenger's seat manual adjustment	■	-	-		
2nd row centre armrest with cupholders	■	■	■		
2nd row split folding function	■	■	■		
2nd row recline adjustment	■	■	■		
3rd row recline adjustment	■	■	■		
3rd row removable from vehicle	■	■	■		
Centre console with storage box and lid	■	■	■		
Cup holders		4			
Door pockets - front and rear	■	■	■		
Seat back pocket - driver and passenger	■	■	■		



# PERSONALISE YOUR PAJERO FOR GREAT ADVENTURES

Maximise the value of your investment with Genuine Mitsubishi Accessories

Thule Luggage Pod

Roof Rack Cross Bars

Bonnet Protector

Headlamp Protectors

Driving Lights

Alloy Nudge Bar





**MITSUBISHI  
DIAMOND  
ADVANTAGE**  
GENUINE ACCESSORIES

**NOT GENUINE?  
DON'T RISK IT.**



Nudge Bar



Front Protection Bar  
(Alloy or Steel)



Towball - Chrome Towball Cover  
sold separately



Towball



Driving lights



Rear Spare Wheel Lifter



Bonnet Protector



Headlamp Protector



Weathershield



Vinyl Spare Wheel Cover



Thule Bike Carrier



Thule Luggage Carrier



Thule Ski Carrier



Cargo Barrier



Cargo Liner  
(Hard Plastic)



Cargo Carpet Mat



Neoprene Seat Covers -  
Front, Rear and Third Row Seats



Rubber Mats



Carpet Mats

Mitsubishi genuine accessories have been designed to maintain the integrity of your vehicle and work with all driving systems. Please ensure if fitting non-genuine accessories that they do not interfere with any of the vehicle safety sensors as this may lead to system malfunction and/or false activation. Some accessories are not offered by Mitsubishi on certain models as they interfere with vehicle safety sensors. GENUINE ACCESSORY WARRANTY Mitsubishi Motors Australia Limited warrants that Genuine Accessories will be free from defects in material under conditions of normal use and service within Australia. When Genuine Accessories are fitted prior to the owner taking delivery of the vehicle, Genuine Accessories are covered by a 36 months or 100,000km Warranty. When Genuine Accessories are fitted after the owner has taken delivery of the new Vehicle, Genuine Accessories are warranted for whichever is the greater of the following - The balance of 36 months or 100,000km (whichever occurs first) from date of vehicle delivery; or - 12 months or 20,000km (whichever occurs first) from date of fitment. Pictures shown for illustration purpose and may not be product specific. Please check with your Mitsubishi dealer for specific model application.



## COLOUR



White (S)



Warm White (P)



Terra Rossa (P)



Deep Bronze (M)



Sterling Silver (M)



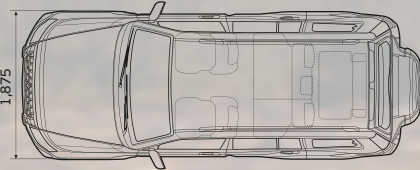
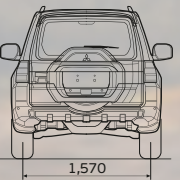
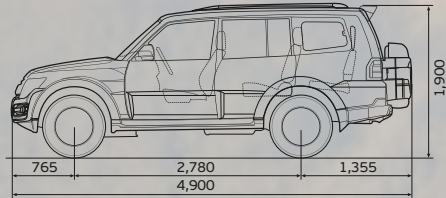
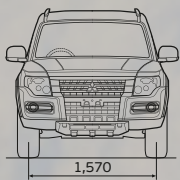
Graphite (M)



Pitch Black (P)

(M) Metallic  
(P) Pearlescent  
Optional extras

## EXTERIOR DIMENSIONS (MM)




Book a  
test drive



Build  
& Price


## UPHOLSTERY



GLX - Fabric



GLS - Sports cloth with  
leather look bolster



Exceed - Leather seat facings

**MITSUBISHI  
DIAMOND  
ADVANTAGE**

All Mitsubishi Motors vehicles come with the Mitsubishi Diamond Advantage<sup>^</sup> - Warranty, Capped Priced Servicing and Roadside Assistance so that no matter where the road takes you, we will be there with you. Ask your Dealer or visit [mitsubishi-motors.com.au](http://mitsubishi-motors.com.au) to find out more.

<sup>^</sup>Conditions apply. Excludes Government, Rental and National Fleet customers. See [mitsubishi-motors.com.au](http://mitsubishi-motors.com.au) for further information. Always consult your authorised Mitsubishi Dealer for the latest details on specifications, options, prices, availability and conditions on New Vehicle warranty. All product illustrations and specifications referred to herein are believed to be correct at the time of publication approval. Subject to any applicable Federal, State or Territory Laws or ordinances, which may apply from time to time, Mitsubishi Motors Australia Limited reserves the right, without notice, or obligation, to discontinue or make changes to designs, specifications, colours and materials of the options and products referred to herein at any time without incurring any liability to any purchaser thereof. © Mitsubishi Motors Australia Limited. ABN 53 007 870 395 PAJ1118 MY19 MMA1100