



RENAULT
Passion for life

The van you need. Guaranteed.
Renault TRAFIC





Trafic

Trafic



THE VAN YOU NEED.
GUARANTEED.

RE-DESIGNED FOR EVERYTHING YOU NEED. GUARANTEED.

Since 1980, the Renault Trafic has helped businesses get the job done. In 2015, the new Trafic has been redesigned, retaining everything that's made Renault No.1 in Europe for the last 17 years and adding extras to give you better practicality, running costs, comfort and quality.

There's the introduction of an innovative mobile office, more practical loading area and two new engine options for more performance and better fuel consumption.

Enhanced safety features and technology options give you more control while customisation makes it easy to tailor the Trafic to your needs.

To top it off, our comprehensive warranty and capped price servicing give you more peace of mind and value.

So if you're in the trade or a small business owner, Trafic has everything you need. Guaranteed.

COMFORT. GUARANTEED.

SIT COMFIER. DRIVE EASIER. WORK BETTER.



Premium pack shown

From the way you sit, to having things at arm's reach or simply enjoying your daily driving, the Renault Trafic is built to make your work-day better.

The new cabin creates a mobile office on the go – with a fold down centre seat in Twin Turbo models that converts into a workstation, plus laptop storage, detachable clipboard and optional phone and tablet holders. A leather wrapped steering wheel provides ultimate comfort.

To make driving easier, there's a practical 6-way adjustable driver seat with armrest, a digital speedometer to monitor speed and avoid fines, rear parking sensors and reversing camera on Twin Turbo models plus blind-spot mirrors for increased visibility on the road and when parking.

And then there's the storage. With up to 14 storage areas in the cabin alone, there's more than 90 litres of practical space for day-to-day items – giving you a cleaner, safer cabin with work gear stowed away.

With improved steering precision and ride, the Trafic also delivers better road holding and passenger car comfort.

The re-worked engine keeps noise down, reduces fuel consumption and combined with the MacPherson-type front suspension and hydraulic rear dampers, provides a more responsive drive. The front windscreen is also set on a greater angle than your average van for improved harmonics and a quieter drive.

1. 6-way adjustable driver seat with armrest (shown with optional Java upholstery) **2.** Optional Cyclade 17" alloy wheels **3.** Radio with audio streaming Bluetooth® and steering mounted controls **4.** Premium pack interior with 7" MediaNav touchscreen



PERFORMANCE. GUARANTEED.

HAUL HEAVY LOADS. DRIVE LONG JOURNEYS. REDUCE BOTTOM LINE.

No matter what business you're in, the improved Renault Trafic engine helps you get the job done.

The Twin Turbo engine is smooth and responsive, ensuring performance and efficiency in the city or open roads. If you're hauling heavy loads, it gives you power and torque at low speeds – saving you fuel with no need to move down gears to get more grunt.

The Single Turbo engine gives you an alternative option suited for built up areas – a perfect balance in terms of performance, fuel consumption and price.

No matter which option you choose, every Renault engine is built with our Formula 1 expertise, where we've broken new ground getting more power out of smaller engines.



SPACE. GUARANTEED.

**MORE ROOM.
MORE STORAGE.
MORE OPTIONS.**

When you get more in, you can get more done, so the Renault Trafic combines an array of clever options for more storage.


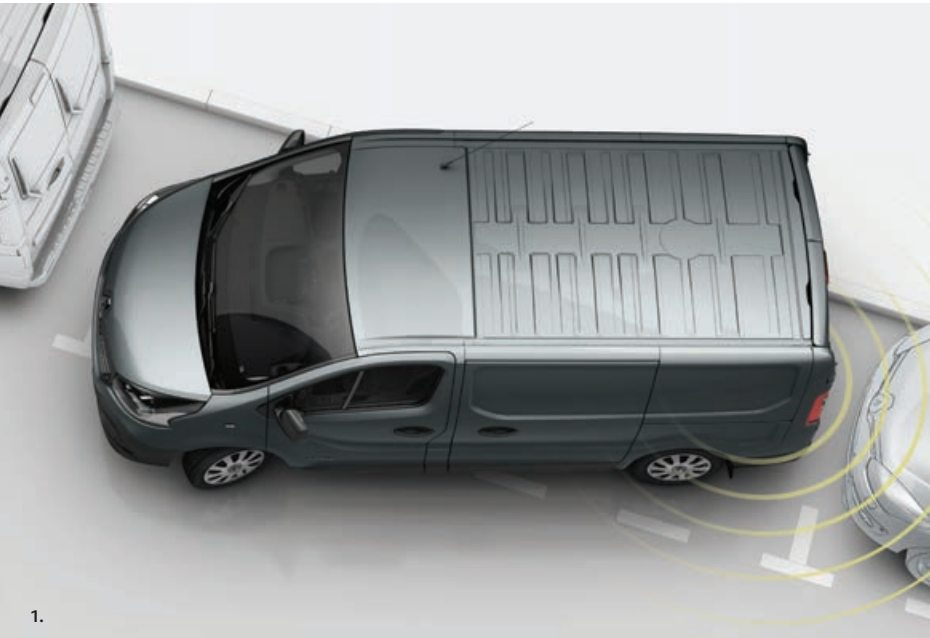
There's up to 6.0m³ of cargo storage in back to load bulky items and a clever hatch beneath the passenger seat for long objects, such as pipes or ladders. In the Twin Turbo models, you can fit a class leading 3.75m of load length in the Short Wheelbase and 4.15m in the Long Wheelbase models. What's more, without the need for a roof rack for smaller loads, you'll save fuel,

get easier access to low height areas and reduce the possibility of theft.

We've also loaded the Renault Trafic with practical equipment and optional accessories in the cargo area. There's up to 18 cargo ties to secure your gear, space to hang work clothes and keep the cabin clear, a 12V socket conveniently located near the rear door to charge equipment and ceiling rack accessories for even more clever storage.

SAFETY. GUARANTEED.

PROTECT YOUR PEOPLE. PROTECT YOUR BUSINESS.



Overseas model shown

There's no point working if you're not protected, so there's increased active and passive safety features for you and your passengers.

Across the entire range, ESC, Hill Start Assist and Grip X-tend give you control regardless of conditions – optimising the traction of the driven wheels on the road and providing greater stability when you hit the work-sites. With cornering foglights, you can also see where you're headed in the toughest conditions.

For added safety, Load Adaptive Control (LAC) adjusts the ESC depending on whether the vehicle is empty or fully loaded. When parking, rear sensors help protect your van.

In the cabin, driver and passenger safety is ensured with front and optional side curtain airbags and a clever single passenger seat chest-level airbag. Seatbelts come with load limiters and headrests with 'anti-whiplash' function.

To protect you from flying objects, the bulkhead in Twin Turbo models has passed the 'fridge' test: providing protection from objects weighing 50kg travelling at 50 km/h.

1. Rear parking sensors
2-2a. Blind-spot side mirrors with optional wide angle mirrors
3. Hill Start Assist **4.** Electronic Stability Control with Load Adaptive Control **5.** Front driver and passenger airbags with optional lateral curtain airbags



VALUE. GUARANTEED.

REDUCE OVERHEADS. ADD PEACE OF MIND.

If there's a way to give your business more value, we've built it into the Renault Trafic.

Up front, the economical engines give you 6.2L/100km,* helped by low-resistance tyres and aerodynamic styling to reduce drag. Electric power steering on all models and Stop&Start technology on Twin Turbo models also keeps driving costs down.

To give you more control, the computerised dash includes a gear change indicator, signalling the optimal time to change gears for lower fuel consumption.

Your lower running costs are further enhanced by long servicing intervals. So while you spend less day-to-day, you also only need regular servicing every 12 months or 30,000kms – with the price of the first three services capped*. And for complete assurance, there's our 3-year, 200,000km warranty and 3 years Roadside Assist in the unlikely event you breakdown.

3
YEARS
200,000 KM
WARRANTY

3
YEARS
ROADSIDE
ASSIST

3
SERVICES
CAPPED
PRICE

*Combined cycle figures. Vehicle tested in accordance with ADR 81/02 based on combined cycle (city/highway). Actual fuel consumption and CO₂ emissions depend on factors such as traffic conditions, vehicle condition and how you drive. *Scheduled services capped at \$349 per service for 3 years or 90,000km (whichever comes first) on new or demonstrator Trafic models.



TECHNOLOGY. GUARANTEED.

INBUILT. OR OPTIMISED.

The Renault Trafic's integrated and optional technology gives you clever tools for today's conditions, keeping you safe and in control.

You can keep your eyes on the road with Bluetooth® technology* and keep track of your driving habits with a multifunction trip computer. A rear view camera (standard on Twin Turbo models) and sensors also keeps hidden objects in sight, while automatic headlights and rain sensing wipers adjust to different conditions and ensure maximum visibility at all times.

The optional MediaNav system utilises a 7" touchscreen, giving you easy access to the radio, media, phone, map and satellite navigation. You can also access music from your mobile phone and control the MP3/CD players via the touchscreen or steering wheel controls.

Eco Mode is standard in every model and influences engine torque, power management and gear change anticipation to help lower fuel consumption by up to 10%. ESM with regenerative braking systems recover kinetic energy when braking and decelerating to help save even more fuel.

The option of a 'Renault Smart Key Card' enables hands free entry and engine start and ensures the van can't be started if the Key Card is in the cargo area.

* Bluetooth compatibility may vary depending on phone.



PERSONALISATION. GUARANTEED.

CONFIGURE. MODIFY. ENHANCE. MULTIPLE OPTIONS TO SUIT YOUR BUSINESS.

No two businesses are the same, so there's plenty of ways to tailor the Trafic to suit you.

For the heavy lifters and shifters, choose from the wide range of Renault Genuine Accessories, such as heavy duty wooden side panels, an ADR approved cargo barrier, and packages for towing. Or create even more storage with steel or aluminium roof racks, easily accessed by adding a steel ladder or walkway.

Reverse parking sensors, floor mats, and support systems for your smartphone are sure to improve the driving comfort for those on the go.

And just because you're driving a van doesn't mean it can't have style. The Trafic comes in four distinctive non-metallic options and six stylish metallic finishes, with engaging alloy wheels and chrome or gloss black highlight packs optional.

Across Australia, our **PRO+ Network** of approved converters to modify your vehicle is increasing.

Drawn from local and international experience, every converter agrees to an eight-point charter for your protection. So whether you need to install refrigeration or turn your Trafic into a food truck, approved converters are available for you. Learn more at [renault.com.au](https://www.renault.com.au)

TECHNICAL INFORMATION.

SPECIFICATIONS.

| SPEC AVAILABLE | Short Wheelbase Single Turbo | Short Wheelbase Twin Turbo | Long Wheelbase Twin Turbo |
|-------------------------------|--|----------------------------|---------------------------|
| ENGINE | | | |
| Type | 4 cylinder Common Rail turbocharged diesel | | |
| Engine code | R9M 408 | R9M 450 | |
| Injection Type | Common rail + variable geometry turbo | Common rail + Twin Turbo | |
| Fuel Type | Diesel | | |
| Capacity (cc) | 1,598 | | |
| Bore x Stroke | 80 / 79.5 | | |
| Cylinders / Valves | 4 / 16 | | |
| Maximum Power (kW) / (rpm) | 66 @ 3500 | 103 @ 3500 | |
| Maximum Torque (Nm) / (rpm) | 260 @ 1500 | 340 @ 1500 | |
| TRANSMISSION | | | |
| Type | 6-Speed manual | | |
| Driven Wheels | Front | | |
| Speeds at 1000 rpm in: | | | |
| 1st gear | 6.62 | 6.63 | |
| 2nd gear | 12.39 | 13.16 | |
| 3rd gear | 19.97 | 21.47 | |
| 4th gear | 30.70 | 31.17 | |
| 5th gear | 39.17 | 40.22 | |
| 6th gear | 50.46 | 50.46 | |
| STEERING | | | |
| Turning Circle (Kerb to Kerb) | 11.84 | 13.17 | |
| Turns lock-to-lock | 3.2 | | |
| Brakes (Front) | 296mm x 28mm Disc | | |
| Brakes (Rear) | 280mm x 12mm Disc | | |

| SPEC AVAILABLE | Short Wheelbase Single Turbo | Short Wheelbase Twin Turbo | Long Wheelbase Twin Turbo |
|------------------------------|------------------------------|----------------------------|---------------------------|
| WHEELS & TYRES | | | |
| Wheels | 6J x 16 | | |
| Tyres (Front) | 205/65 R16C | 215/65 R16C | |
| Tyres (Rear) | 205/65 R16C | 215/65 R16C | |
| FUEL CONSUMPTION* | | | |
| Emission Standard | Euro 5 | | |
| Combined cycle (L/100km) | 6.2 | | |
| Extra urban cycle (L/100km) | 5.7 | | |
| Urban cycle (L/100km) | 7.2 | | |
| CO ₂ emissions | 164 | | |
| PERFORMANCE | | | |
| Maximum speed (km/h) | 153 | 181 | |
| Acceleration (0-100km/h) | 15.9 | 10.8 | |
| CAPACITY | | | |
| Number of Seats | 3 | | |
| Fuel Tank (litres) | 80 | | |
| WEIGHTS | | | |
| Kerb Weight | 1665 | 1683 | 1736 |
| Gross Vehicle Mass | 2900 | 2920 | 3010 |
| Payload | 1235 | 1237 | 1274 |
| Maximum weight on front axle | 1585 | | |
| Maximum weight on rear axle | 1650 | | |
| Towing Weight, Braked | 2000 | | |
| Towing Weight, Unbraked | 750 | | |

*Vehicle tested in accordance with ADR 81/02 based on combined cycle (city/highway). Actual fuel consumption and CO₂ emissions depend on factors such as traffic conditions, vehicle condition and how you drive.

COLOURS.



(S) Non-Metallic Finish, (M) Metallic Finishes. It should be noted that printing limitations do not permit the subtle paintwork shades on these pages to be shown with absolute accuracy. Only personal inspection of the Renault Traffic at your Renault Dealer will reveal it in its true colours. From time to time changes are made to the colour range. Please check availability with your Renault Dealer.

TECHNICAL INFORMATION.

FEATURES.

| SPEC AVAILABLE | Short Wheelbase Single Turbo | Short Wheelbase Twin Turbo | Long Wheelbase Twin Turbo |
|---|------------------------------|----------------------------|---------------------------|
| SAFETY & SECURITY | | | |
| Front driver and passenger airbags | • | • | • |
| Driver and passenger lateral curtain airbags | 0 | 0 | 0 |
| ABS (Anti-Lock Braking System) | • | • | • |
| EBA (Electronic Brake Assist) | • | • | • |
| ESC (Electronic Stability Control) with Load Adaptive Control | • | • | • |
| Grip X-tend | • | • | • |
| Hill Start Assist | • | • | • |
| Engine immobiliser | • | • | • |
| Daytime running lights | • | • | • |
| Automatic headlights and rain sensing windscreen wipers (linked to front fog lights) | 0 | • | • |
| Cornering front fog lights | 0 | • | • |
| Remote central locking | • | • | • |
| 3 button key with selective opening | • | • | • |
| Hands-free key card and engine start | 0 | 0 | 0 |
| One touch door locking | • | • | • |
| 3x front seat belts with pre-tensioner and load limiter (height adjustable on outer seats) | • | • | • |
| 3x anti-whiplash headrests (height adjustable on outer seats) | • | • | • |
| Cruise control and speed limiter | • | • | • |
| Renault Anti-Intruder Device (R.A.I.D) - automatic locking of doors while driving (activated once above 30km/h) | • | • | • |
| Deadlocking | 0 | 0 | 0 |
| INTERIOR | | | |
| Height, reach, lumbar adjustable driver's seat with armrest | • | • | • |
| 3x front headrests (height adjustable on outer seats) | • | • | • |
| Black cloth seat upholstery | • | • | • |

| SPEC AVAILABLE | Short Wheelbase Single Turbo | Short Wheelbase Twin Turbo | Long Wheelbase Twin Turbo |
|--|------------------------------|----------------------------|---------------------------|
| Java cloth seat upholstery | - | 0 | 0 |
| Fixed dual passenger bench | • | - | - |
| Dual passenger bench seat with fold down centre seat workstation (includes detachable A4 clipboard, laptop storage and under seat storage compartment) | 0 | • | • |
| Height, reach, lumbar adjustable single passenger seat with armrest | 0 | 0 | 0 |
| Heated seats (Passenger bench can't be heated) | - | 0 | 0 |
| Leather wrapped steering wheel | 0 | • | • |
| Power steering | • | • | • |
| Height and reach adjustable steering column | • | • | • |
| Manual air conditioning with pollen filter | • | • | • |
| Climate control air conditioning (Linked to automatic headlights, windscreen wipers and fog lights) | - | 0 | 0 |
| Electric front windows with driver anti-pinch function and one touch control | • | • | • |
| Wide view mirror | 0 | 0 | 0 |
| Day and night rear view mirror | • | - | - |
| Automatic dimming rear view mirror | - | • | • |
| Digital speedometer | • | • | • |
| Cup holders x3 | • | • | • |
| Front door storage (with bottle holders) | • | • | • |
| Dashboard storage | • | • | • |
| Smartphone dock (fits up to 4.7" screen) | 0 | 0 | 0 |
| Tablet dock (fits up to 10.8" screen) | 0 | - | - |
| Digital clock with outside air temperature display | • | • | • |
| Smoking accessory (removable) | • | • | • |
| Interior light | • | • | • |

• = Standard, 0 = Factory Option, - = Not Available

TECHNICAL INFORMATION.

FEATURES.


| SPEC AVAILABLE | Short Wheelbase Single Turbo | Short Wheelbase Twin Turbo | Long Wheelbase Twin Turbo | SPEC AVAILABLE | Short Wheelbase Single Turbo | Short Wheelbase Twin Turbo | Long Wheelbase Twin Turbo |
|---|------------------------------|----------------------------|---------------------------|--|------------------------------|----------------------------|---------------------------|
| TECHNOLOGY | | | | Body-coloured front bumper, door rail, rear tail light column, door mirrors with gloss black logo surround and chrome grille | - | 0 | 0 |
| Rear parking sensors | • | • | • | Left sliding door - unglazed | • | • | • |
| Reversing camera | - | • | • | Right side panel - unglazed | • | • | • |
| Multifunction trip computer | • | • | • | Left side panel - unglazed (linked to dual rear doors with 180 degree opening) | 0 | 0 | 0 |
| 2x15W Radio with steering mounted controls | • | - | - | Right sliding door - unglazed (linked to left sliding door - unglazed) | 0 | 0 | 0 |
| 2x15W Radio with CD/MP3 player and steering mounted controls | 0 | • | • | Right and left sliding doors - glazed | 0 | 0 | 0 |
| MediaNav 7" touchscreen multimedia and navigation system with 2x20W radio | 0 | 0 | 0 | Right and left sliding doors - opening window | 0 | 0 | 0 |
| Bluetooth® hands-free connectivity with audio streaming | • | • | • | Rear side panel - glazed (linked to glazed or opening windows right and left sliding doors) | 0 | 0 | 0 |
| 2x USB audio inputs and 3.5mm AUX jack | • | • | • | Rear window demister | • | • | • |
| 12V dashboard power outlet | • | • | • | Rear windscreen wipers | • | • | • |
| Automatic Start&Stop engine technology (programmable) | - | • | • | Rear tailgate - glazed | • | 0 | 0 |
| ESM (Energy Smart Management) with regenerative braking systems | - | • | • | Dual rear doors with 180 degree opening - glazed | 0 | • | • |
| Gear change indicator | • | • | • | Dual rear doors with 270 degree opening - glazed | - | - | 0 |
| ECO Mode | • | • | • | CARGO | | | |
| EXTERIOR | | | | Coat hooks x2 | - | • | • |
| 16" Steel wheels - small cover | • | • | • | No bulkhead | • | - | - |
| 16" Steel wheels - large cover | 0 | 0 | 0 | Interior roof racks | 0 | 0 | 0 |
| 17" Cyclade alloy wheels | - | 0 | 0 | Steel bulkhead - glazed | 0 | - | - |
| Electric adjustable and heated door mirrors with wide angle blind spot | • | • | • | Steel bulkhead - glazed with load-through trap | 0 | • | • |
| Under body spare wheel | • | • | • | Anchorage points x16 | • | • | - |
| Anti-theft spare wheel holder | 0 | 0 | 0 | Anchorage points x18 | - | - | • |
| Rear mud flaps | • | • | • | 12V power outlet | • | • | • |
| Protective body side mouldings | • | • | • | 2x Interior cargo area lighting | • | • | • |
| Protective black front bumper | • | • | • | LED ceiling lighting | 0 | 0 | 0 |
| Body-coloured front bumper, door rail and rear tail light column | 0 | 0 | 0 | | | | |

| SPEC AVAILABLE | Short Wheelbase Single Turbo | Short Wheelbase Twin Turbo | Long Wheelbase Twin Turbo | SPEC AVAILABLE | Short Wheelbase Single Turbo | Short Wheelbase Twin Turbo | Long Wheelbase Twin Turbo |
|---|------------------------------|----------------------------|---------------------------|---|------------------------------|----------------------------|---------------------------|
| Mid-height cargo area lining | • | • | • | LIFESTYLE PACK | | | |
| Anti-slip timber floor and plywood cargo area lining | 0 | 0 | 0 | Driver and passenger head and side airbag | | | |
| CONVERSION | | | | Wide view mirror | | | |
| CAN box | 0 | 0 | 0 | Smartphone dock | | | |
| Wiring adaptation | 0 | 0 | 0 | MediaNav 7" touchscreen multimedia and navigation system with 2x20W Radio | | | |
| Power take-off | - | 0 | 0 | 17" Cyclade alloy wheels | | | |
| Reinforced rear suspension | - | 0 | 0 | Java cloth seat upholstery | - | 0 | 0 |
| PACKS | | | | Chrome and gloss black cabin highlights | | | |
| PRO PACK | | | | Heated seats | | | |
| Driver and passenger head and side airbag | | | | Climate control air conditioning | | | |
| Wide view mirror | | | | Hands-free key card and engine start | | | |
| Smartphone dock | - | 0 | 0 | Body-coloured front bumper, door rail and rear tail light column | | | |
| Anti-slip timber floor | | | | WARRANTY | | | |
| Full height plywood cargo area lining | | | | 3 Year / 200,000km with 24/7 Roadside Assistance | • | • | • |
| PREMIUM PACK | | | | | | | |
| Driver and passenger head and side airbag | | | | | | | |
| Wide view mirror | | | | | | | |
| Smartphone dock | | | | | | | |
| MediaNav 7" touchscreen multimedia and navigation system with 2x20W Radio | - | 0 | 0 | | | | |
| 17" Cyclade alloy wheels | | | | | | | |
| Java cloth seat upholstery | | | | | | | |
| Chrome and gloss black cabin highlights | | | | | | | |
| Heated seats | | | | | | | |

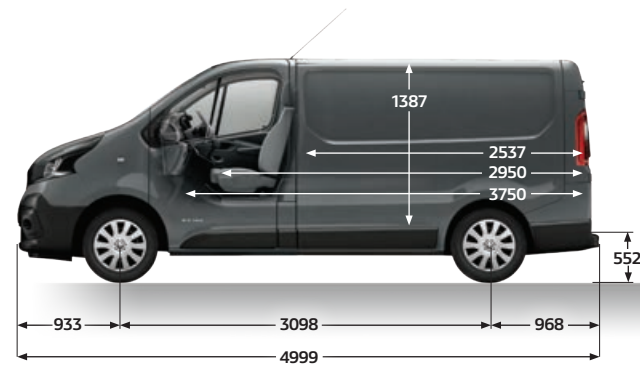
• = Standard, 0 = Factory Option, - = Not Available

TECHNICAL INFORMATION.


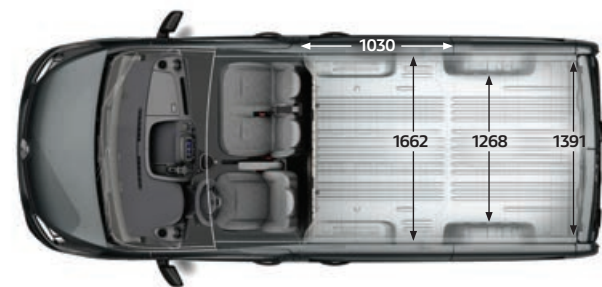
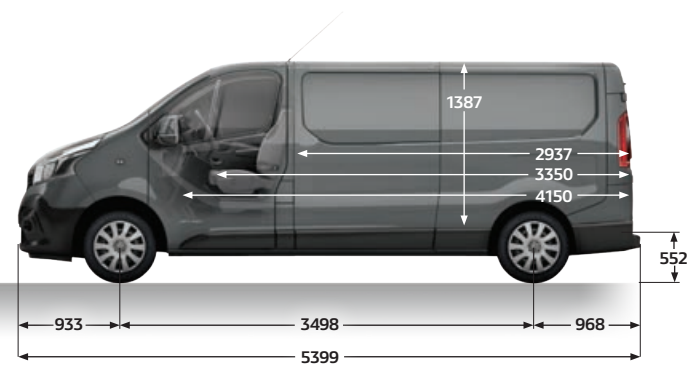
DIMENSIONS.



SHORT WHEELBASE



LONG WHEELBASE



Overseas model shown

| SPEC AVAILABLE | Short Wheelbase Single Turbo | Short Wheelbase Twin Turbo | Long Wheelbase Twin Turbo |
|---|------------------------------|----------------------------|---------------------------|
| DIMENSIONS (mm) | | | |
| Wheelbase | 3098 | | 3498 |
| Front track | | 1615 | |
| Rear track | | 1628 | |
| Overall height (unladen) | | 1971 | |
| Overall width (excluding standard door mirrors) | | 1956 | |
| Overall width (including standard door mirrors) | | 2283 | |
| Overall length | 4999 | | 5399 |
| Cargo bay length | 2537 | 2537 / 3750 | 2937 / 4150 |
| Cargo bay width | | 1662 | |
| Cargo bay height | | 1387 | |

| SPEC AVAILABLE | Short Wheelbase Single Turbo | Short Wheelbase Twin Turbo | Long Wheelbase Twin Turbo |
|--------------------------------------|------------------------------|----------------------------|---------------------------|
| Cargo bay width between wheel arches | | 1268 | |
| Front overhang | | 933 | |
| Rear overhang | | 968 | |
| Width of sliding doors | | 907 / 1030 | |
| Height of sliding doors | | 1284 | |
| Rear door entry width | | 1391 | |
| Rear door entry height | | 1320 | |
| Loading sill height | | 552 | |
| Minimum ground clearance | | 160 | |
| VOLUME (M³) | | | |
| Load volume | | 5.2 | 6.0 |

TECHNICAL INFORMATION.

GENUINE ACCESSORIES.



1. Interior roof rack 2. Front grille trim 3. Epoxy steel ladder

| ACCESSORY NAME | PART NUMBER | ACCESSORY NAME | PART NUMBER | ACCESSORY NAME | PART NUMBER |
|---|-------------|---|-------------|--|--------------|
| Rear parking sensors | 8201373014 | Floor mats - rubber | 8201501196 | Epoxy steel ladder - swinging doors | 8201468223 |
| LED interior lights - pair | 8201529567 | Smoking kit | 8201375535 | Aluminium roof bars - L1, pair | RACX82401 |
| LED bulbs | 8201543589 | Front weathershields | 8201487233 | Aluminium roof rack with roller - L1 | RACX82400 |
| Interior roof rack - L1 | 8201454554 | Sunblinds - L1, side windows | 8201506978 | Aluminium roof rack with roller - L2 | RACX82402 |
| Rear window protection grille - tailgate | 8201454536 | Sunblinds - L2, side windows | 8201506979 | Aluminium roof bars - L2, pair | RACX82403 |
| Rear window protection grille - swinging doors | 8201454538 | Sunblind - tailgate | 8201506974 | Additional crossbar - incl. mounting | RACX82404 |
| Window protection grille - right sliding door | 8201454540 | Side mirror trim - chrome, pair | 8201487253 | Canopy - fits on roof bars | 7711573938 |
| Window protection grille - left sliding door | 8201454542 | Left sidestep - L1 | 8201555022 | Conduit carrier | 7711574510 |
| Plastic floor - L1 | 8201515918 | Right sidestep - L1 | 8201487337 | Ski carrier - 4 pairs of skis | 7711420778 |
| Heavy duty wooden floor - L1, 1 x left sliding door | 8201526111B | Left sidestep - L2 | 8201555027 | Aluminium roof bar adaptator for ski carrier | 7711421178 |
| Heavy duty wooden floor - L2, 1 x left sliding door | 8201526112B | Right sidestep - L2 | 8201487347 | Steel roof bar adaptator for ski carrier | 7711420781 |
| Heavy duty wooden floor - L1, 2 x sliding doors | 8201526114B | Front grille trim | 8201487402 | Bicycle carrier - fits to roof bars, 1 bike | 7711577325 |
| Heavy duty wooden floor - L2, 2 x sliding doors | 8201526115B | Fog lamps | 8201487010 | Folding roof pod - 340L | 7711419549 |
| Heavy duty wooden side panels - L1, 1 x left sliding door | 8201519530B | Cargo entry protector | 8201403684 | Roof pod - 480L | 7711575525 |
| Heavy duty wooden side panels - L2, 1 x left sliding door | 8201519532B | 17" Cyclade alloy wheels | 403007968R | Roof pod - 630L | 7711575526 |
| Heavy duty wooden side panels - L2, 2 x sliding doors | 8201519538B | 17" Renault centre caps | 403156567R | Urban loader roof pod - 500L | 7711578086 |
| Heavy duty wooden side panels - L1, 2 x sliding doors | 8201519535B | 16" Renault wheel trims | 403156650R | Cargo barrier - ADR approved | H7600X8200AU |
| Wooden wheel arch protector - L1 | 8201507159B | Anti theft wheels nuts - for steel and alloy wheels | 8201403824 | Rear step - to suit towbar | G9163X8200PS |
| Wooden wheel arch protector - L2 | 8201518341B | iPhone 4 support | 7711576531 | Rear step - without towbar | G9163X8211PS |
| Cargo net - horizontal | 7711211649 | Smartphone support | 7711574875 | Towbar tongue - to suit rear step | G9166X8210AU |
| Swinging doors protector | 8201403828 | Fire extinguisher bracket | 8201467458 | Towbar tongue - without rear step | G9166X8211AU |
| Rear wheel arch protectors | 8201403817 | 1kg extinguisher with pressure gauge | 7711419386 | Towbar - incl. wiring harness, excl. tongue | G9162X8200AU |
| Front wheel arch protectors | 8201403816 | Safety and first aid kit | 7711425749 | Wiring harness kit | B4097X8200AU |
| Rear mudguards | 788128132R | Alarm | 8201275128 | A Pillar handle | PHX82AP |
| Front mudguards | 8200461531 | Snow chains - 205/65 R16 | 7711573281 | B Pillar handle | PHX82BP |
| Floor mats - carpet | 8201437621 | Steel roof bars | 8201468175 | D Pillar handle | PHX82DP |
| | | Galvanized steel ladder - swinging doors | 8201468217 | | |
| | | Steel roof rack - L1, swinging doors | 8201468197 | | |
| | | Steel roof rack - L2, swinging doors | 8201468198 | | |
| | | Steel walkway - L1, swinging doors | 8201468205 | | |

HISTORY. GUARANTEED.

THE BACKBONE OF BUSINESS. FOR OVER 100 YEARS.



From its beginnings as the major vehicle range for London's Taxi fleet in 1907, to its iconic 1,000kg van that helped rebuild post-war France, the Renault Commercial Vehicle Range has been the backbone of businesses in Europe. For the last 17 years, Trafic has been the leader in its category – with over 1.6 million vehicles sold.

WARRANTIES. GUARANTEED.

REASSURANCE. WHEN YOU NEED IT MOST.

When you purchase a Renault Commercial Vehicle, you can look forward to years of productive and economical service, backed by a trusted and reliable brand.

COMPREHENSIVE WARRANTY

With over 100 years of Commercial Vehicle history, our experience is reflected in the design, performance and quality of every vehicle we sell.

We're so confident of the quality in your new Renault Trafic, we back it with a 3-year / 200,000 km warranty.

24/7 ROADSIDE ASSISTANCE

In the unlikely event you breakdown, you're backed by Renault's 24/7 Roadside Assistance for the length of your warranty. Simply call 1800 009 008 and we'll arrange the assistance you need to get back on the road – 24 hours a day, 365 days a year, all across Australia.

SERVICING

For easy budgeting, you enjoy Capped Price Services for the first 3 scheduled maintenance services*. And to minimise disruption to your business, authorised Renault dealers also have low-cost loan vehicles available to use. Simply book one in advance when you book a service with a Renault dealer.

To ensure you enjoy Renault expertise, authorised Renault Dealers have Registered Renault Factory Trained Technicians (COTECHs), only use Genuine Renault parts and equipment and tools specially designed for your Renault.

There's also a 1-year parts and labour guarantee on all repairs and we offer clear, simple and transparent pricing structure for all servicing.

| | |
|-------------------|-------------------------------|
| 3 YEARS | 200,000 KM WARRANTY |
|-------------------|-------------------------------|

| | |
|-------------------|---------------------------|
| 3 YEARS | ROADSIDE ASSIST |
|-------------------|---------------------------|


| | |
|----------------------|------------------------|
| 3 SERVICES | CAPPED PRICE |
|----------------------|------------------------|




*Scheduled services capped at \$349 per service for 3 years or 90,000km (whichever comes first) on new or demonstrator Trafic models.

For more information
visit renault.com.au



For more information call 1800 009 008 or visit www.renault.com.au. Details at April 2015 and subject to change. Vehicles displayed in this brochure are overseas models and shown for illustration purposes only. Australian vehicles may differ in characteristics, specifications, equipment, accessories and colours than shown in this brochure. Please see your Renault dealer for full specification and vehicle option queries. Vehicle Distributors Australia Pty Ltd reserve the right to modify its models without notice including their characteristics, specifications, equipment, accessories and colours. Publication date April 2015. Vehicle Distributors Australia Pty Ltd 4 Nexus Court, Mulgrave, Victoria 3170.

Renault recommends 

   renault.com.au