

ATTENTION:

- GENERAL MANAGER
- PARTS MANAGER
- CLAIMS PERSONNEL
- SERVICE MANAGER

IMPORTANT - All Service Personnel Should Read and Initial in the boxes provided, right.



QUALITY DRIVEN® SERVICE

SERVICE BULLETIN

APPLICABILITY: 2013MY BRZ

NUMBER: 02-137-12

SUBJECT: DTCs P0017 and P0019

DATE: 11/19/12

INTRODUCTION

This Bulletin will provide a diagnostic procedure for DTC P0017 and P0019. The SSMIII software has been revised with a new feature which will allow reading of the variable valve timing (VVT) values. This capability will be used to determine whether the ECM needs to be either reprogrammed or replaced.

IMPORTANT: Be sure to confirm the latest SSMIII software version number, **1.35.49.27 dated Nov. 2012** (or newer) has been installed before attempting to perform this procedure.

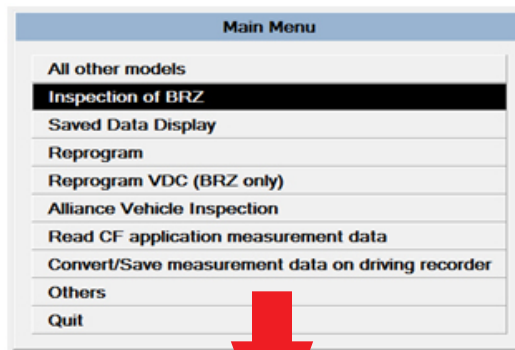
COUNTERMEASURE IN PRODUCTION

A countermeasure was incorporated into production on September 12, 2012 starting with the following VINs:

TRANSMISSION TYPE	STARTING VIN NUMBER
6MT	D1604139
6AT	D2604140

SERVICE PROCEDURE / INFORMATION

- Connect the SSMIII to the vehicle.
- From the Main Menu, follow the selection steps shown in the following screen shots.



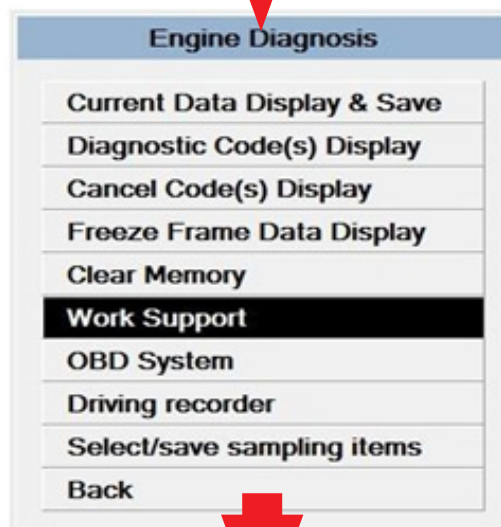
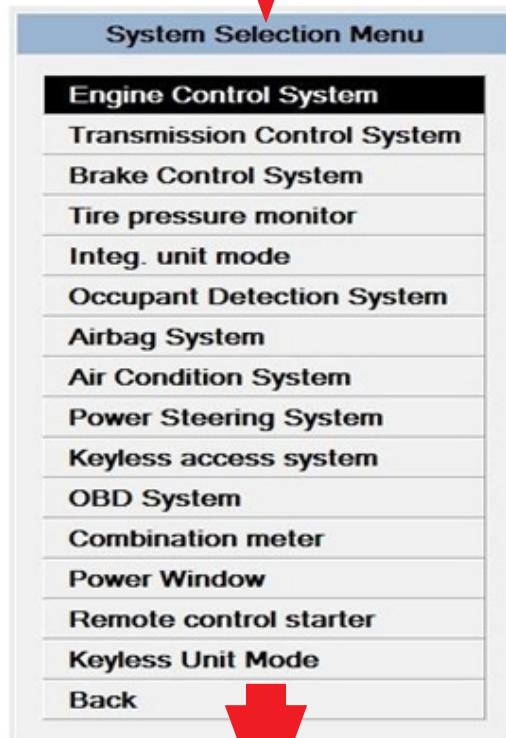
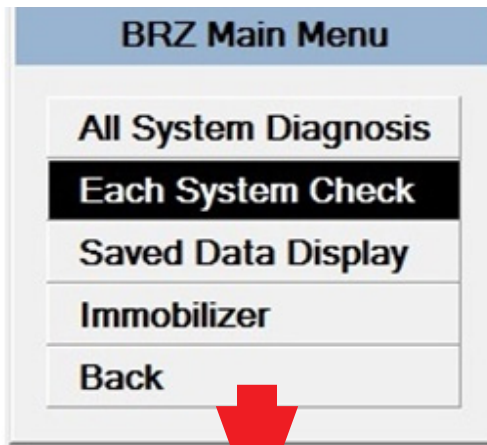
Continued...

CAUTION: VEHICLE SERVICING PERFORMED BY UNTRAINED PERSONS COULD RESULT IN SERIOUS INJURY TO THOSE PERSONS OR TO OTHERS.

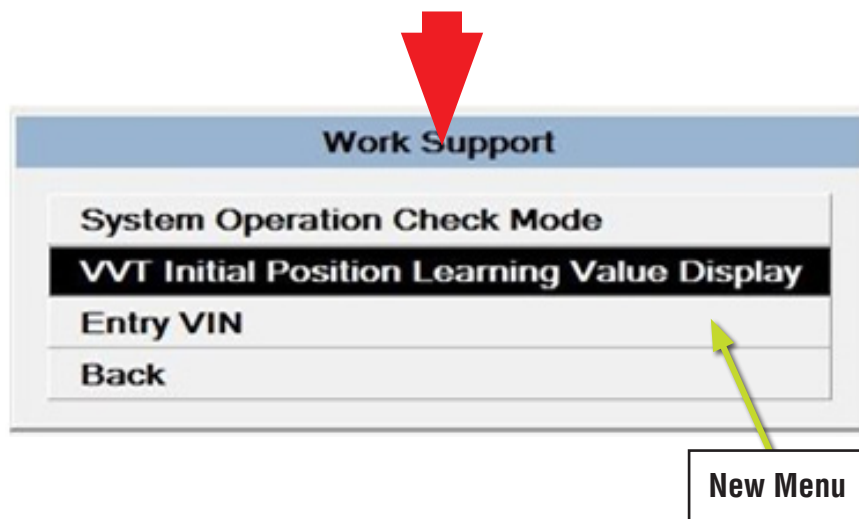
Subaru Service Bulletins are intended for use by professional technicians ONLY. They are written to inform those technicians of conditions that may occur in some vehicles, or to provide information that could assist in the proper servicing of the vehicle. Properly trained technicians have the equipment, tools, safety instructions, and know-how to do the job correctly and safely. If a condition is described, DO NOT assume that this Service Bulletin applies to your vehicle, or that your vehicle will have that condition.

SUBARU OF AMERICA, INC. IS "ISO 14001 COMPLIANT"

The international standard for excellence in Environmental Management Systems. Please recycle or dispose of automotive products in a manner that is friendly to our environment and in accordance with all local, state and federal laws and regulations.



Continued...



Item	Value	Unit	Maximum	Minimum	Average
<input type="checkbox"/> VVT Initial Position Learning Value #1	60.97	*FR	60.97	60.97	60.97
<input type="checkbox"/> VVT Initial Position Learning Value #2	59.89	*FR	59.89	59.89	59.89
<input type="checkbox"/> VVT Ex Initial Position Learning Value #1	88.60	*FR	88.60	88.60	88.60
<input type="checkbox"/> VVT Ex Initial Position Learning Value #2	87.97	*FR	87.97	87.97	87.97

NOTE:
The DTCs in this bulletin are only applicable to the EXHAUST (Ex) values #1 and #2

SPECIFIED CAM ANGLE LIMITS (Learning Values)	DEGREES	
	Minimum	Maximum
Exhaust	85	95

- After reviewing the data, if the values are within the specified limits, **REPROGRAM** the ECM.
- After reviewing the data, if the values are outside the specified limits, **REPLACE** the ECM.
- **IMPORTANT:** After ECM replacement, the Calibration Identification (CID) number of the ECM must be verified to be the latest version available.
- After reprogramming or replacement of the ECM is completed, road test the vehicle to confirm no DTCs reset before returning the vehicle to the customer.

WARRANTY / CLAIM INFORMATION

For vehicles within the Basic New Car Limited Warranty period, this repair may be claimed using the following information:

LABOR DESCRIPTION	LABOR OPERATION #	FAIL CODE	LABOR TIME
MFI OBDII Reprogramming, ECM	455-288	UPG-48	0.4