


Jimmy **SIERRA**



Way of Life!



It's not where you go that matters, it's how you get there that counts.

The original rugged Jimny Sierra will take you where you want to go and get you into places the others can't - whether it be around town, to the snow, your favourite secluded beach or fishing ground.



Safety for peace of mind

Safety is a priority with the Jimny Sierra, with its body based on Suzuki's proprietary Total Effective Control Technology (TECT) system. Should an accident occur, the body resists impact forces and directs them away from the driver and passengers. For further protection, the Jimny Sierra is equipped with dual front airbags.




Genuine Ruggedness

There's no doubting the Jimny Sierra is built tougher than the terrain it has to travel.

For starters, its sturdy ladder type frame with rigid three-section design gives the Jimny Sierra a solid foundation that stabilises the ride and absorbs shock from the wheels. Its high performance three-link coil suspension handles both highway curves and rocky slopes with assurance.

The high performance braking system includes large diameter front disc brakes, an eight inch servo to reduce the effort applied to the brake pedal, and a load-sensing proportioning valve to enhance braking when carrying a full load.

Rigid full-width axles increase surface contact on uneven terrain and radial tyres and generous approach and departure angles give you extra confidence to climb hills.



A 34° Approach angle **B** 31° Ramp breakover angle **C** 45° Departure angle
(default setting, unloaded Jimny Sierra)

Real-World Power

When it comes to dynamic performance, Jimny Sierra gives you all the lean muscle you need with a 16 valve, 1.3 litre VVT engine. This lightweight all-aluminium powerplant is smooth-revving, fuel efficient and produces plenty of torque for the conditions you most often encounter on roads and dirt.

You can respond to changing weather and road conditions at a moment's notice with its drive action 4x4 system, which switches while in motion between 4WD and 2WD modes.

When in 4WD mode, you can switch between 4WD High for fairly flat surfaces and 4WD Low to negotiate off-road slopes.

The Jimny Sierra, equipped with four speed automatic or five speed manual transmission, keeps its environmental footprint small by delivering gains in fuel efficiency and reductions to emissions through electronic multipoint injection and electronically controlled exhaust gas recirculation.



2WD 2H 4H 4WD DRIVE ACTION 4x4



The vehicle must be travelling at less than 100km/h and in a straight line when switching from 2WD to 4WD or vice versa. Shifting between 4WD and 4WD-L is only possible when the vehicle is stationary.

- Air conditioning
- Push button 4WD selector
- Power windows
- CD player
- 12v accessory socket
- Power mirrors



Inspired to journey a little further

While the Jimny Sierra is a solid drive on the road, it won't be long before your thoughts turn to more remote places. Of course, it doesn't matter how far and wide you travel or where your journey takes you. When it's time to turn around, the Jimny Sierra is equipped with the type of comfort and amenities to ensure home is an easy drive away.

Genuine Suzuki Accessories



Rear upper spoiler Roof racks Front mud flap moulded Rear mud flap moulded Side steps Spare wheel cover

| DESCRIPTION | PART NUMBER | DESCRIPTION | PART NUMBER | DESCRIPTION | PART NUMBER |
|-----------------------------|------------------------------------|----------------------------|-----------------------------------|-----------------------------------|-----------------|
| EXTERIOR | | INTERIOR | | TOWING | |
| Fog lamps | 990E0-84A02 | Floor mat | MT 990AA-00809-005 | Tow bar (1,100kg braked) | 990AA-01709-007 |
| Headlamp protectors (front) | 990AA-00109-001 | Floor mat | AT 990AA-00809-006 | | |
| Weathershields | RHS 990AA-00209-006 | Dash mat | 990AA-00909-007 | ROOF | |
| Weathershields | LHS 990AA-00209-007 | First aid kit | Small 990AA-02010-006 | Roof Rack | 990AA-00709-007 |
| Bonnet protector | 990AA-00309-001 | First aid kit | Large 990AA-02010-003 | Strip, Load Cushion Cover | 990AA-00716-P15 |
| Dust deflector | Rear 990AA-00409-001 | Door lock knob | Chrome (set of 2) 99000-99079-200 | Aerial Mounting Kit | 990AA-00716-P05 |
| Side step | 99000-990YB-784 | AUDIO ENTERTAINMENT | | | |
| Mud flap flat | Front 990E0-76J20 | iPod interface | 990AA-01216-125 | SATELLITE NAVIGATION UNITS | |
| Mud flap flat | Rear 990E0-76J30 | | | Garmin NUVI 260 | 990AA-01216-260 |
| Exhaust tip | Chrome 99000-99069-402 | | | Garmin NUVI 260W | 990AA-01216-26W |
| Spoiler | Upper rear 99000-990YC-582 | | | Garmin NUVI 310 | 990AA-01216-310 |
| Mud flap moulded | Front 99000-99056-JBR | | | Garmin ZUMO 550 | 990AA-01210-550 |
| Mud flap moulded | Rear 99000-99004-Z60 | | | | |
| Spare wheel cover | Locking full cover 990AA-01309-002 | | | | |


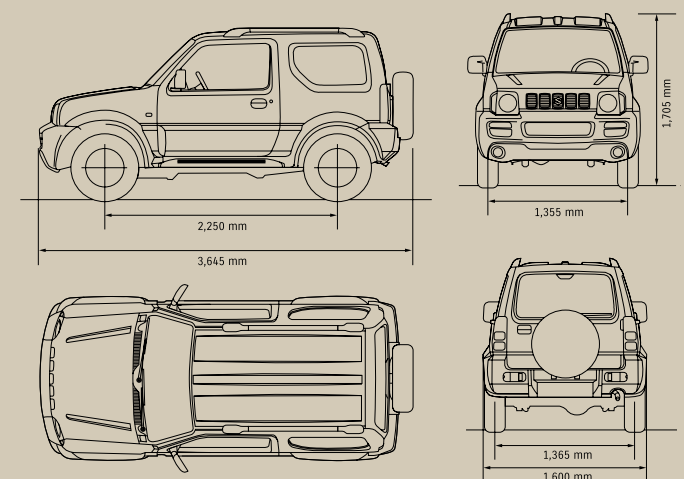
Specifications

| JIMNY SIERRA SPECIFICATIONS | 5 SPEED MANUAL | 4 SPEED AUTOMATIC | |
|--------------------------------------|----------------|----------------------|-------|
| DIMENSIONS | | | |
| Overall length | mm | 3,645 | |
| Overall width | mm | 1,600 | |
| Overall height | mm | 1,705 | |
| Wheelbase | mm | 2,250 | |
| Track | Front mm | 1,355 | |
| | Rear mm | 1,365 | |
| Ground clearance | mm | 190 | |
| WEIGHTS | | | |
| Kerb weight (min) | kg | 1,060 | 1,075 |
| Gross vehicle mass | kg | 1,420 | 1,420 |
| Towing capacity | braked (kg) | 1,100 | |
| | unbraked (kg) | 350 | |
| Tow ball download | kg | 75 | |
| ENGINE | | | |
| Type | | M13A VVT | |
| Number of cylinders | | 4 | |
| Number of valves | | 16 | |
| Piston displacement | | 1,328cc | |
| Bore stroke | | 78.0 x 69.5 | |
| Compression ratio | | 9.5:1 | |
| Maximum output | | 62.5kW / 6,000rpm | |
| Maximum torque | | 110Nm / 4,100rpm | |
| Fuel distribution | | Multipoint injection | |
| FUEL CONSUMPTION | | | |
| Combined litres / 100km | | 7.3 | 7.8 |
| CO ₂ emissions grams / km | | 174 | 184 |
| TRANSMISSION | | | |
| Gear ratio | 1st | 4.425 | 2.875 |
| | 2nd | 2.304 | 1.568 |
| | 3rd | 1.674 | 1.000 |
| | 4th | 1.190 | 0.696 |
| | 5th | 1.000 | - |
| | Reverse | 5.151 | 2.300 |
| Final gear ratio | | 4.300 | 4.090 |
| Transfer | High | 1.000 | 1.320 |
| | Low | 2.002 | 2.643 |

| CHASSIS | | |
|------------------------|-------|-------------------------------|
| Steering | | Ball & nut |
| Brakes | Front | Discs |
| | Rear | Drums |
| Suspension | Front | 3-Link rigid with coil spring |
| | Rear | 3-Link rigid with coil spring |
| Tyres | | 205 / 70R15 |
| Minimum turning radius | | 4.9m |
| Seating capacity | | 4 |
| Fuel tank capacity | | 40L |

| COMFORT | |
|---|---|
| Air conditioning | • |
| Radio / CD player | • |
| Power steering | • |
| Power windows | • |
| Remote keyless entry | • |
| Central door locking | • |
| Electrically adjustable outside mirrors | • |

| JIMNY SIERRA SPECIFICATIONS | 5 SPEED MANUAL | 4 SPEED AUTOMATIC |
|--|----------------|-------------------|
| INSTRUMENT PANEL | | |
| Tachometer | | • |
| Trip meter | | • |
| Digital clock | | • |
| INTERIOR | | |
| Push button 4WD selector | | • |
| Interior lights (3 positions) | | • |
| Sun visors with vanity mirrors (passenger's side) | | • |
| 12 volt accessory socket | | • |
| Day / night rear view mirror | | • |
| Sliding and fully reclining front seats | | • |
| Adjustable front / rear seat head restraints | | • |
| Walk-in sliding seat system (passenger side) | | • |
| Reclining and folding rear seats | | • |
| Moulded, cloth accented door trim | | • |
| Moulded rear quarter trim with pocket / cup holder | | • |
| Door pockets | | • |
| Centre console with cup holder | | • |
| Internal fuel lid opener | | • |
| SAFETY AND SECURITY | | |
| Driver & Passenger front SRS airbags | | • |
| 3-point ELR seat belts (x4) | | • |
| Height adjustable front seat belt anchorage | | • |
| Side impact protection beams | | • |
| Engine immobiliser | | • |
| ABS | | • |
| EXTERIOR | | |
| Halogen headlights | | • |
| 2 speed intermittent front wiper | | • |
| Intermittent rear wiper and washer | | • |
| Rear window demister | | • |
| Green tinted glass window | | • |
| Coloured bumper / body side moulding | | • |
| Alloy wheels | | OPT |
| Roof rails | | • |
| Free wheel hubs (vacuum hubs) | | • |
| DIMENSIONS | | |





SX4



GRAND VITARA



ALTO



SWIFT



All care is taken to ensure the accuracy of this brochure at the time of publication approval. Specifications, features, prices and model availability may vary from State to State and may change without notice. Always consult your authorised Suzuki Dealer or refer to www.suzuki.com.au for the latest details on all models. SUZUKI AUSTRALIA will not be held liable for any loss as a result of reliance on the content of this brochure, whether in negligence or otherwise. Vehicles are shown for illustrative purposes only and may not depict exact Australian specifications. Published September 2009. TSP_SUZ535

www.suzuki.com.au



Way of Life!