

 **TOYOTA HILUX**  
oh what a *feeling!*

HiLux 4x4.  
Action Utility Vehicle.





4x4 Xtra Cab SR5 model shown.

## Power and presence.

The Toyota HiLux is bigger, better and stronger than ever before. It's the versatile ute that is an Action Utility Vehicle (AUV). It's unbreakable workhorse meets off-road action lifestyle! Boasting impressive power across the range, inspiring performance and handling, comfort, and fabled HiLux reliability and dependability, it's got the performance you want and the toughness you've come to expect.

## Work safe in HiLux.

HiLux is thankfully big on safety as well. It has been designed for outstanding crash performance to the toughest Australian and European standards. You'll breathe easier with dual SRS airbags, pretensioning seatbelts and optional ABS brakes. The HiLux also has an energy absorbing front body/chassis structure and a strong Safe-T-Cell, to help keep the cabin intact during a collision. It's just another way that HiLux will further strengthen its 'unbreakable' reputation.

THE WORLD'S FIRST  
**AUV**  
ACTION UTILITY VEHICLE

Front cover: 4x4 Double Cab SR5 model shown.

TECHNICAL SPECIFICATION HILUX 4x4	SINGLE CAB		XTRA CAB			DOUBLE CAB				
	SR		SR	SR5		SR	SR		SR5	
	Cab Chassis		Cab Chassis	Pickup		Cab Chassis	Pickup		Pickup	
	Petrol	Turbo Diesel	Turbo Diesel	Petrol	Turbo Diesel	Turbo Diesel	Petrol	Turbo Diesel	Petrol	Turbo Diesel
<b>MECHANICAL</b>									A/T	M/T
4.0L V6 Twin Cam VVT-i Petrol engine	S	–	–	S	–	–	S	–	S	–
3.0L EDI Twin Cam Turbo Diesel engine	–	S	S	–	S	S	–	S	–	S
5-Speed Manual Transmission	S	S	S	S	S	S	S	S	S	S
4-Speed Auto Transmission	–	0	–	–	–	–	–	0	–	0
5-Speed Auto Transmission with AI Shift Control	0	–	–	–	–	–	0	–	0	–
<b>DIMENSIONS (*1)</b>										
Overall Length (mm)	4975		4975	5255		4975	5130		5255	
Overall Width (mm)	1760		1760	1835		1760			1835	
Overall Height (mm)	1795			1795			1810			
Wheelbase (mm)	3085			3085			3085			
Track – Front / Rear (mm)	1510		1510	1540		1510			1540	
Ground Clearance (mm)	217			215			210			
Overhang – Front	885			885			885			
Overhang – Rear	1005		1005	1160		1005	1160	1285	1160	1160
Angle of approach	30°			30°			30°			
Angle of departure	26°		26°	23°			26°		23°	
Tray Length (mm)	–		–	1805		–		1520		
Tray Width (mm)	–		–	1515		–		1515		
Tray Height (mm)	–		–	450		–		450		
<b>VEHICLE WEIGHTS &amp; CAPACITIES</b>										
Kerb Weight – Manual (kg) (*2)	1640 ~ 1690	1725 ~ 1775	1750 ~ 1795	1680 ~ 1715	1760 ~ 1800	1810 ~ 1850	1735 ~ 1775	1815 ~ 1860	1730 ~ 1775	1815 ~ 1865
Kerb Weight – Automatic (kg) (*2)	1670 ~ 1715	1750 ~ 1800	–	–	–	–	1755 ~ 1800	1840 ~ 1880	1760 ~ 1805	1835 ~ 1880
Gross Vehicle Mass (kg)	2750	2810	2710	2730	2710	2780	2810	2780	2810	2780
Max. front axle capacity (kg)	1300			1300			1300			
Max. rear axle capacity (kg)	1600			1520			1600			
Gross Combined Mass (kg) (*3)	4750	4600	4600	4750	4600	4600	4750	4600	4750	4600
Towing capacity – with trailer brakes (kg) (*4)						2250				
Towing capacity – without trailer brakes (kg) (*4)						750				
Seating capacity – including driver – Manual trans	3	3	4	4	4	5	5	5	5	5
Seating capacity – including driver – Auto trans	2	2	–	–	–	–	5	–	5	5
Fuel tank capacity (litres)	76									
<b>STEERING</b>										
Type	Power Assisted Rack and Pinion									
Turning Circle	12.2									
<b>BRAKES</b>										
System	Vacuum boosted hydraulic system									
Front	Ventilated disc brakes									
Rear	Self adjusting drum									
Anti-skid Braking System (ABS)	Option		Standard			Option		Standard		
<b>SUSPENSION</b>										
Type	Double wishbone type with coil springs, gas filled shock absorbers and stabiliser bar									
Front	Double wishbone type with coil springs, gas filled shock absorbers and stabiliser bar									
Rear	Leaf spring type rigid axle with gas filled shock absorbers									
<b>WHEELS</b>										
Tyres	205R16C		255/70R15C			205R16C		255/70R15C		
Wheels	6.0Jx16 steel		7.0Jx15 alloy (4)#			6.0Jx16 steel		7.0Jx15 alloy (4)#		
<b>ENGINE</b>										
	<b>V6 PETROL</b>					<b>TURBO DIESEL</b>				
Name	1GR-FE					1KD-FTV				
Type	V6 DOHC with 4 valves per cylinder with Variable Valve Timing with intelligence (VVT-i)					4 Cylinder in-line DOHC with 4 valves per cylinder, intercooler and electronic direct injection				
Fuel System	Electronic Fuel Injection					Electronic Direct Injection, Common Rail				
Fuel Type	Unleaded Petrol (*11)					Diesel				
Displacement (cc)	3956					2982				
Bore and Stroke (mm)	94.0 x 95.0					96.0 x 103.0				
Compression Ratio	10.0:1					17.9:1				
Max. Power (kW/rpm) (*5)	175/5200					126 / 3600				
Max. Torque (Nm/rpm) (*5)	376 / 3800 (auto) 343 / 2400-4800 (manual)					343 / 1400-3400				
<b>DRIVETRAIN</b>	<b>5 Speed Manual</b>		<b>5 Speed Automatic</b>			<b>5 Speed Manual</b>		<b>4 Speed Automatic</b>		
Gear Ratios	1st gear	3.830	2nd gear	2.062	3.520	3rd gear	2.042	2.330	1.531	2.804
	3rd gear	1.436	4th gear	1.000	1.400	4th gear	1.000	1.000	0.705	1.000
	5th gear	0.838	Reverse gear	4.220	0.716	5th gear	0.838	–	–	–
					3.224		4.220			2.393
Differential ratio – Front / Rear						3.583 / 3.583			3.727 / 3.727	
Transfer Gear Ratio – H4 / L4	1.000 / 2.566									
<b>FUEL ECONOMY (*6)</b>										
	<b>V6 PETROL</b>					<b>TURBO DIESEL</b>				
	Single Cab	Extra Cab	Double Cab	Single Cab	Extra Cab	Double Cab	Single Cab	Extra Cab	Double Cab	Double Cab
	Cab Chassis	Pickup	Pickup	Cab Chassis	Cab Chassis	Pickup	Cab Chassis	Cab Chassis	Pickup	Pickup
ADR 81/01 Combined (L/100km)	Manual	13.3	13.1	13.1	8.2	8.3	8.3	8.3	8.3	8.3
	Automatic	13.0	–	13.0	9.3	–	–	–	–	9.3

# Spare steel wheel

## IMPORTANT NOTICE - PLEASE READ

Toyota Australia uses its best endeavours to ensure brochure information is correct when published. You must check with your authorised Toyota dealer when ordering to ensure the vehicle with your chosen specifications, equipment and colour is available and that the vehicle can be delivered within a timeframe suitable to you. When ordering accessories, you must check with your authorised Toyota dealer to ensure the accessory's design, features and colours are available and will fit your vehicle. Colours displayed in this brochure are a guide only and may vary from actual colours due to printing/display process. Toyota Australia reserves the right to change without notice, at any time, prices, colours, materials, equipment, specifications and discontinuous colours/models. To the full extent allowed by law, Toyota Australia will not be liable for any damage, loss or expense incurred as a result of reliance on this brochure in any way. \*All Toyota Genuine Accessories purchased and fitted to a Toyota are warranted for the remainder of the New Vehicle Warranty or 12 months, whichever is greater. Toyota Genuine Accessories purchased from an authorised Toyota Dealer over the counter are warranted from the date of purchase for one year (unlimited kilometres). Conditions apply. All warranties are additional to the implied warranties under the Trade Practices Act 1974. Distributed nationally by Toyota Motor Corporation Australia Limited. ABN 64 009 686 097. Cnr Gannons Rd & Captain Cook Drive, Caringbah, NSW 2229. Part No. TYHILUX4WDD0408SV. Printed April 2008.

FEATURES	SINGLE CAB			XTRA CAB		DOUBLE CAB	
	SR	SR	SR5	SR	SR5	SR	SR5
<b>EXTERIOR</b>							
Body Colour front bumper	S	S	S	S	S	S	S
Chrome step type rear bumper	-	-	S	-	S	-	S
Body Colour radiator grille	-	-	S	-	S	-	S
Multi-reflector headlights	S	S	S	S	S	S	S
Front fog lamps	-	-	S	-	S	-	S
Laminated windscreen	S	S	S	S	S	S	S
Tinted side windows	S	S	S	S	S	S	S
16" Steel wheels with centre ornaments	S	S	-	S	-	S	-
15" Alloy wheels (4)	-	-	S	-	S	-	S
Spare steel wheel	S	S	S	S	S	S	S
Deck guard frame with stopper	-	-	-	Pickup	-	-	-
Alloy Sports bar	-	-	S	-	S	-	S
Side Steps	S	S	S	S	S	S	S
Chrome door handles & mirrors	-	-	S	-	S	-	S
Front only mudflaps	S	S	-	C/C	-	-	-
Front & Rear mudflaps	-	-	S	Pickup	S	-	S
Bonnet Scoop (*7)	S	S	S	S	S	S	S
Metallic paint	0	0	0	0	0	0	0
Touch-up paint	S	S	S	S	S	S	S
<b>INTERIOR</b>							
Cloth facing seat trim	S	S	-	S	-	S	-
Full cloth seat trim	-	-	S	-	S	-	S
Moulded front door trims with cloth inserts	S	S	S	S	S	S	S
Durable vinyl floor covering	S	S (*12)	-	S	-	S	-
Floor carpet	-	-	S	-	S	-	S
<b>Seating</b>							
Driver's bucket seat	S	S	S	S	S	S	S
Front bench passenger seat	S (*9)	-	-	-	-	-	-
Front passenger bucket seat	S (*8)	S	S	S	S	S	S
2 person capacity rear jump seat	-	S	S	-	-	-	-
3 person capacity rear seat with headrests	-	-	-	S	S	-	-
<b>FEATURES</b>							
Air conditioning - single type	0	0	S	0	S	0	S
Rotary type heater controls	S	S	S	S	S	S	S
Power front windows	S	S	S	-	-	-	-
Power front and rear windows	-	-	-	S	S	-	-
Driver's auto down window	S	S	S	S	S	S	S
<b>Instruments and controls</b>							
Power steering	S	S	S	S	S	S	S
Tilt adjustable steering column	S	S	S	S	S	S	S
Cruise Control (*8)	S (*12)	S (*12)	-	S (*12)	S	-	-
Optitron combination meter	-	-	S	-	S	-	-
Multi Information Display including trip computer	-	-	S	-	S	-	-
Power mirrors	S (*12)	S (*12)	S	S (*12)	S	-	-
Day/night interior mirror	S	S	S	S	S	-	-
Power accessory socket	-	-	S	-	S	-	-
Variable intermittent windscreen wipers	S	S	S	S	S	-	-
Rear window demister	-	S	S	S	S	-	-
Automatic transmission indicator in dash	-	-	-	-	S (*8)	-	-
Automatic transmission shift interlock	S (*8)	-	-	S (*8)	S (*8)	-	-
Headlights on - audible warning	S	S	S	S	S	-	-
Trip meter	S	S	S	S	S	-	-
Low fuel warning light	S	S	S	S	S	-	-
Digital clock in dashboard	S	S	S	S	S	-	-
<b>Lighting</b>							
Door operated dome lamp	S	S	S	S	S	-	-
Illuminated ignition switch	S	S	S	S	S	-	-
Front personal lamp	-	-	S	-	S	-	-
<b>Storage</b>							
Glovebox	S	S	S	S	S	-	-
Front Cupholder/s - in dash	S	S	S	S	S	-	-
Front Cupholder/s - in centre console	S (*8)	S	S	S	S	-	-
Rear Cupholders - in centre console	-	-	-	S	S	-	-
Drink/bottle holders - in front doors	S	S	S	S	S	-	-
Drink/bottle holders - in rear doors	-	-	-	S	S	-	-
Front door pockets	S	S	S	S	S	-	-
Centre dashboard storage	S	S	S	S	S	-	-
Centre console box with lid	S (*8)	S	S	S	S	-	-
Front ashtray and cigarette lighter	S	S	S	S	S	-	-
<b>Audio</b>							
AM/FM radio with MP3 compatible single disc CD player	S	S	-	S	-	-	-
AM/FM radio with MP3 compatible 6 disc in-dash CD changer	-	-	S	-	S	-	-
Audio input compatible with iPod® or other portable MP3 players†	S	S	S	S	S	-	-
Bluetooth™†† hands-free telephone capability	-	-	S	-	S	-	-
Number of speakers	2	2	4	2	4	-	-
Manual antenna in A-Pillar	S	S	S	S	S	-	-
Security coded radio	S	S	S	S	S	-	-

FEATURES	SINGLE CAB			XTRA CAB		DOUBLE CAB	
	SR	SR	SR5	SR	SR5	SR	SR5
<b>SAFETY</b>							
Anti-skid Braking System (ABS)	0	0	S	0	S	0	S
Driver and front passenger SRS airbags	S	S	S	S	S	S	S
Driver's seatbelt warning lamp	S	S	S	S	S	S	S
Driver's pre-tensioner seatbelt	S	S	S	S	S	S	S
Front passenger pre-tensioner seatbelt (*10)	S	S	S	S	S	S	S
Front centre seat lap seatbelt	S (*9)	-	-	-	-	-	-
Lap/sash seatbelts for rear outer seating positions	-	S	S	-	S	-	S
Lap type seat belt for rear centre seat position	-	-	-	-	S	-	S
Door ajar warning light	S	S	S	S	S	S	S
High mount centre rear stop lamp	-	-	S	-	S	Pickup	S
Front door anti-intrusion beams	S	S	S	S	S	S	S
Collapsible steering column	S	S	S	S	S	S	S
<b>SECURITY</b>							
Engine immobiliser	S	S	S	S	S	S	S
Power door locks	S	S	S	S	S	S	S
Remote keyless entry	S	S	S	S	S	S	S
Lockable Glovebox	S	S	S	S	S	S	S
Remote fuel door release	-	-	S	-	S	Pickup	S
Fuel cap holder tether	-	-	S	-	S	Pickup	S
Locking fuel cap	S	S	-	-	C/C	-	-
<b>ACCESSORIES - Dealer fit, available at extra cost*</b>							
Towbar with & without Rear Step 2250 kg (braked) (*4)	D/F	D/F	D/F	D/F	D/F	D/F	D/F
Towbar 1200 kg (braked) (*4)	D/F	D/F	-	-	D/F	-	-
Breaker Steel Bull Bar (pickup only)	-	-	-	-	-	-	-
- Superwinch & Airbag compatible	D/F	D/F	D/F	D/F	D/F	D/F	D/F
Forge Alloy Bull Bar - Airbag compatible	D/F	D/F	D/F	D/F	D/F	D/F	D/F
Alloy Nudge Bar - Airbag compatible	D/F	D/F	D/F	D/F	D/F	D/F	D/F
Superwinch (for fitment to Steel Bull Bar)	D/F	D/F	D/F	D/F	D/F	D/F	D/F
Driving Lights (for fitment to Bull Bars)	D/F	D/F	D/F	D/F	D/F	D/F	D/F
Traybodies - Alloy and Steel, wide range of options	D/F*	D/F*	D/F	D/F	D/F	D/F	D/F
Hard Tonneau Cover - colour matched - Pickup Only	-	-	D/F	-	D/F	-	D/F
Soft Tonneau Cover - Pickup Only	-	-	D/F	-	D/F	-	D/F
Roof Racks - 2 bar set	-	-	-	-	D/F	-	D/F
Bonnet Protector, Headlamp Covers and Weathershields	D/F	D/F	D/F	D/F	D/F	D/F	D/F
Fabric Seat Covers	D/F	D/F	D/F	D/F	D/F	D/F	D/F
Canvas Seat Covers	D/F	D/F	-	-	D/F	-	-
High and Low Roof Canopy - Pickup Only	-	-	-	-	D/F	-	D/F
Ute Liner - Pickup Only	-	-	-	-	D/F	-	D/F
All Weather Rubber Floor Mats	D/F	D/F	D/F	D/F	D/F	D/F	D/F
All Weather Rubber Ute Mat - Pickup Only	-	-	D/F	-	D/F	-	D/F
6 in-dash MP3 Compatible CD Changer and Radio with Bluetooth™†† Handsfree Communications & Auxiliary Audio Input	D/F	D/F	S	D/F	S	D/F	S
Satellite Navigation Audio System** - Includes 4 in-dash MP3 CD Changer & Radio with Bluetooth™†† Handsfree Communications	D/F	D/F	D/F	D/F	D/F	D/F	D/F
FollowMe Sound and Navigation System** - Includes single in-dash MP3 CD Changer and Radio with Bluetooth™†† Handsfree Communications, USB in and (optional) iPod® control †	D/F	D/F	D/F	D/F	D/F	D/F	D/F
<b>Key</b>							
S = Standard, - = Not available, 0 = Option available at extra cost, O/P = Option pack available at extra cost.							
D/F = Dealer fit option available at extra cost, Pickup = Standard on Pickup models, C/C = Standard on Cab Chassis models.							
Note: Options may only be available in combination with others, please see your dealer for details.							
<b>Options - Available at extra cost</b>							
*1 = Some vehicle dimension figures are approximate and may vary due to options and accessory fitment.							
*2 = Kerb weights are nominal and will vary depending on options, accessories and tray/body type.							
*3 = Gross Combined Mass (GCM) is the total permissible combined weight of the vehicle and trailer/caravan being towed including occupants, fuel & cargo.							
*4 = Towbar capacity subject to regulatory requirements, towbar design, vehicle design and towing equipment limitations.							
*5 = Power and torque test standards differ. Ensure comparisons use same test standard. V6 engine based on 95+ RON.							
*6 = Fuel consumption will vary depending on driving conditions/style, vehicle conditions and options/accessories. Source of fuel consumption data: ADR81/01 combined (L/100km)							
*7 = Turbo Diesel engine only.							
*8 = Automatic transmission model only.							
*9 = Manual transmission model only.							
*10 = Not fitted to front centre lap seatbelt.							
*11 = RON 91 or higher. For improved vehicle performance, the use of premium unleaded petrol with a RON of 95 or higher is recommended.							
*12 = Available from August 2007 Production.							
† = The Bluetooth word mark is owned by Bluetooth SIG, Inc. Bluetooth™ will only operate with telephones enabled with compatible Bluetooth™ wireless technology (HFP [HandsFree Profile] v1.0 and OPP [Object Push Profile] v1.1 international standards).							
^ = Available from January 2007 Production.							
** = Current Navigation mapping database encompasses major capital and primary national road networks as well as offering some coverage in regional areas.							
†† = Optional FollowMe iPod® kit available. iPod® is a registered trademark of Apple Inc.							



SR5 Model shown.

# The HiLux Range.




### SR

This is the worker you can take anywhere. 4WD, so it's right for the farm or city worksites and equipped for both. This HiLux is available in an automatic turbo diesel, so you get low down grunt with sensible running costs. It's also great to live with, thanks to the added creature comforts. So whether you're checking fire trails or searching for the best wave breaks, SR will take you there and back.

### SR5

This HiLux takes everything to the max. With its proven 4WD capabilities it can negotiate boggy worksites or snow-clad tracks to the ski fields with ease. You'll enjoy maximum comfort whether you choose the Double Cab or Xtra Cab to make long journeys easy going. Plus it dresses up for work, with chrome mirrors, body-coloured overfender flares, chrome door handles and an alloy sports bar. HiLux SR5 is the best looking HiLux ever.

# Colour guide.

							
Glacier White (040)	Sterling Silver* (1C0)	Ink* (209)	Velocity Red* (3E5)	Dusty Grey* (4P9)	Charcoal Grey* (1E9)	Green Aspen* (6S3)	Cascade Blue* (8P4)

### TOYOTA SERVICE ADVANTAGE - A SERVICE PLAN THAT IS GENUINELY BETTER FOR YOUR NEW HILUX#

Nobody knows the Toyota HiLux like a Toyota trained technician. So to make your HiLux experience even better, it now comes with a fixed price standard service plan for the first three years or 60,000 kilometres, whichever ever comes first (up to the first six standard services). Terms and conditions apply. See your dealer or [advantage.toyota.com.au](http://advantage.toyota.com.au) for eligibility, pricing and more information. Toyota Service Advantage pricing represents the maximum amount payable for standard scheduled servicing which is as per 'maintenance for normal operating conditions' outlined in the Warranty and Service Handbook's service schedule. Service Plan eligibility excludes Government and Rental vehicles and certain other exclusions apply.

#HiLux models applicable under Toyota Service Advantage effective from April 2008 compliance plate vehicles onwards.

Note: Toyota Australia reserves the right to vary and discontinue from time to time the interior and exterior colours, trims and colour/trim/model combinations currently available. Colours and trims displayed here are a guide only and may vary from actual colours due to printing/display process. See your Toyota dealer to confirm colour/trim/model availability when ordering your vehicle.

\*Indicates mica, metallic or pearlescent paint which is available at extra cost. ^Available from August 2007 Production.





Get it on and go your own way.

4x4 Double Cab SR5 Utility shown is accessorised with Forge Alloy Bull Bar, Hard Tonneau Cover, Ute Liner, Towbar, Towball and Trailer Wiring Harness, Headlamp Covers, Bonnet Protector, Weathershields, Fabric Seat Covers and All Weather Rubber Floor Mats.

THESE ARE JUST SOME OF THE ACCESSORIES AVAILABLE FOR YOUR HILUX. FOR A COMPLETE LIST AND FURTHER DETAILS, PLEASE SEE YOUR TOYOTA DEALER OR REFER TO OUR WEBSITE.



ALLOY TRAY BODY WITH OPTIONAL REAR RACK AND ALLOY WINDOW PROTECTOR FITTED



CANOPY (HIGH ROOF)



UTE LINER AND TAILGATE LINER




TOWBAR WITH REAR STEP (2250kg Braked)\* TOWBALL AND TRAILER WIRING HARNESS (SOLD SEPARATELY)



CANVAS SEAT COVERS



ALLOY NUDGE BAR – AIRBAG COMPATIBLE



ALL WEATHER RUBBER FLOOR MATS FRONT AND REAR AVAILABLE (SOLD SEPARATELY)



HARD TONNEAU COVER




SOFT TONNEAU COVER



4X4 FORGE ALLOY BULL BAR – WITH OPTIONAL DRIVING LIGHTS (SOLD SEPARATELY)



AUDIO CABLE AND CAR CHARGER FOR IPOD®



FOLLOWME SOUND AND NAVIGATION SYSTEM\* – INCLUDES SINGLE IN-DASH MP3 CD CHANGER AND RADIO WITH BLUETOOTH™†† HANDSFREE COMMUNICATIONS, USB IN AND (OPTIONAL) IPOD® CONTROL‡



SATELLITE NAVIGATION AUDIO SYSTEM\* – INCLUDES 4 IN-DASH MP3 CD CHANGER AND RADIO WITH BLUETOOTH™†† HANDSFREE COMMUNICATIONS



6 IN-DASH MP3 COMPATIBLE CD CHANGER AND RADIO WITH BLUETOOTH™†† HANDSFREE COMMUNICATIONS AND AUXILIARY AUDIO INPUT

## TOYOTA GENUINE ACCESSORIES ARE COVERED BY OUR TOYOTA WARRANTY‡

Some Toyota Genuine Accessories are not applicable to all HiLux models. See your Toyota dealer for advice regarding Toyota Genuine Accessories. Pictured Accessories are all sold separately. For a comprehensive guide on the entire range of Toyota Genuine Accessories, visit our website at [accessories.toyota.com.au](http://accessories.toyota.com.au).

‡All Toyota Genuine Accessories purchased and fitted to a Toyota are warranted for the remainder of the New Vehicle Warranty or 12 months, whichever is greater. Toyota Genuine Accessories purchased from an authorised Toyota Dealer over the counter are warranted from the date of purchase for one year (unlimited kilometres). Conditions apply. All warranties are additional to the implied warranties under the Trade Practices Act 1974. †The Bluetooth word mark is owned by Bluetooth SIG, Inc. Bluetooth™ will only operate with telephones enabled with compatible Bluetooth™ wireless technology HFP (Hands Free Profile) v1.0 and OPP (Object Push Profile) v1.1 international standards. \*Current Navigation mapping database encompasses major capital and primary national road networks, as well as offering some coverage of regional areas. #Towbar capacity subject to regulatory requirements, towbar design, vehicle design and towing equipment limitations. †Available on selected models where AUX-In option is part of audio unit. Suits iPod® models that have a dock connector. Refer to your Apple iPod® Instruction Manual. iPod® is a registered trademark of Apple Inc. This accessory is not a Toyota Genuine Accessory (supplier branded) and is warranted for 12 months from the date of purchase. This warranty is additional to the implied warranties under the Trade Practices Act 1974. †Optional FollowMe iPod® kit available. iPod® is a registered trademark of Apple Inc.