

Prado

Rugged elegance.



TOYOTA

toyota.com.au



Oh what a feeling!

MECHANICAL SPECIFICATIONS		4.0 litre Petrol V6	3.0 litre Turbo-diesel
Engine	Max power (kW@rpm)	202@5600	127@3400
	Max torque (Nm@rpm)	381@4400	410@1600-2800
	Valve train	24-valve DOHC with Dual VVT-i	16-valve DOHC
	Bore x Stroke (mm)	94.0 x 95.0	96.0 x 103.0
	Compression ratio	10.4:1	17.9:1
Transmission	Transmission	5-speed Automatic	6-speed Manual and 5-speed Automatic
	Gear ratios – Automatic transmission	Automatic: 1st 3.52; 2nd 2.042; 3rd 1.4; 4th 1; 5th 0.716; Reverse 3.224	Automatic: 1st 3.52; 2nd 2.042; 3rd 1.4; 4th 1; 5th 0.716; Reverse 3.224
	Gear ratios – Manual transmission	n/a	Manual: 1st 4.171; 2nd 2.19; 3rd 1.488; 4th 1.193; 5th 1; 6th 0.799; Reverse 3.607
	Differential Gear Ratio (High/Low)	3.727:1	3.909:1 (M/T), 3.727:1 (A/T)

PRADO MODEL		GX Turbo-diesel	GXL Petrol	GXL Turbo-diesel	VX Petrol	VX Turbo-diesel	Kakadu Petrol	Kakadu Turbo-diesel	
Dimensions and Weights	Overall length (mm)	4930	4930	4930	4930	4930	4930	4930	
	Overall width (mm)	1885	1885	1885	1885	1885	1885	1885	
	Overall height (mm)	1845	1890	1890	1890	1890	1880	1880	
	Wheelbase (mm)	2790	2790	2790	2790	2790	2790	2790	
	Front and rear track (mm)	1605	1585	1585	1585	1585	1585	1585	
	Running clearance (mm)	220	220	220	220	220	220	220	
	Kerb weight (kg) ¹ – Manual transmission	2205 (5-seat) 2265 (7-seat option)		2320					
	Kerb weight (kg) ¹ – Automatic transmission	2210 (5-seat) 2270 (7-seat option)	2250	2330	2345	2425	2355	2435	
	Gross Vehicle Mass (kg) ²	2990	2900	2990	2900	2990	2900	2990	
	Approach/departure/brake over angles (degrees)	32/25/22	32/25/22	32/25/22	32/25/22	32/25/22	32/24/22	32/24/22	
Capacities	Towing capacity ³ – with trailer brakes	2500	2500	2500	2500	2500	2500	2500	
	Towing capacity ³ – without trailer brakes	750	750	750	750	750	750	750	
Wheels	17" Alloy wheels	•	•	•					
	18" Alloy wheels				•	•	•	•	

1. Kerb, tare and payload weights are nominal and vary depending on options and accessories.

2. Gross Vehicle Mass (GVM) is the total permissible combined weight of the vehicle, including occupants, fuel and cargo.

3. Towing capacity is subject to regulatory requirements, towbar and vehicle design and towing equipment limitations.

4. Ask your Dealer for Toyota Genuine Towbar capacity and availability details.

4. Reversing Camera is a driver assist device only and should not be used as a substitute for safe driving practices.

The area into which the vehicle is driven must be visually monitored by the driver.

5. Not available on manual transmission.

6. Current navigation mapping database encompasses major capital and primary national road networks and offers some coverage in regional areas.

7. Paint featured is an optional extra at additional cost.

PRADO MODEL		GX Turbo-diesel	GXL Petrol	GXL Turbo-diesel	VX Petrol	VX Turbo-diesel	Kakadu Petrol	Kakadu Turbo-diesel
Exterior	Fog lamps (rear)		•	•	•	•	•	•
	Halogen headlamps with 'Headlight-On' function	•	•	•				
	LED headlamps and Daylight Running Lamps (DRLs)				•	•	•	•
	Manual headlamp levelling	•	•	•				
	Automatic headlamp levelling				•	•	•	•
	Heated and retractable side view mirrors		•	•	•	•	•	•
	Privacy glass		•	•	•	•	•	•
	Full size spare wheel	•	•	•	•	•	•	•
	Front and rear mudguards	•	•	•	•	•	•	•
Interior	40:20:40 split sliding second-row seats	•	•	•	•	•	•	•
	50:50 split fold flat third-row seats	7-seat option	•	•	•	•	•	•
	Urethane steering wheel with audio and telephone controls	•						
	Premium steering wheel with audio and telephone controls		•	•	•	•	•	•
Instruments	3-zone climate control air conditioning		•	•	•	•	•	•
	Blu-ray Rear Seat Entertainment system with 3x wireless headsets						•	•
	Multi Information Display (MID)				•	•	•	•
	Smart Entry and Start system	•	•	•	•	•	•	•
Safety	Anti-lock Braking System (ABS) with Electronic Brake-force Distribution (EBD) and Brake Assist (BA)	•	•	•	•	•	•	•
	Vehicle Stability Control (VSC)	•	•	•	•	•	•	•
	Blind Spot Monitor (BSM)						•	•
	Seven SRS airbags	•	•	•	•	•	•	•
	Reversing Camera ⁴	•	•	•	•	•	•	•
Off-road Capabilities	5-speed CRAWL Control ⁵						•	•
	Kinetic Dynamic Suspension System (KDSS)				•	•	•	•
	Multi-Terrain Select system ⁵ (MTS)						•	•
Sound System	Single-disc in-dash CD player with LCD touchscreen, MP3 compatibility and AM/FM tuner	•	•	•				
	Electro-Multi Vision (EMV) single disc in-dash CD player with MP3 compatibility and AM/FM tuner				•	•	•	•
	Satellite Navigation ⁶				•	•	•	•

IMPORTANT NOTICE – PLEASE READ:

Toyota Australia has used its best endeavours to ensure this material is accurate at the time of printing. However, all information must be confirmed with your Toyota dealer at the time of ordering, as specifications and details will change over time. Colours displayed here are a guide only and may vary from actual colours. To the extent permitted by law, Toyota Australia will not be liable for any damage, loss or expense incurred as a result of reliance on the information and photos contained in this material. Material distributed in Western Australia by or on behalf Prestige Motors Pty Ltd (for vehicles) and by Eastpoint Pty Ltd (for parts/accessories). Toyota Australia makes no warranties regarding (and will not be liable for) the accuracy of materials distributed in Western Australia.


PART NUMBER: TYPRADOPACKSAV1013. VALID: X5082-1. PRINTED: OCTOBER 2013. GTO1504.



Front cover and interior: Kakadu model shown



Glacier White 040




Crystal Pearl⁷ 070




Silver Pearl⁷ 1F7




Graphite⁷ 1G3




Metal Storm⁷ 1H2



Liquid Bronze⁷ 4T3



Dynamic Blue⁷ 8S6



Ebony 202

TRIM GUIDE	GX and GXL		VX and Kakadu	
	Ivory Fabric (FH01)	Black Fabric (FH22)	Ivory Leather Accented (LJ01)	Black Leather Accented (LJ22)
Glacier White	•	•		
Crystal Pearl ⁷			•	•
Silver Pearl ⁷		•		•
Graphite ⁷		•		•
Metal Storm ⁷		•		•
Liquid Bronze ⁷	•		•	•
Dynamic Blue ⁷		•		•
Ebony	•	•	•	•

Rugged and retro inspired.

When you consider the many challenges of a modern lifestyle, dropping the kids at school can now be as treacherous as negotiating a mountain pass. Which is why Prado has been designed to provide refined comfort, rugged

dependability and smooth driving, whether in town, off-road or out on the highway. Boasting bold, contemporary and head turning style, Prado is also purpose built to give you plenty of 4WD muscle to handle the tough stuff and

tow heavy loads. All smartly combined with an abundance of intelligent features and outstanding creature comforts to help make sure you'll always arrive safe, refreshed and relaxed, whatever the destination.