

LandCruiser 200

King off the Road.



TOYOTA

toyota.com.au



Oh what a feeling!

All hail the King.

Way back in 1958, our very first LandCruiser helped build the Snowy Mountains Hydro-Electric Scheme, reliably carrying workers to and from the job in unforgiving and unrelentingly hard conditions. Since those back-breaking 'survival tool' days, LandCruiser has stamped its authority as the tough, uncompromising WorkHorse

that's come to be known as the 4WD that built Australia. Now, nearly sixty years on, LandCruiser 200 is a true Australian icon.

Even as it has evolved to incorporate the very latest cutting edge technology and luxury, the rich heritage of the job hardened, proven DNA is still at the heart of every 200 Series.



Front cover and this page: Sahara model shown.



Bi-Beam LED headlamps – Sahara model shown

Toughness never looked so good.

When driving in some of the world's hardest conditions, you need proven strength and clever thinking to go the distance. Which is why a group of the world's finest four-wheel drive engineers crafted LandCruiser 200 to be both rugged in purpose and refined in intent. One look at the broad, uncompromising stance and meticulous attention to detail tells you LandCruiser 200 is more than ready to dominate. Whether on the road, crawling through muddy rivers or battling in the bush, you'll quickly appreciate LandCruiser 200 is seriously engineered to handle the hard stuff.

As well as looking bold and ready for action, the aggressive grille, protruding hood and radiator also add to the airflow of the engine. Sturdy roof rails are fitted as standard on GXL models and up, and the streamlined chrome side protection on Sahara variants not only looks good, but also protects against side by side door opening damage.

With LandCruiser 200, you've got rock solid appeal to match its hard-earned reputation as 'King off the Road.'

Split tail gate and power back door – Sahara model shown



LED brake lamps – GXL model shown

The way ahead is more than clear.

Echoing its uncompromising history, the bold headlamp styling on the 200 Series has been inspired by LandCruiser's past – even down to the LandCruiser logo in the corner. These distinctly styled projector headlamps on GXL models feature a LED low-beam and Halogen hi-beam, rising to Bi-LED headlamps on VX and

Sahara models that automatically switch on in low or dusk levels of light. The Sahara also features Automatic High Beam¹ (AHB) that automatically adjusts the high beam when it senses traffic ahead.

Each time you start a GXL, the auto-levelling feature will adjust the headlamps to match the pitch angle of the car for optimum performance. While the dynamic auto-levelling in VX and Sahara models constantly adjusts the headlamps whilst you're in

motion, so whatever you're carrying and in all conditions, the light beam will always point in the optimum direction.

The Sahara and VX models also feature LED Daytime Running Lamps (DRLs), plus an integrated headlamp cleaning device and LED foglamps set in chrome surrounds to add extra style and further enhance visibility.

While the back door garnish blends with the tail lamps to provide an added touch of sophistication on GXL, VX and Sahara models.



Sahara model shown.



Sahara model shown.



Optitron Combimeter – VX and Sahara models only



Electro Multi Vision (EMV) system – VX and Sahara models only



Off-road control panel – Sahara model only (Overseas model shown)



Climate control front seats – Sahara model only



USB and 3.5mm aux input – VX and Sahara models only (Overseas model shown)

Wide open comfort and space inside.

The LandCruiser 200 might be tough as nails outside, but inside you'll be treated to a luxurious expanse of creature comforts. So wherever your LandCruiser 200 takes you, you'll always feel reassuringly removed from the rigours of the outside world. On the VX and Sahara models you'll find steering wheel controls for audio functions along with Multi Information Display (MID), telephone and voice recognition controls to help make it an effortless journey.

From the outback to the inner city, the Satellite Navigation² fitted on the GXL, VX and Sahara models makes it easier to reach your destination and head back home again. In the Sahara and VX, this operates via an Electro Multi Vision (EMV) system that also controls the 9-speaker audio system and the pollen filtered air conditioning with 4-zone climate control.

In Sahara, the Rear Seat Entertainment system features two 11.6" screens installed behind the driver's and front passenger's headrests. GXL models and up offer dual-zone climate control for passengers in the front seats and additional cooler controls in the rear seats, whilst the GX has air conditioning fitted as standard.



Dual 11.6" Rear Seat Entertainment system – Sahara model only



Cool box – Sahara model only



2nd row seating – Sahara model shown



4-zone climate control air conditioning – Sahara and VX models only



Overhead console – Sahara model shown

Goes where others fear to tread.

LandCruiser has always been ready for the toughest conditions, and the 200 Series raises its already legendary capability. The Torsen Limited Slip Differential has a front-to-rear

torque distribution structure of 41:59 to ensure greater stability and control when accelerating. On slippery, uneven surfaces the CRAWL Control³ allows you to maintain a low constant speed by automatically and independently controlling both engine power and brake input to each wheel. This feature also includes Turn Assist to help manage you through the tightest of low-speed corners.

The Kinetic Dynamic Suspension System (KDSS) hydraulically controls the anti-roll bar and makes intelligent adjustments depending on whether greater off road wheel articulation or more competent on road handling is required. The VX and Sahara models are also fitted with a five setting Multi-Terrain Select (MTS) system that allows you to choose the specific grip assistance to match the terrain.



Sahara model shown.

Take charge of the situation.

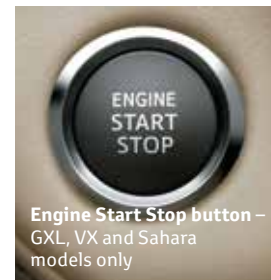
With a Smart Entry and Start system on the GXL, VX and Sahara, it's easy to jump in and get started, even with your keys still in your pocket or bag. When reversing, the integrated Reversing camera⁴ in the GXL, VX and Sahara models helps make it easier to see what's behind. In tight spaces, Park Assist⁴ on the VX and Sahara models uses audible warnings to help you squeeze in and out with ease. The Sahara is also equipped with a Multi-Terrain Monitor⁵ (MTM) that uses four cameras to help give you a close look at the conditions right around the vehicle.

In all models you'll find a 12V outlet inside a small storage compartment just below the centre cluster and in Sahara models there's also an integrated wireless charger.


Even with such an abundance of technological innovations, the 200 Series is still 100% LandCruiser tough. When faced with the steepest terrain, Hill-start Assist Control⁶ (HAC) will help ensure a smooth take-off and the Multi-Terrain Anti-lock Braking System (ABS) is also fitted as standard on all models. You'll have Active Traction Control system (A-TRC) to automatically distribute the power to the tyres with the best grip while Electronic Brake-force Distribution (EBD) automatically increases the brake force to the wheel(s) that need it most.



Multi-Terrain Monitor⁵ – Sahara models only



Engine Start Stop button – GXL, VX and Sahara models only



Smart key – GXL, VX and Sahara models only



Wireless charger – Sahara model only (Overseas model shown)



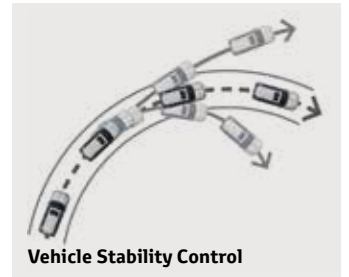
Reversing camera⁴ – GXL, VX and Sahara models only



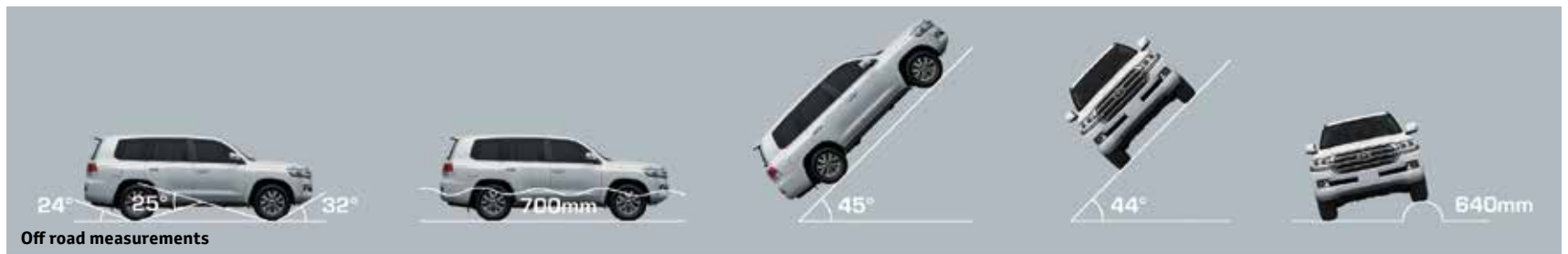
CRAWL Control with Turn Assist³



Anti-lock Braking System



Vehicle Stability Control



Off road measurements

Power to reach further than ever before.

LandCruiser's reputation has been built on rock solid performance and as 'King off the Road,' LandCruiser 200 gives you the choice of two awesome engines. The 4.6 litre V8 Petrol engine is seriously powerful, producing a massive 227kW, and combined with a maximum torque of 439Nm at 3400rpm, it pulls like a train too. It also meets strict EURO V emissions regulations to deliver improved fuel efficiency¹⁶ and performance. The 4.5 litre V8 Twin Turbo-diesel engine with intercooler and direct injection is a serious beast in its own right. Muscling up with 200kW of power and 650Nm of heavy duty torque at 1600 – 2600rpm, it delivers all the grunt you'll ever need across this wide brown land. Whichever engine you choose, the power will be smoothly delivered by a 6-speed Super Electronic Control Automatic Transmission (ECT). It features the latest technology to improve performance and efficiency while remaining surprisingly quiet.



Tough on the outside, safe on the inside.

No matter how rough and tumble it gets the safety features are engineered to provide you with maximum protection. In the event of a collision, the safety frame and impact absorbing structure works with the upper body reinforcement to absorb and redistribute the impact. All models feature driver and front passenger dual stage SRS airbags, knee and front side airbags for the driver and passenger, as well as curtain shield airbags for the front

and second row passengers. In the GXL, VX and Sahara, full-length curtain shield airbags have been added to protect passengers in the third row. In the VX and Sahara additional second row side airbags have also been added.

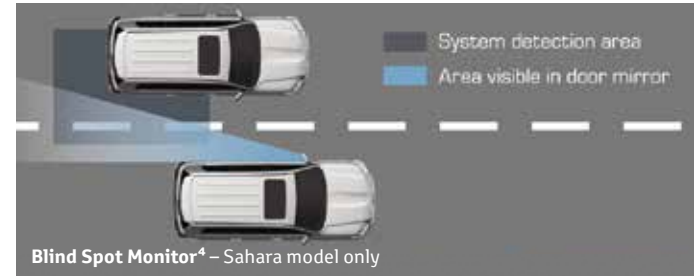
On Sahara Toyota Safety Sense delivers advanced driver assistance functions. These include Pre-Collision Safety system⁷ (PCS) that senses a collision is imminent and applies the brakes and tensions seatbelts. Lane Departure Alert⁴ (LDA) provides an audible warning should you drift out of your lane and Active Cruise Control⁸ (ACC) helps maintain a constant distance between you and the vehicle in front.

On Sahara there's also a Blind Spot Monitor⁴ to help alert you of any vehicles in blind spots, and the Rear Cross Traffic Alert⁴ helps alert you of any vehicles approaching from the side when reversing out of a parking spot.

The safety features on LandCruiser 200 also do more than just help protect people. When towing, the Trailer Sway Control (TSC) uses sensors to help suppress sway triggered by various elements including wind, bumpy roads and the steering operation.



SRS airbags – Sahara model shown



Blind Spot Monitor⁴ – Sahara model only



Blind Spot Monitor⁴ – Sahara model only

LandCruiser GX



- 6-speed automatic transmission
- 17" steel wheels
- Snorkel (standard)
- Fabric seat material and vinyl floor covering
- Full time 4WD
- Vehicle Stability Control (VSC)
- Active Traction Control (A-TRC)
- Tilt and telescopic adjustable steering column
- AM/FM Radio with MP3, Single CD and Bluetooth®⁹
- 12V accessory connector
- Emergency brake signal
- Manual seat adjustment and driver power lumbar adjustment
- 138L total fuel tank capacity (93L main and 45L sub tank)
- Engine immobiliser
- Driver and front passenger SRS, knee and side airbags, front and second row curtain shield airbags
- Power windows and mirrors
- Multi Terrain Anti-Lock Braking System
- CRAWL Control with Off-Road Turn Assist
- Vertically hinged barn door tailgates
- Trailer sway control
- Diesel particulate filter

LandCruiser GXL



In addition to or replacement of GX features:

- 17" alloy wheels
- Privacy glass
- Body coloured mirrors
- Driver and passenger illuminated vanity mirrors
- Dual-zone front climate control and rear cooler
- Rear spoiler
- Aluminium side steps
- LED Low beam headlamps with standard auto-levelling and LED clearance lamp
- Premium steering wheel and gear knob
- Carpet floors
- 1 x 12V accessory connector and 220V rear accessory connector
- Horizontal split tailgate
- Smart Entry and Start system
- Reversing camera⁴
- Satellite Navigation²
- Variable intermittent wiper
- Kinetic Dynamic Suspension System (KDSS) (available as option on GXL Turbo-diesel)
- 8 seats with cloth trim
- 6 speakers
- Alarm
- 4.6L V8 Petrol engine option
- Roof rails

LandCruiser VX



In addition to or replacement of GXL features:

- Leather Accented seats
- 18" alloy wheels
- Rain sensing wipers
- Power retractable mirrors
- Moonroof
- Black anodized look side steps
- Woodgrain-look interior highlights
- Bi-LED Headlamps with dynamic auto-levelling and LED Daytime Running Lamps (DRLs)
- LED Front fog lamps
- Dusk sensing headlamp (with auto-off)
- Front clearance and rear parking sensors
- Audio, Multi Information Display (MID), Telephone and voice recognition steering wheel switches
- Optitron combimeter and Multi Information Display
- 40/20/40 folding second row seats
- 7-seat capacity for Turbo-diesel models
- Stainless steel window moulding
- 4-zone climate control air conditioning
- 9-speaker 9" Electro Multi Vision (EMV) audio with Digital Radio¹⁰ and USB and AUX input
- Multi Terrain Select
- Power adjustable driver and front passenger seats

LandCruiser Sahara



In addition to or replacement of VX features:

- Power back door
- Side mirror (Heated exterior mirrors with Electro-Chromatic and Memory features)
- 4-camera Multi Terrain Monitor with Back Guide Monitor
- Cool Box
- Climate Control front seats
- 2nd row heated seats
- Illuminated scuff plates
- Active headrests
- 3-position driver setting memory
- Woodgrain-look steering wheel
- Electrically adjustable steering wheel
- Lane Departure Alert (LDA)
- Automatic High Beam (AHB)
- Dual 11.6" Rear Seat Entertainment system
- Wireless charger
- Pre-Collision Safety system⁷ and Active Cruise Control⁸
- Blind Spot Monitor with Rear Cross Traffic Alert

Colours fit for the King.

The LandCruiser 200 is available in ten colours,^{11,12} each a regal finish to an imposing presence. All you need to do is choose the one that best suits your purpose and personal style.



Glacier White



Crystal Pearl¹² – available on VX and Sahara models only



Silver Pearl¹² – not available with Beige Leather Accented interiors



Vintage Gold¹² – available with Beige interior only



Graphite¹² – not available with Beige interiors



Onyx Blue¹² – not available on GX models



Merlot Red¹² – not available on GX models or Beige interiors



Copper Brown¹² – not available on GX models



Ebony



Eclipse Black¹² – available on VX and Sahara models only



Black Leather Accented interior (LD23) – VX and Sahara models only



Beige Leather Accented interior (LD04) – VX and Sahara models only

Jump in, enjoy every ride.

The LandCruiser 200 is ready for the tough stuff outside, yet within you'll find quality and luxurious fittings throughout. The sumptuous interiors feature the finest materials and highest quality finishes.

You can choose from a range of interior themes, with premium fabric options available on the GX and GXL models and a Leather Accented interior available on Sahara and VX models. The wide-open spaces are not reserved for outside.

You'll enjoy a massive 8-seat capacity in the Turbo-diesel GXL and all petrol models, a generous 7-seat capacity in the Turbo-diesel Sahara and VX, and with a 5-seat capacity in the GX, none of the crew need ever be left behind.

**Legendary,
any way you
want it.**

As Australia's proven 'King off the Road', LandCruiser is ready for any challenge. That's why you can choose from a huge range of Toyota Genuine Accessories¹³ to help make your mission even easier. These are the only accessories available for your LandCruiser

200 that have been specifically designed and manufactured by Toyota to fit and function perfectly. And each and every one of them is made legendary LandCruiser tough and backed by our Toyota Warranty.¹⁴



Sahara in Onyx Blue¹² shown accessorised with Alloy Bull Bar,¹⁵ Driving Lights, Bonnet Protector, Weathershields, 18" Alloy Wheels and Roof Racks. All accessories sold separately.



Alloy Bull Bar¹⁵



Bonnet Protector



Steel Bull Bar



18" Alloy Wheel (Not available on GX model)




Cargo Barrier (GXL model shown. Dimensions and design of Cargo Barrier may vary depending on the model)



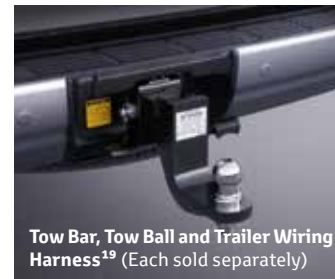
All-weather Rubber Cargo Mat (GXL model shown. Dimensions of accessory may vary depending on the model)



Roof Racks (2-bar set)



Ski/Snowboard Carrier (Roof Racks sold separately)



Tow Bar, Tow Ball and Trailer Wiring Harness¹⁹ (Each sold separately)




Weathershields (Sold separately)



Kayak Carrier (Roof Racks sold separately)



Rubber and Carpet Floor Mats (Carpet Floor Mats not available on GX)




Bicycle Carrier (Roof Racks sold separately)



Canvas Seat Covers (Only available on GX model)



Rear Park Assist



Alloy Roof Tray (Roof Racks sold separately)

MECHANICAL SPECIFICATIONS		4.6L V8 Petrol	4.5L Twin Turbo-diesel V8
Engine	Name	1UR-FE	1VD-FTV
	Displacement (cm ³)	4608	4461
	Max power (kW/rpm)	227/5500	200/3600
	Max torque (Nm/rpm)	439/3400	650/1600 – 2600
	Valve train	DOHC with Dual VVT-i	DOHC
	Fuel system	Multi-Point EFI	Common Rail Direct Injection
	Bore x Stroke (mm)	94 x 83	86 x 96
	Compression ratio	10.2:1	16.8:1
	Fuel economy (combined) ¹⁶	13.4L/100km	9.5L/100km
Transmission	Transmission type	Automatic 6-speed electronically controlled with Artificial Intelligence Shift Control and Sequential Shift	Automatic 6-speed electronically controlled with Artificial Intelligence Shift Control and Sequential Shift
	Transmission ratios	1st 3.333; 2nd 1.960; 3rd 1.353; 4th 1.000; 5th 0.728; 6th 0.588; Reverse 3.061	1st 3.333; 2nd 1.960; 3rd 1.353; 4th 1.000; 5th 0.728; 6th 0.588; Reverse 3.061
	Transfer ratio high / low	1 / 2.618	1 / 2.618
	Differential ratio	4.300	3.909
	Centre differential	Torsen Limited Slip Centre Differential	Torsen Limited Slip Centre Differential
	4x4 drive mechanism	Full time	Full time
Steering	Type	Power assisted rack and pinion	Power assisted rack and pinion
	Turning circle – kerb to kerb (m)	11.8	11.8
Brakes	Front	354 mm Ventilated discs	354 mm Ventilated discs
	Rear	345 mm Ventilated discs	345 mm Ventilated discs
Suspension	Front	Independent double wishbone with a coil spring, gas dampers and anti-roll bar	Independent double wishbone with a coil spring, gas dampers and anti-roll bar
	Rear	4-link coil rear suspension with Panhard rod with coil springs, gas dampers and anti-roll bar	4-link coil rear suspension with Panhard rod with coil springs, gas dampers and anti-roll bar

LANDCRUISER MODEL		GX Turbo-diesel	GXL Petrol	GXL Turbo-diesel	VX Petrol	VX Turbo-diesel	Sahara Petrol	Sahara Turbo-diesel
Dimensions¹⁷ and Weights¹⁸	Length / width / height (mm)	4990 / 1980 / 1970	4990 / 1980 / 1945	4990 / 1980 / 1945 ²¹	4990 / 1980 / 1945	4990 / 1980 / 1945 ²¹	4990 / 1980 / 1945	4990 / 1980 / 1945 ²¹
	Wheelbase (mm)	2850	2850	2850	2850	2850	2850	2850
	Track front / rear (mm)	1640 / 1635	1650 / 1645	1650 / 1645	1650 / 1645	1650 / 1645	1650 / 1645	1650 / 1645
	Running clearance (mm)	230	230	230	230	230	230	230
	Approach / departure / breakover angle (Degrees)	32 / 24 / 21	32 / 24 / 21	32 / 24 / 21	32 / 24 / 21	32 / 24 / 21	32 / 24 / 21	32 / 24 / 21
	Wading depth (mm)	700	700	700	700	700	700	700
Capacities	Seating capacity	5	8	8	8	7	8	7
	Kerb weight ¹⁸ (kg)	2740	2740	2740	2740	2740	2740	2740
	Gross vehicle mass (kg) ²⁰	3350	3350	3350	3350	3350	3350	3350
	Maximum roof load (kg)	200	200	200	200	200	200	200
	Towing capacity with trailer brakes / without ¹⁹ (kg)	3500 / 750	3500 / 750	3500 / 750	3500 / 750	3500 / 750	3500 / 750	3500 / 750
	Fuel tank capacity: Main (93L) and Subtank (45L)	138L	138L	138L	138L	138L	138L	138L
Exterior	LED headlamps with auto-levelling		•	•				
	Bi-Beam LED headlamps with LED Daylight Running Lamps (DRL) with washers and Dynamic Auto-levelling				•	•	•	•
	Front fog lamps				•	•	•	•
	Power retractable exterior mirrors				•	•	•	•
	Privacy glass		•	•	•	•	•	•
	Side steps		•	•	•	•	•	•
	Rear barn doors	•						
	Power back door						•	•
Spare tyre mounted underside of cargo floor	•	•	•	•	•	•	•	
Wheels	Tyre size	285/65R17	285/65R17	285/65R17	285/60R18	285/60R18	285/60R18	285/60R18
	Rim type	17" steel	17" alloy	17" alloy	18" alloy	18" alloy	18" alloy	18" alloy
Interior	Leather Accented interior with Woodgrain-look highlights				•	•	•	•
	Vinyl floor covering	•						
	Premium steering wheel and gear lever		•	•	•	•	•	•
	Passenger assist grips and grab handles	•	•	•	•	•	•	•

LANDCRUISER MODEL		GX Turbo-diesel	GXL Petrol	GXL Turbo-diesel	VX Petrol	VX Turbo-diesel	Sahara Petrol	Sahara Turbo-diesel
Interior <i>(continued)</i>	Drivers 6-way manual seat adjustment and power lumbar support	.	.	.				
	Power adjustable driver and front passenger seats and driver seat power lumbar support			
	Front and 2nd row seat heaters (front seats with climate control)						.	.
	2nd row seat: 60/40 split folding seat backs	.	.	.				
	2nd row seat: 40/20/40 split folding seat backs			
	3rd row seat: side folding and 50/50 split seat backs	
Features	Air intake with pre-cleaner and snorkel	.	OPT	OPT	OPT	OPT	OPT	OPT
	Smart Entry and Start system	
	Reversing camera ⁴	
	Manual air conditioning	.						
	Dual-zone front climate control air conditioning and rear cooler with cooler controls		.	.				
	4-zone front climate control air conditioning			
	Power windows with auto up/down (GX model: driver's window only)
	Accessory power sockets: front (12V) and rear (220V)	
	Rain sensing wipers			
	Front clearance and rear parking sensors ⁴			
	Driver's setting memory (3-position) seat, steering and exterior mirrors						.	.
	Moonroof			
Dual 11.6" Rear Seat Entertainment screens with remote, Blu-ray player and 3 wireless headphones						.	.	
Cool box						.	.	
Instruments and Controls	Cruise control		
	Active cruise control ⁸						.	.
	Premium steering wheel		.	.				
	Premium steering wheel with audio, MID and telephone controls				.	.		
	Premium and woodgrain-look steering wheel with audio, MID and telephone controls						.	.
	Multi-Terrain Monitor ⁵ (4-cameras)						.	.
	Multi Information Display (MID)			
Electro chromatic interior mirror						.	.	

LANDCRUISER MODEL		GX Turbo-diesel	GXL Petrol	GXL Turbo-diesel	VX Petrol	VX Turbo-diesel	Sahara Petrol	Sahara Turbo-diesel
Sound System	Single disc CD player, MP3 compatibility and AM/FM tuner ²²	.						
	Single disc CD player with 6.1" LCD touchscreen, MP3 compatibility and AM/FM tuner		.	.				
	Electro Multi Vision (EMV) with 9" LCD touchscreen with digital radio ¹⁰ /AM/FM tuner			
	3.5mm AUX input for portable audio players
	USB input for some iPod ^{®23} /USB memory sticks
	Bluetooth [®] capabilities ⁹
	Number of speakers	4	6	6	9	9	9	9
	Satellite Navigation ²	
4WD Technologies	Multi-Terrain Select			
	CRAWL Control ³ (Incorporating Off-road Turn Assist)
	Kinetic Dynamic Suspension System (KDSS)		.	OPT
Safety	Vehicle Stability Control (VSC)
	Active Traction Control (A-TRC)
	Blind Spot Monitor (BSM) with Rear Cross Traffic Alert (RCTA)						.	.
	Land Departure Alert (LDA)						.	.
	Pre-Collision Safety system (PCS)						.	.
	Automatic High Beam (AHB)						.	.
	Hill-start Assist Control (HAC)
	Multi-Terrain Anti-lock Braking System (ABS)
	Driver and front passenger SRS knee airbags, 2nd row curtain shield airbags
	2nd row side airbags			
	3rd row curtain shield airbags	
	Child restraint anchorage points x3
Luggage tie down hooks	
Security	Engine immobiliser and alarm (Alarm not available on the GX Turbo-diesel)

The Toyota Advantage.

Every Toyota gives you a lifetime of advantages. That's what makes it a Toyota. You'll enjoy legendary Toyota value from the moment you drive away, and you'll continue to appreciate the quality, safety and innovation that's engineered into each model, every day you drive.



A smarter way to buy.

Toyota Access puts you in complete control when buying a new car.²⁴ Drive out of the Dealership with a clear road ahead then drive back a few years later with more options at your disposal than ever before. Whatever stage you're at in life, Toyota Access puts you in the driver's seat with ongoing flexibility and assurance. To discover Toyota Access for yourself visit toyota.com.au/access



Finance to get you going.

If you need a little help, Toyota Finance²⁷ can offer you a wide range of vehicle financing. With Toyota Finance, you'll have the peace of mind of dealing with one of Australia's leading vehicle finance corporations with over 30 years experience. And with a range of flexible products and services to suit almost every need and circumstance, Toyota Finance can help find the right package for you or your business.



Capped price servicing.²⁵

A new Toyota means you don't have to worry about unexpected service costs. Every Toyota comes with a low, capped price service cost for a set number of years/kilometres. Pay the same low capped price from one eligible logbook service to the next for up to three years or 60,000km, whichever occurs first (including Genuine parts, labour and fluids). For the full benefits consult a Toyota Dealer or visit toyota.com.au/advantage



Even more protection.

Our Comprehensive Motor Vehicle insurance²⁸ policy is packed with great benefits including; agreed value cover or New vehicle replacement cover for Toyota vehicles damaged beyond repair within 3 years of original registration, Genuine Parts Promise and Lifetime Repair Guarantee. And our Toyota Insurance Factory Approved Extended Warranty Insurance provides protection that continues after your Toyota New Vehicle Warranty ends.



We've got your back.

Every new Toyota is built to exceptional standards, backed by a three year/100,000km²⁶ warranty, giving you the peace of mind to feel confident for years to come. In the unlikely event that you need them, every Toyota Service Centre is committed to providing any warranty repairs you may need. They have the technology, the tools, and the skilled personnel to keep your Toyota in excellent condition.



Extend your peace of mind.

Whether it's a flat tyre, lost keys or a flat battery, Toyota Extra Care Roadside Assist²⁹ is never more than a phone call away. Available 24 hours a day, seven days a week, every day of the year, you'll have peace of mind, whatever your emergency. With two levels of cover available, Toyota Extra Care Roadside Assist provides one of the most professional, reliable, and technologically advanced assistance networks in Australia.

Disclaimers and Notice.

- 1 Automatic High Beam (AHB) is a driver assist device only and should not be used as a substitute for safe driving practices.
- 2 Current navigation mapping database encompasses major capital and primary national road networks and offers some coverage in regional areas. [LC200 GXL, VX and Sahara models]
- 3 Crawl Control with Turn Assist is a driver assist technology and should not be used as a substitute for safe driving practices. Areas into which the vehicle is driven must be visually monitored.
- 4 Reversing Camera/Park Assist/Rear Sensors/Blind Spot Monitor/Lane Departure Warning/Rear Cross Traffic Alert is a driver assist device only and should not be used as a substitute for safe driving practices. The area into which the vehicle is driven must be visually monitored by the driver.
- 5 Multi-Terrain Monitor (MTM) does not provide a comprehensive view of the area surrounding the vehicle, it is a driver assist device only and should not be used as a substitute for safe driving practices. Areas into which the vehicle is driven must be visually monitored.
- 6 Hill-start Assist Control (HAC) is a driver assist technology and should not be used as a substitute for safe driving practices.
- 7 Pre-collision Safety (PCS) is a driver assist technology and should not be used as a substitute for safe driving practices. Driver should continue to monitor the road.
- 8 Active Cruise Control (ACC) is a driver assist technology and should not be used as a substitute for safe driving practices. Driver should continue to monitor the road.
- 9 The Bluetooth® word mark is owned by Bluetooth SIG, Inc. Not all devices will be compatible and functionality varies depending on the device.
- 10 Digital radio station coverage dependent on vehicle location.
- 11 Toyota Australia reserves the right to vary and discontinue the current interior and exterior colours, trims and colour/trim/model combinations. Colours and trims displayed here are a guide only and may vary from actual colours due to printing / display process. See your Toyota dealer to confirm colour/trim/model availability when ordering your vehicle. Metallic / mica pearlescent paint is optional and subject to additional charges on most models.
- 12 Paint featured is an optional extra at additional costs
- 13 Toyota Genuine Accessories are not applicable to all models/grades. Consider the mass of your load to ensure you will not exceed the maximum allowable individual axle capacity, Gross vehicle Mass and/or Gross Combined Mass of the vehicle. Refer to the current Accessories brochure or visit toyota.com.au for details on warranty and toyota.com.au/vehiclepayload for details on vehicle payload to help determine Accessories suitable for your vehicle. Accessory colours shown may vary from actual colour due to the printing process.
- 14 All Toyota Genuine Accessories purchased and fitted to a Toyota are warranted for the remainder of the New Vehicle Warranty or 12 months, whichever is greater. Toyota Genuine Accessories purchased from an authorised Toyota Dealer over the counter are warranted from the date of purchase for one year. Conditions apply.
- 15 For vehicles fitted with front cameras, fitment of a Nudge Bar, Bull bar will reduce the field of vision.
- 16 Fuel consumption varies depending on driving conditions / style, vehicle conditions and options / accessories. Source: ADR 81/02 Combined.
- 17 Some vehicle dimension figures are approximate and vary due to options and accessory fitment.
- 18 Kerb, tare and payload weights are nominal and vary depending on options and accessories [and tray/body type].
- 19 Towing capacity is subject to regulatory requirements, vehicle design and towing equipment limitations. Ask your Dealer for Toyota Genuine Towbar capacity and availability details.
- 20 Gross Vehicle Mass (GVM) is the total permissible combined weight of the vehicle, including occupants, fuel and cargo.
- 21 Height is 1970(mm) with optional snorkel.
- 22 Not all devices will be compatible. Functionality varies depending on device.
- 23 iPod® is a trademark of Apple, Inc. Not all devices will be compatible and functionality will vary depending on the device.
- 24 Terms and Conditions, fees and charges apply. Toyota Access Guaranteed Future Value products are available to approved customers of Toyota Finance, a division of Toyota Finance Australia Limited ABN 48 002 435 181, AFSL and Australian Credit Licence 392536..
- 25 Maximum Payable for standard scheduled logbook servicing (normal operating conditions) until first of three years or 60,000km (whichever occurs first), up to the first six services. Excludes Government & Rental vehicles. Contact your Toyota Dealer or go to Toyota.com.au/advantage for other exclusions, eligibility, and full details.
- 26 New Vehicle Warranty expires three years from date of first delivery or 100,000km, whichever occurs first. Refer to the warranty conditions. The New Vehicle warranty does not limit and may not necessarily exceed your rights under the Competition and Consumer Act 2010.
- 27 Toyota Finance is a division of Toyota Finance Australia Limited ABN 48 002 435 181, AFSL and Australian Credit Licence 392536.
- 28 Terms and conditions apply. This advice is general in nature and does not take into account your objectives, financial situation or needs. Before making a decision to purchase any of the insurance products you should consider the appropriateness of the advice taking into account your own objectives, financial situation and needs and refer to the current PDS for the relevant product available from participating Dealers, via our website at toyotainsurance.com.au or by calling 137 200. Toyota Insurance is issued by Toyota Finance Australia Limited ABN 48 002 435 181, AFSL and Australian Credit Licence 392536. The insurer is Aoi Nissay Dowa Insurance Company Australia Pty Ltd ABN 11 132 524 282, AFSL 443540. Our insurance policies do not change or take away your rights under the Australian Consumer Law. Your right to claim under our policies for the benefits covered are in addition to other rights and remedies you have under the law in relation to your vehicle. However, you can choose to make a claim under any of our policies even if you have rights under the law.
- 29 Toyota Extra Care is administered by Toyota Finance, a division of Toyota Finance Australia Limited ABN 48 002 435 181, Australian Credit License 392536.

IMPORTANT NOTICE – PLEASE READ:

Toyota Australia uses its best endeavours to ensure material is correct when published. Check with your authorised Toyota Dealer when ordering to ensure the vehicle with your chosen specifications, equipment and colour is available and can be delivered within the timeframe suitable to you. When ordering accessories, check with your authorised Toyota Dealer to ensure the accessory's design, features and colours are available and fit your vehicle. Certain accessories when fitted will require the removal of standard equipment, which may be retained by Toyota Australia or your Toyota dealer. Toyota Australia reserves the right to change, without notice, prices, colours, materials, equipment, and specifications and discontinue colours/

models. To the extent permitted by law, Toyota Australia will not be liable for any damage, loss or expense incurred as a result of reliance on this material in any way. Distributed nationally (other than in Western Australia) by Toyota Motor Corporation Australia Limited ABN 64 009 686 097, 155 Bertie St, Port Melbourne 3207. Material distributed in Western Australia by or on behalf of Prestige Motors Pty Ltd (for vehicles) and by Eastpoint Pty Ltd (for parts/accessories). Toyota Australia makes no warranties regarding (and will not be liable for) accuracy of materials distributed in Western Australia. PART NUMBER TYLC200PACKBRO. PROOF HQ; T2015-001930. PRINTED: OCTOBER 2015. GT01602.



Sahara model shown.